


MECCANO®


**BOOK OF MODELS
VOORBEELDENBOEK
LIVRE DES MODÈLES
LIBRO DEI MODELLI
MODELLBUCH
MODELLBOK
LIBRO DE MODELOS
LIVRO DE MODELOS
MODELLBOK**

9


Complete list of Meccano Parts
Komplete lijst van Meccano-onderdelen
Liste complète des pièces Meccano
Distinta delle componenti del Corredo Meccano
Vollständige Liste der Meccano-Teile
Fullständig förteckning över Meccanodelar
Lista completa de piezas de Meccano
Lista completa de peças do Meccano
Komplett liste over Meccanodeler



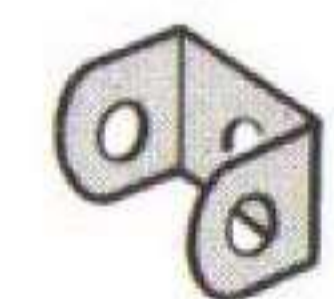
- 5 PERFORATED STRIPS 6**
- | | |
|------------------|---------------|
| 1 - 12½"; 32 cm | 3 - 3½"; 9 cm |
| 1a - 9½"; 24 cm | 4 - 3"; 7½ cm |
| 1b - 7½"; 19 cm | 5 - 2½"; 6 cm |
| 2 - 5½"; 14 cm | 6 - 2"; 5 cm |
| 2a - 4½"; 11½ cm | 6a 1½"; 38 mm |



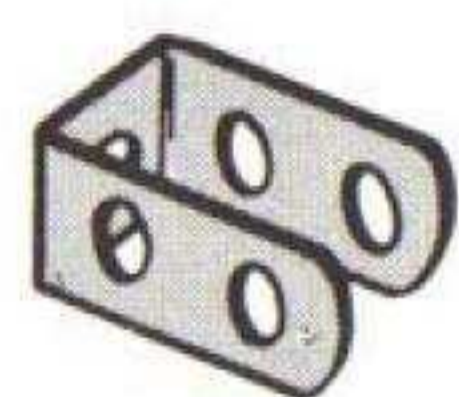
- ANGLE GIRDERS**
- | | |
|------------------|------------------|
| 7 - 24½"; 62 cm | 9a - 4½"; 11½ cm |
| 7a - 18½"; 47 cm | 9b - 3½"; 9 cm |
| 8 - 12½"; 32 cm | 9c - 3"; 7½ cm |
| 8a - 9½"; 24 cm | 9d - 2½"; 6 cm |
| 8b - 7½"; 19 cm | 9e - 2"; 5 cm |
| 9 - 5½"; 14 cm | 9f - 1½"; 38 mm |



FISHPLATE 10



DOUBLE BRACKET 11 - ½" x ½"; 12 x 12 mm



DOUBLE BRACKET 11a - 1" x ½"; 25 x 12 mm



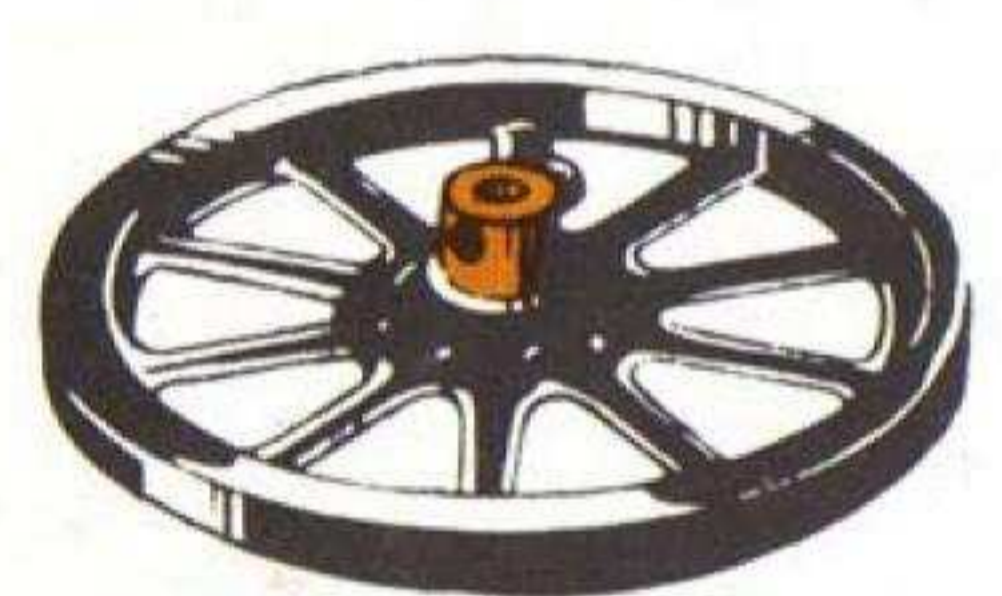
ANGLE BRACKETS 12
 12 - ½" x ½"; 12 x 12 mm
 12a - 1" x 1"; 25 x 25 mm
 12b - 1" x ½"; 25 x 12 mm



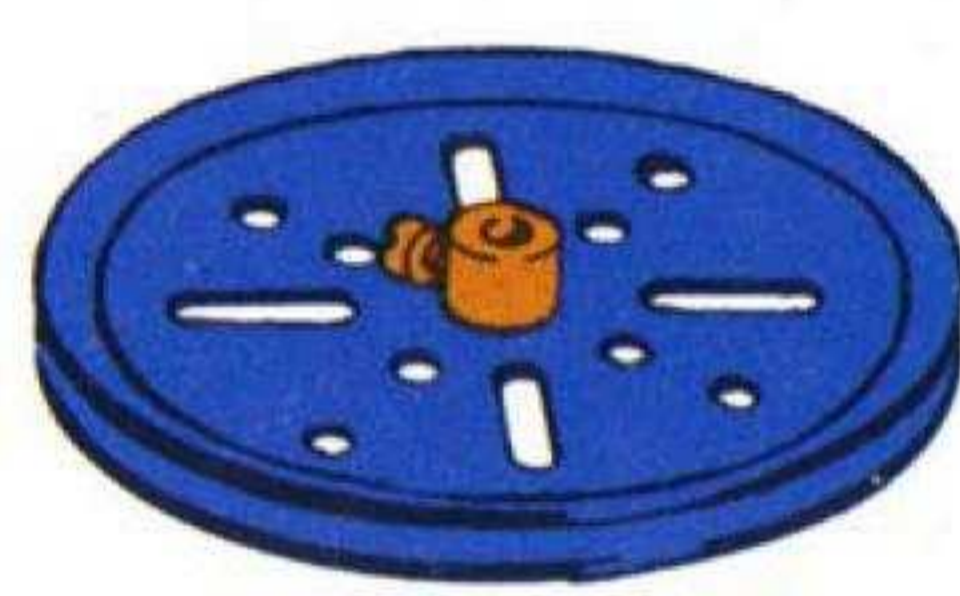
ANGLE BRACKET (OBTUSE) 12c - ½" x ½"; 12 x 12 mm



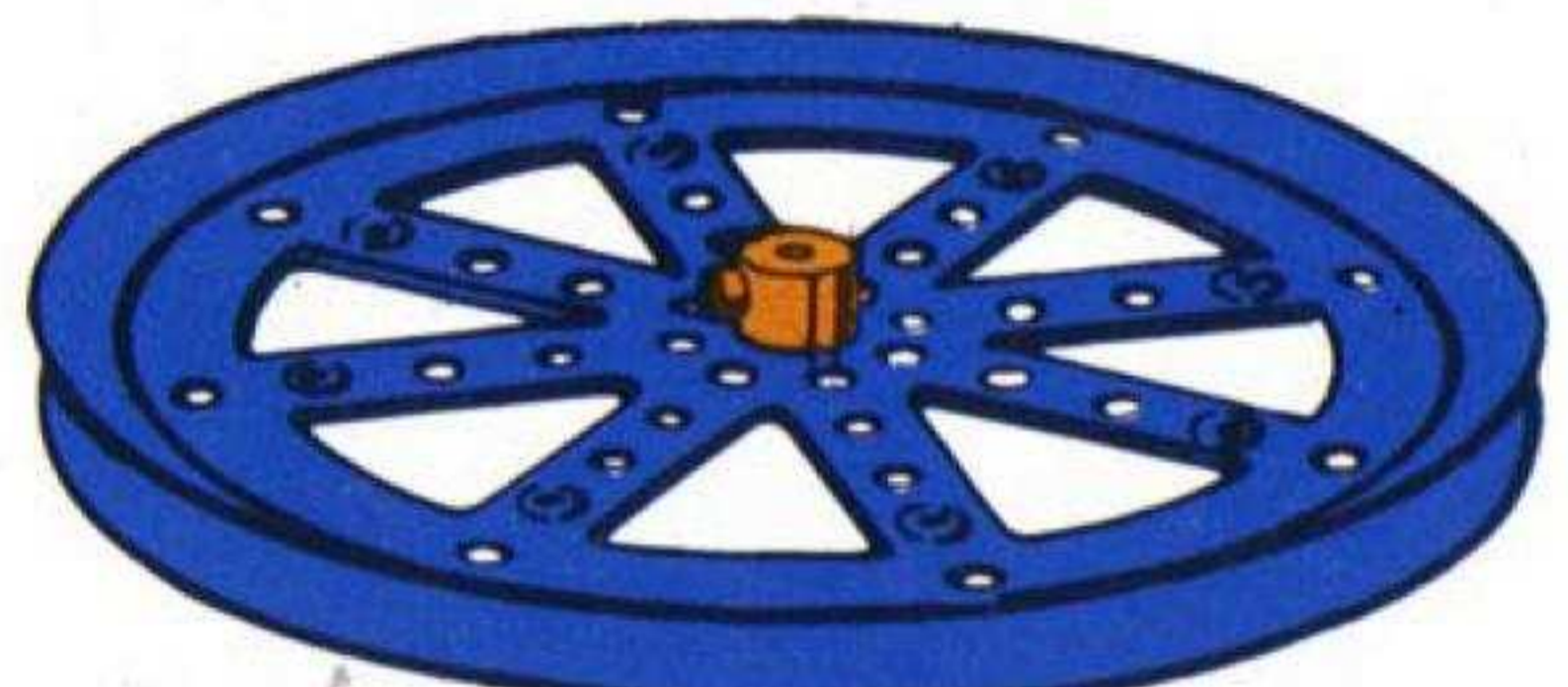
- AXLE RODS**
- | | |
|-------------------|------------------|
| 13 - 11½"; 29 cm | 16 - 3½"; 9 cm |
| 13a - 8"; 20 cm | 16a - 2½"; 6 cm |
| 14 - 6½"; 16½ cm | 16b - 3"; 7½ cm |
| 14a - 5½"; 14 cm | 17 - 2"; 5 cm |
| 15 - 5"; 13 cm | 18a - 1½"; 38 mm |
| 15a - 4½"; 11½ cm | 18b - 1"; 25 mm |
| 15b - 4"; 10 cm | |



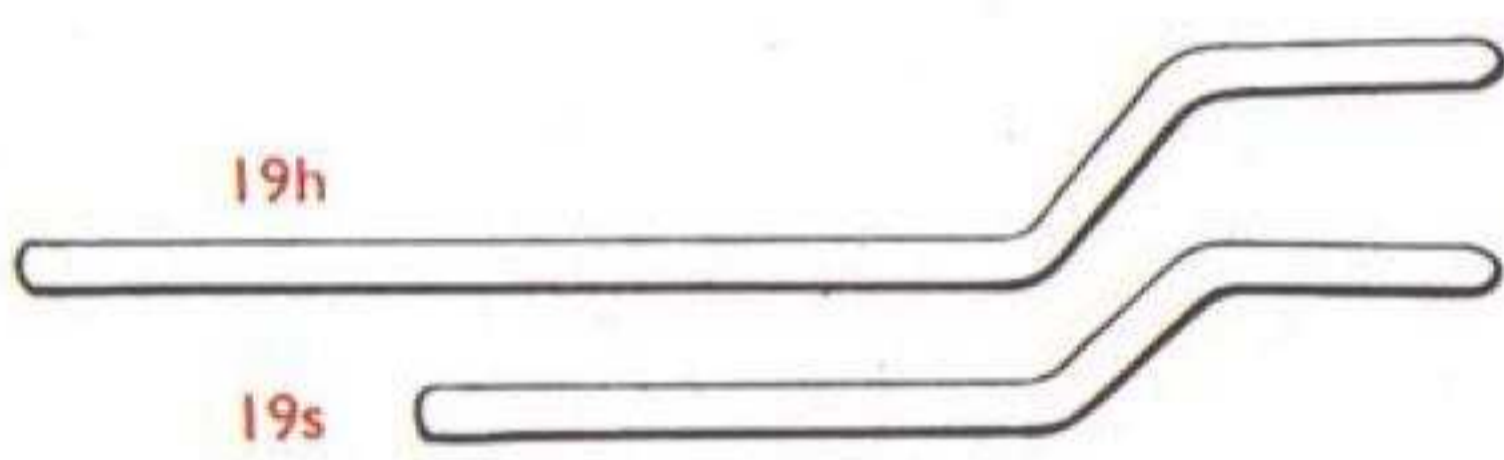
SPOKED WHEEL 19a - 3"; 75 mm



**PULLEYS 19b - 3"; 75 mm
20a - 2"; 5 cm**




PULLEY 19c - 6"; 15 cm



**CRANK HANDLE 19h - 5"; 13 cm
19s - 3½"; 9 cm**




FLANGED WHEELS 20 - 1½"; 28 mm



20b - ¾"; 19 mm



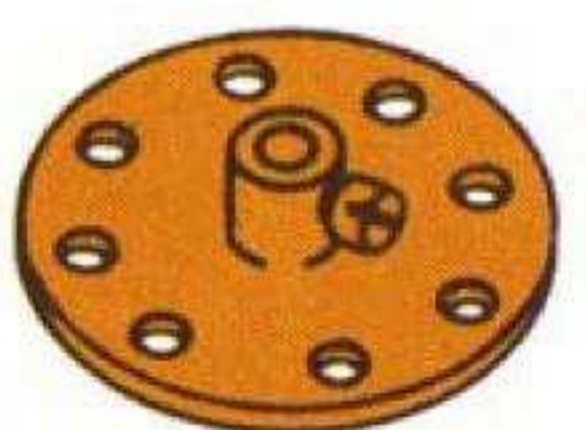
PULLEY 21 - 1½"; 38 mm



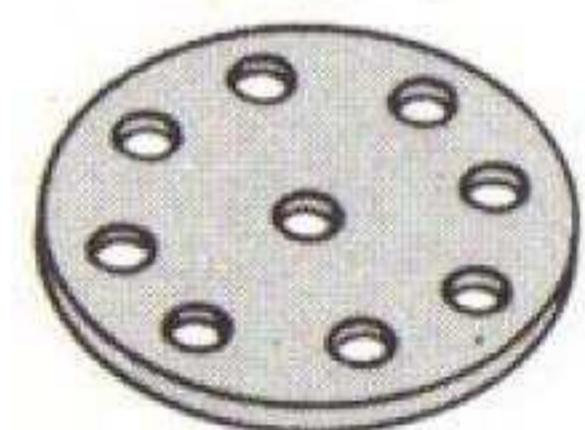
PULLEY 22 - 1"; 25 mm



**PULLEYS 22a - 1"; 25 mm
23 plastic - ½"; 12 mm
23a - ½"; 12 mm
23b metal - ½"; 12 mm**



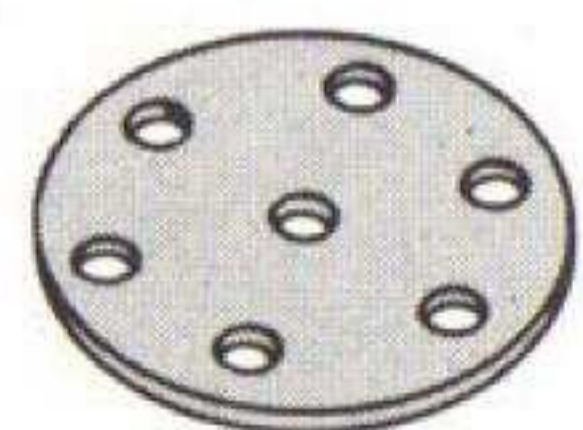
BUSH WHEEL 24 - 1¾"; 34 mm



WHEEL DISC 24a - 1¾"; 34 mm



BUSH WHEEL 24b - 1¾"; 34 mm



WHEEL DISC 24c - 1¾"; 34 mm




- PINIONS**
- | |
|----------------------------|
| 25 - 1" x ¼"; 19 x 6 mm |
| 25a - 1" x ¼"; 19 x 12 mm |
| 25b - 1" x ¼"; 19 x 19 mm |
| 26 - 1" x ¼"; 12 x 6 mm |
| 26a - 1" x ¼"; 12 x 12 mm |
| 26b - 1" x ¼"; 12 x 19 mm |
| 26c - 7⁄8" x ¼"; 11 x 6 mm |



**GEAR WHEELS 27 - 1½"; 32 mm
27a - 1½"; 38 mm
27d - 1¾"; 41 mm**



**GEAR WHEELS 27b - 3½"; 9 cm
27c - 2½"; 6 cm**



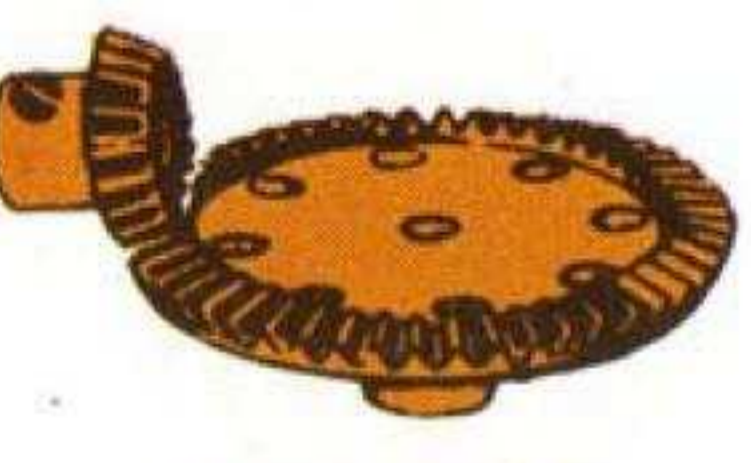
27f MULTI-PURPOSE GEAR WHEEL



**CONTRATE WHEEL 28 - 1½"; 38 mm
29 - ¾"; 19 mm**



BEVEL GEAR For use in pairs. 30 - 7⁄8"; 22 mm



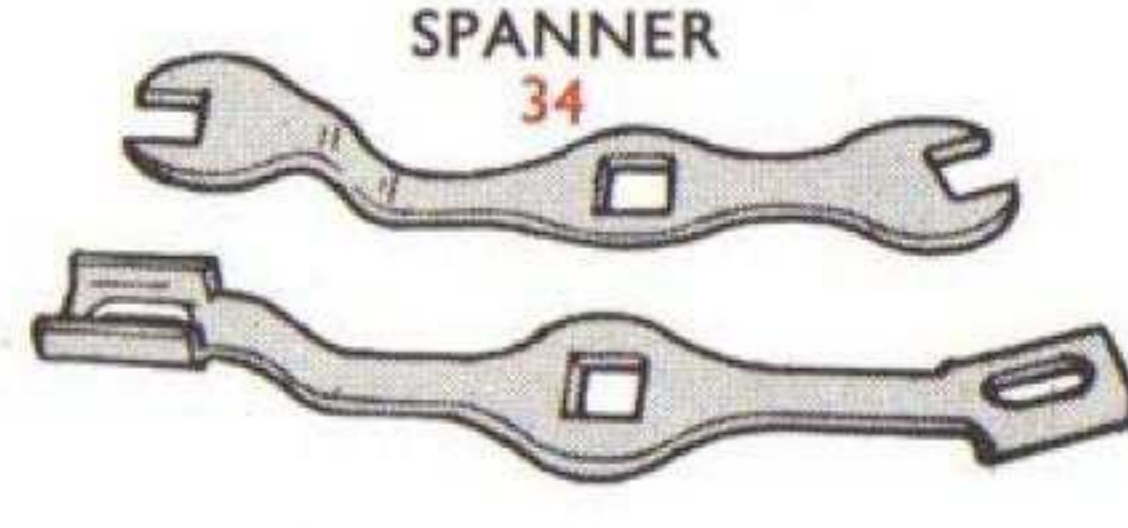
**BEVEL GEARS can only be used together. 30a - 1"; 12 mm
30b - 1"; 12 mm
30c - 1½"; 38 mm**



GEAR WHEEL 31 - 1" x ¼" 25mm x 6mm



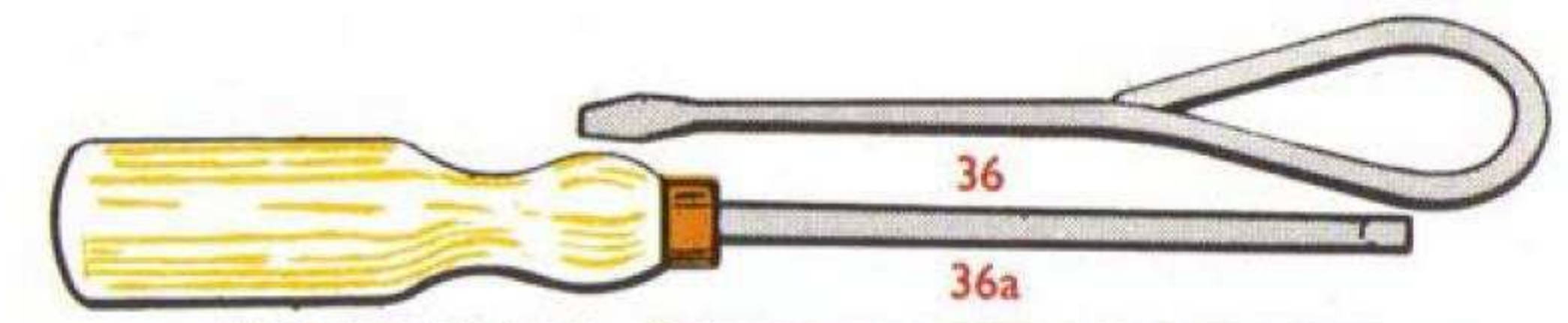
WORM 32 - ½"; 12 mm



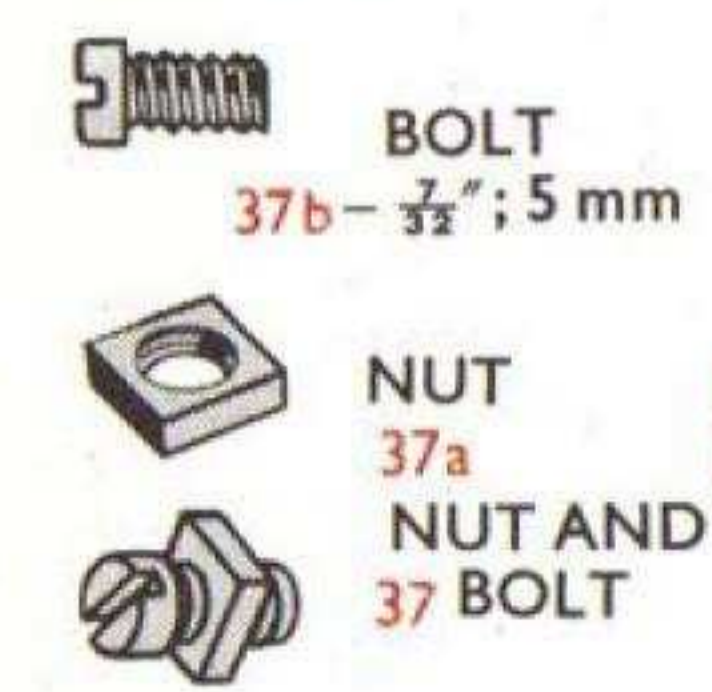
**SPANNER 34
BOX SPANNER 34b**



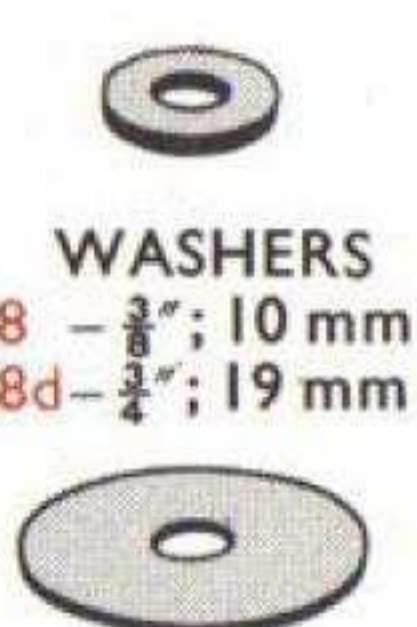
SPRING CLIP 35



**SCREWDRIVERS 36
36a
DRIFT 36c**



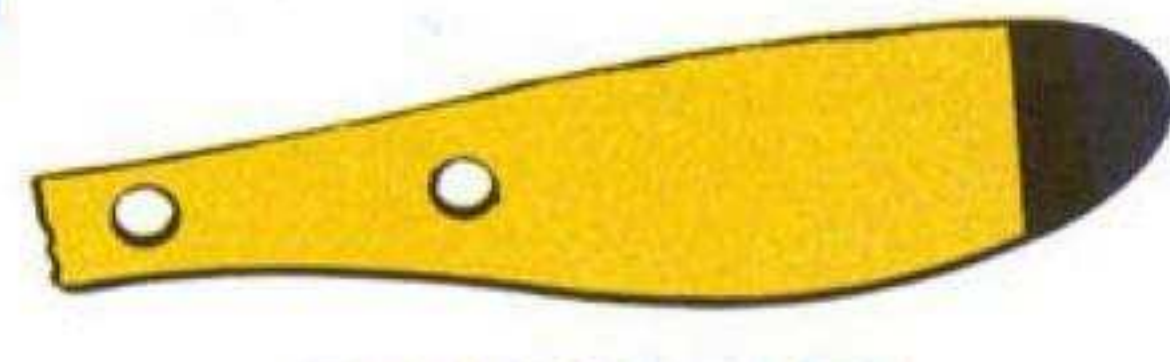
**BOLT 37b - ¾"; 5 mm
NUT 37a
NUT AND BOLT 37**



**WASHERS 38 - ¾"; 10 mm
38d - ¾"; 19 mm**



HANK OF CORD 40



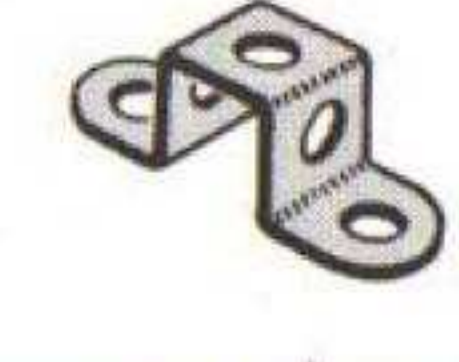
PROPELLER BLADE 41



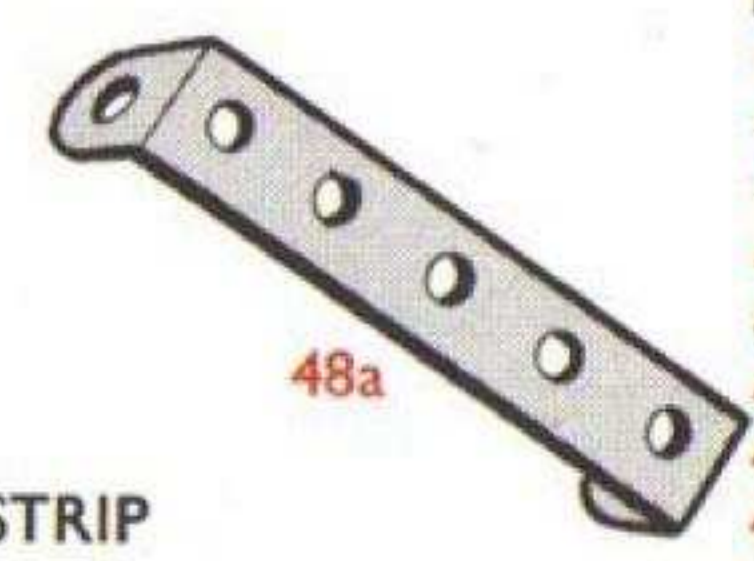
TENSION SPRING 43 - 2"; 5 cm



BENT STRIP STEPPED 44



DOUBLE BENT STRIP 45



- DOUBLE ANGLE STRIPS**
- | |
|------------------------------|
| 46 - 2½" x 1"; 60 x 25 mm |
| 47 - 2½" x 1½"; 60 x 38 mm |
| 47a - 3" x 1½"; 75 x 38 mm |
| 48 - 1½" x 1½"; 38 x 12 mm |
| 48a - 2½" x 1½"; 60 x 12 mm |
| 48b - 3½" x 1½"; 90 x 12 mm |
| 48c - 4½" x 1½"; 115 x 12 mm |
| 48d - 5½" x 1½"; 140 x 12 mm |



SLIDE PIECE 50

9.1 Television Camera/T.V. Camera/Caméra de Télévision/Telecamera/Fernsehkamera

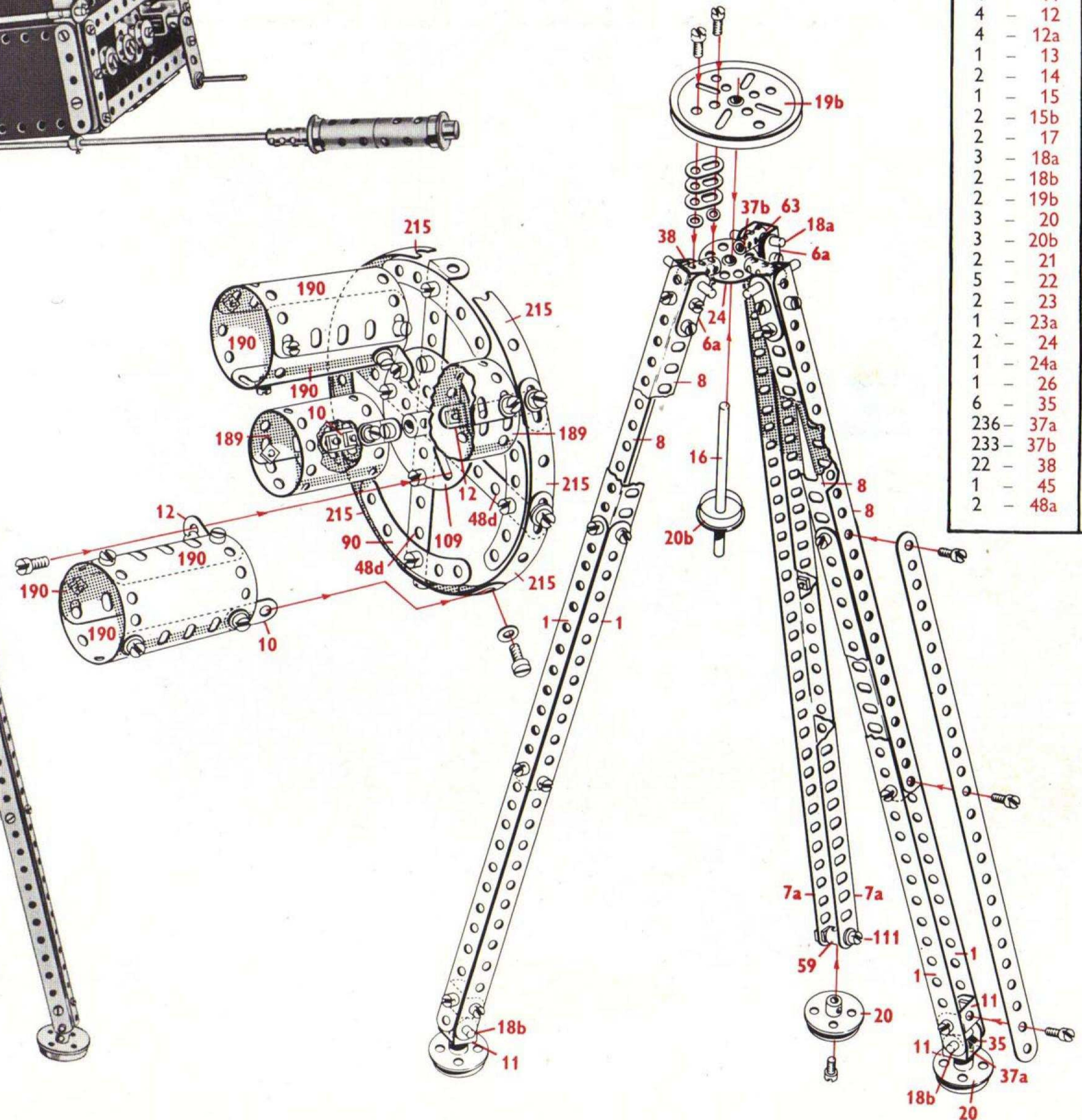
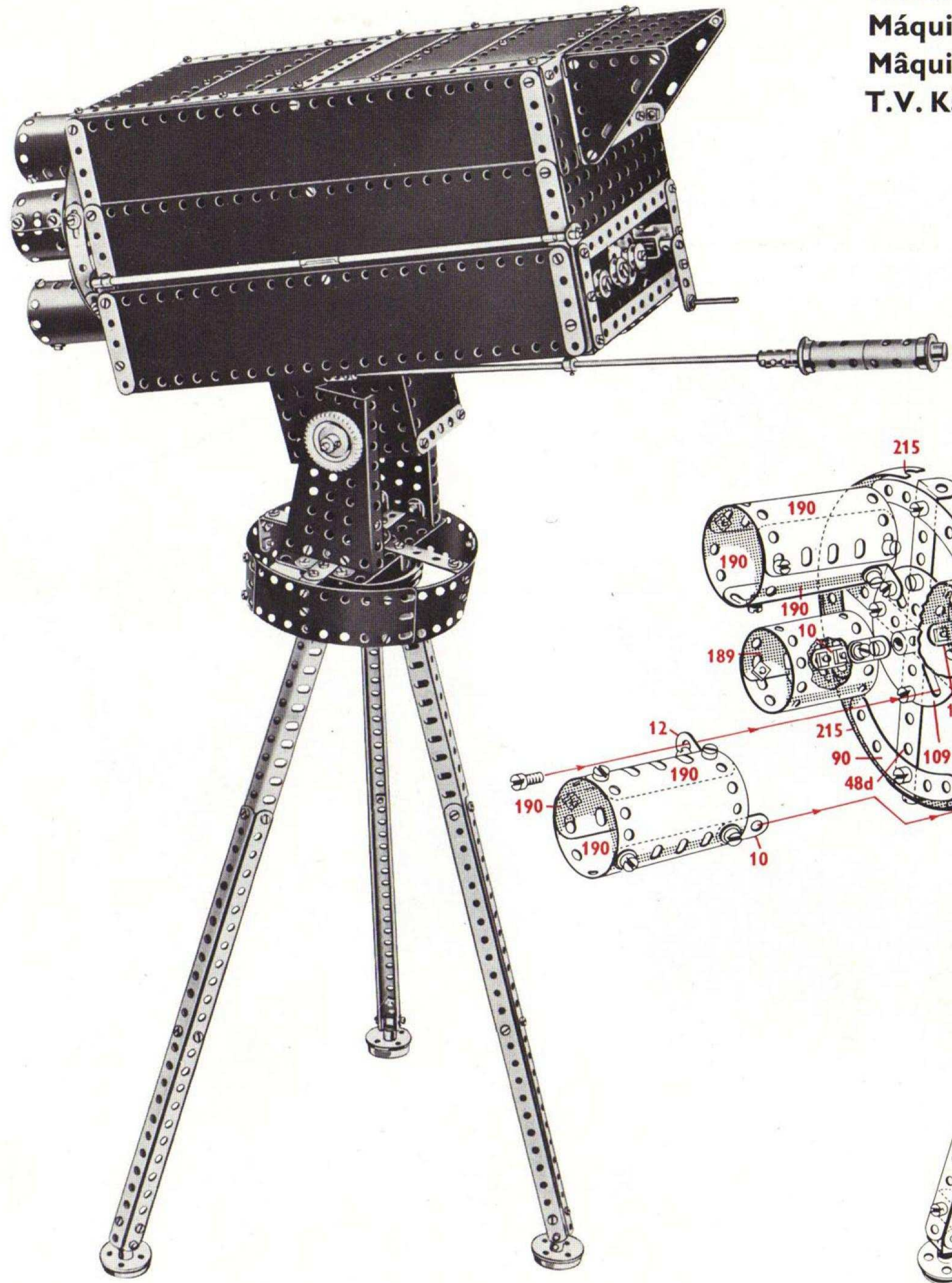
Televisionskamera

Máquina Fotográfica de Televisión

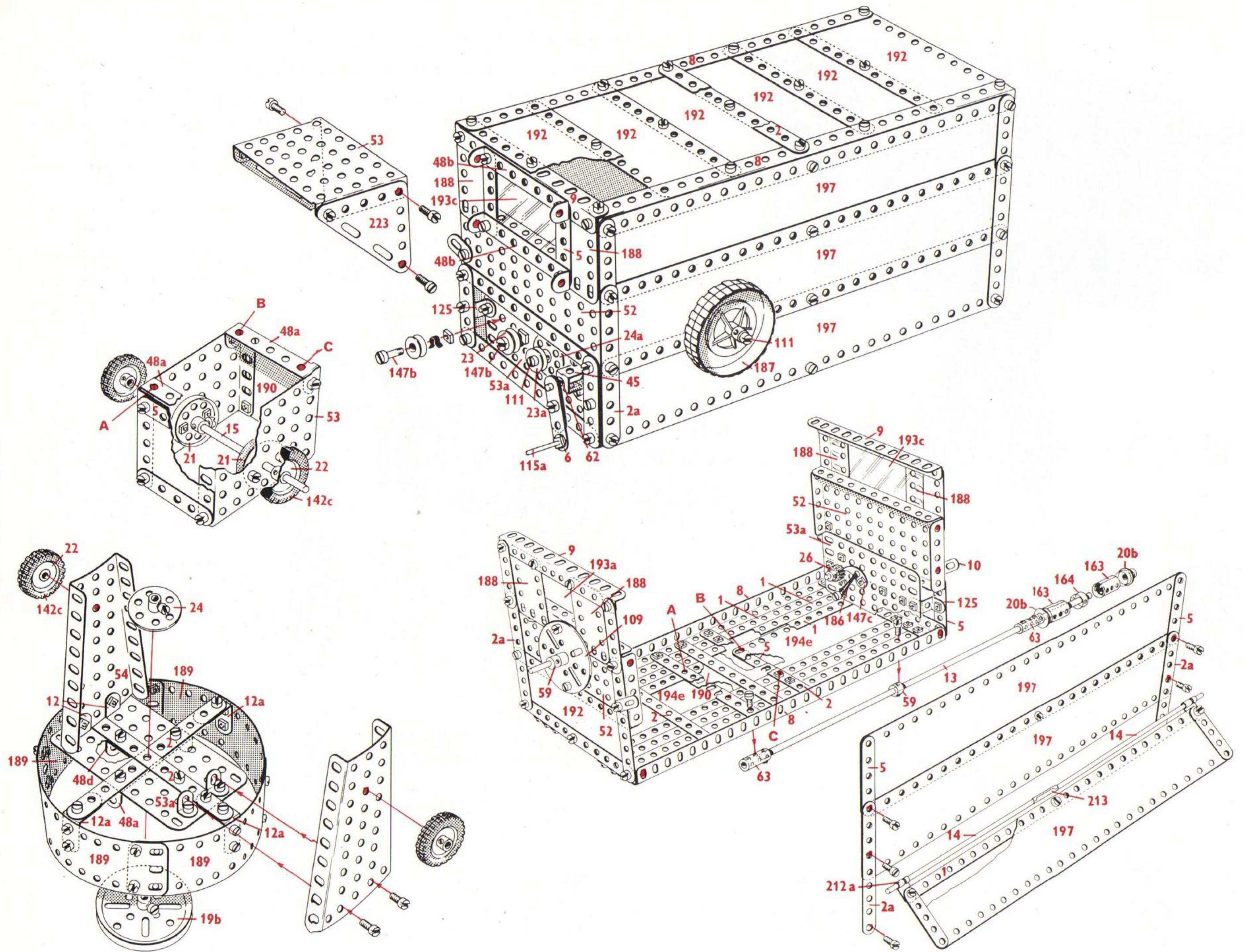
Máquina de Photographar de Televisão

T.V. Kamera

9.1



13	-	1	2	-	48b
8	-	2	2	-	48d
6	-	2a	2	-	52
17	-	5	3	-	53
1	-	6	2	-	53a
6	-	6a	2	-	54
2	-	7a	2	-	59
8	-	8	1	-	62
4	-	9	5	-	63
15	-	10	4	-	90
4	-	11	2	-	109
4	-	12	1	-	111
4	-	12a	3	-	111a
1	-	13	1	-	111c
2	-	14	2	-	111d
1	-	15	1	-	115a
2	-	15b	2	-	125
2	-	17	4	-	142c
3	-	18a	2	-	147b
2	-	18b	1	-	147c
2	-	19b	2	-	163
3	-	20	1	-	164
3	-	20b	1	-	186
2	-	21	1	-	187
5	-	22	4	-	188
2	-	23	6	-	189
1	-	23a	8	-	190
2	-	24	7	-	192
1	-	24a	1	-	193c
1	-	26	1	-	194e
6	-	35	2	-	196
236	-	37a	6	-	197
233	-	37b	2	-	212
22	-	38	1	-	213
1	-	45	8	-	215
2	-	48a	2	-	223



9.2 Meccanograph/Meccanograaf/Meccanographe/Meccanografo/Meccano-Graph/Meccanograf/Meccanoligrafo/Meccanógrafo


Differing designs can be produced by swivelling Crank 62 on Bush Wheel 24 and by varying the point at which the pen arm pivots in Double Bent Strip 45 on the sliding table. Other variations are produced by placing pin 18b in different holes of the 12" Strip that operates the sliding table.

De figuren, die de meccanograaf tekent, kunnen op 3 manieren veranderd worden, n.l. door de naafkruk 62 ten opzichte van het naafbuswiel 24 te verdraaien door de dubbel gebogen strook nr. 45, die de slede heen en weer beweegt, in eenander gat bij genoemde naafdruk 62 te laten draaien, of door de lange tekenarm op een ander punt om de as 18b te laten draaien.

On peut obtenir des dessins différents en faisant tourner le bras de manivelle 62 dans la roue barillet 24 et en faisant varier le point dans lequel le crayon pivote dans le cavalier 45 sur le plateau mobile. On peut obtenir encore d'autres motifs en plaçant une tringle 18b dans les différents trous de la bande de 25 trous qui fait bouger le plateau.

Si ottengono disegni differenti variando la posizione della striscia con-mozzo 62 sul disco con-mozzo 24 e cambiando il foro in cui il braccio porta-penna è articolato al supporto a cavaliere 45 della piattaforma scorrevole. Altre varietà di disegni si avranno alternando l'asse 18b in differenti fori della striscia di cm. 32 che comanda il movimento della piattaforma scorrevole.

Es können verschiedene Modelle gebaut werden, indem man die Kurbel 62 um das Buchsrad 24 dreht und den Punkt ändert, um den der Federarm in dem doppelt gebogenen Band 45 auf dem Schiebetisch rotiert. Andere Variationen wiederum werden erzielt, indem man den Stab 18b in verschiedenen Löchern des 32 cm. Bandes, das den Schiebetisch betätigt, anbringt.



Man kan åstadkomma olika mönster genom att svänga den på centerskivan 24 monterade vevarmen 62 och genom att variera den punkt, genom vilken pennan roterar i dubbelböckade remsan nr 45 å glidbordet. Andra variationer får man genom att placera tappen 18b i olika hål på remsa nr 1, som påverkar glidbordet.

Se pueden conseguir diferentes diseños haciendo girar la manivela 62 sobre la rueda de buje 24 y haciendo variar el punto en que pivota el brazo con pluma en la tira de doble recodo 45 sobre la mesa corrediza. Se pueden obtener otras variaciones introduciendo el pasador 18b en distintos agujeros la tira de 32 cm. que actúa a la mesa corrediza.

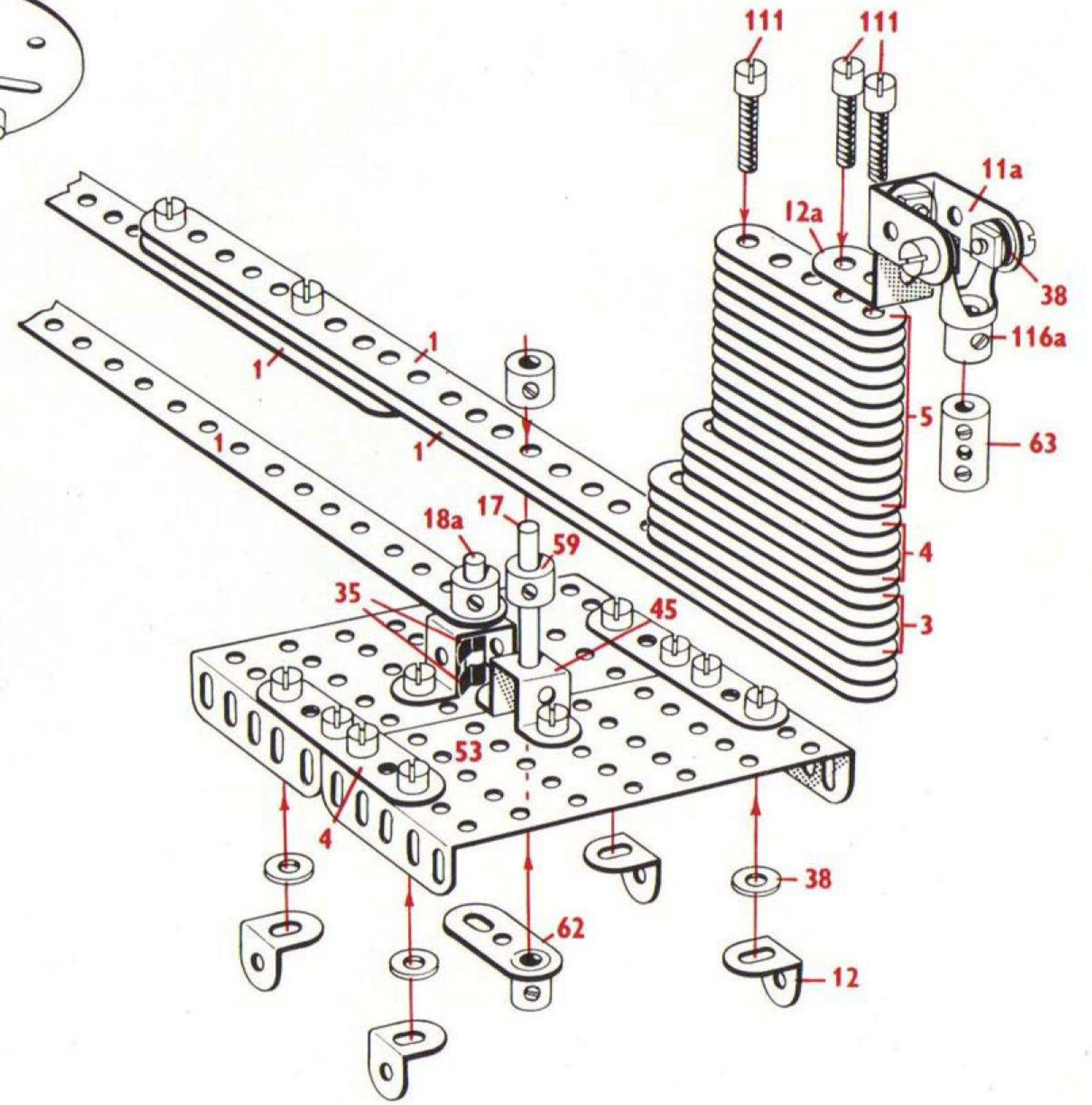
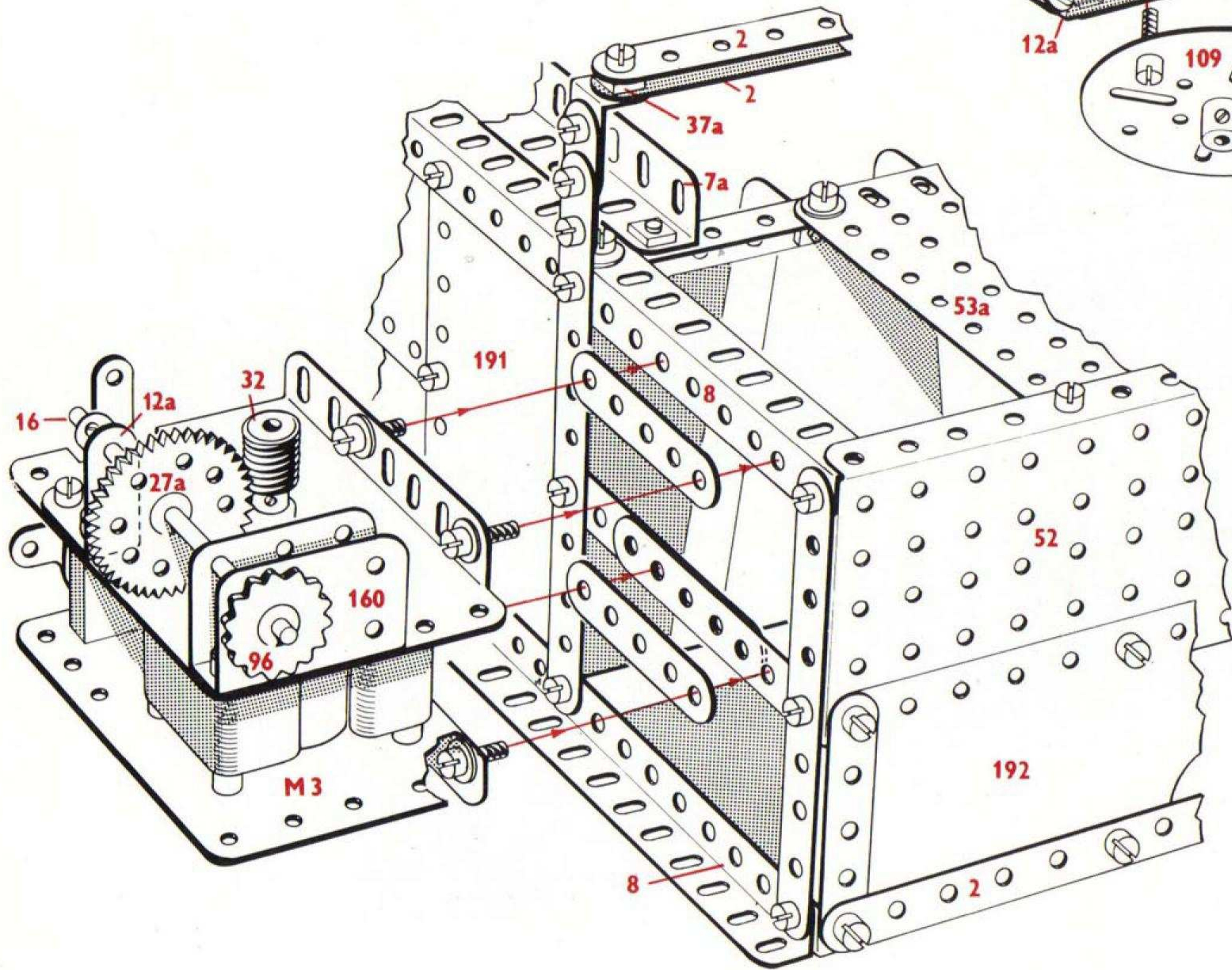
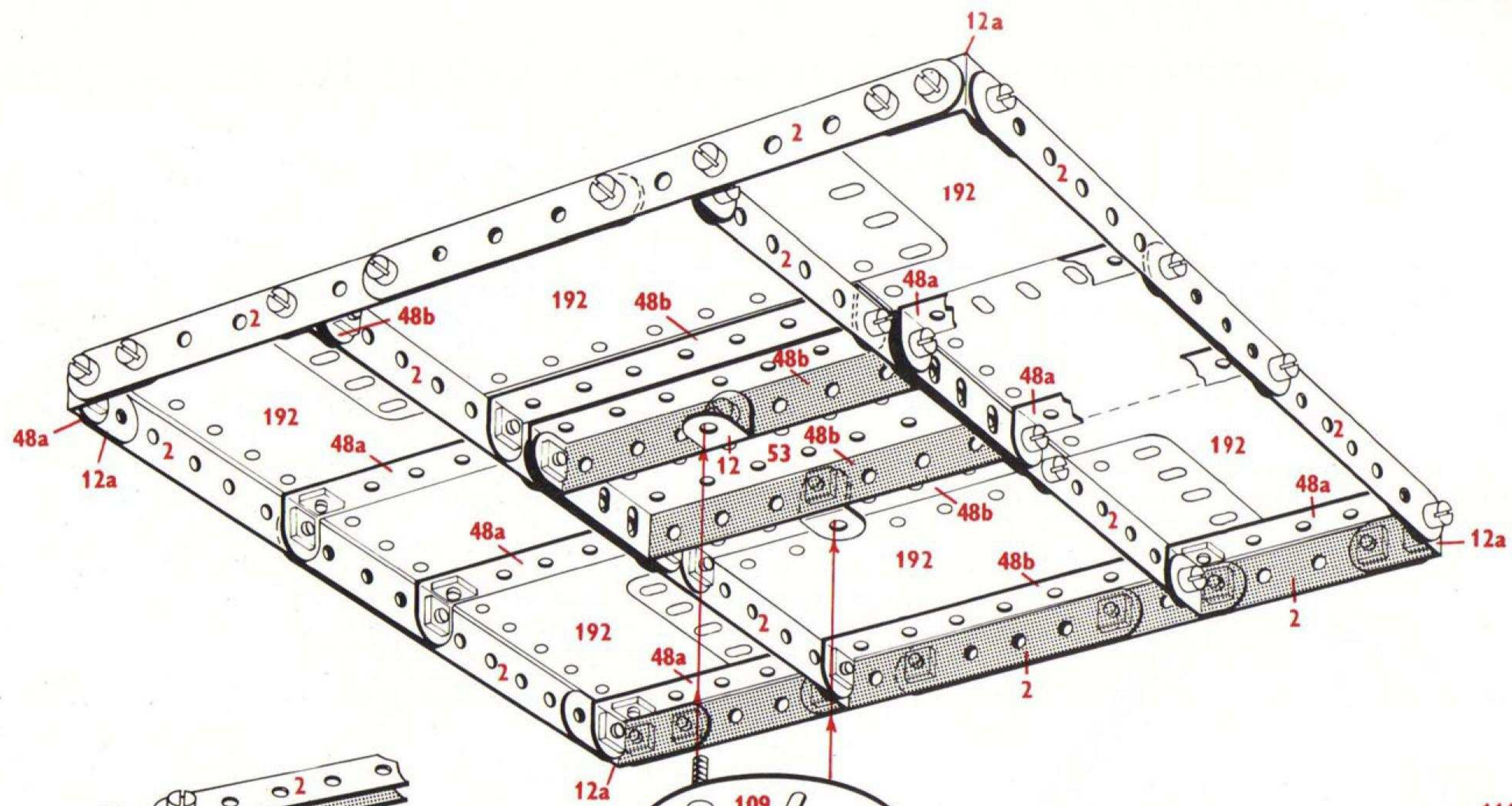
Podem-se reproduzir diversos desenhos, rodando a manivela 62 no disco perfurado 24, variando os pontos e ajustando o braço de acordo com a fita 45 da mesa móvel. Outras variações são obtidas, colocando a agulha 18b em diferentes orifícios na fita de 32 cm. que opere a mesa móvel.

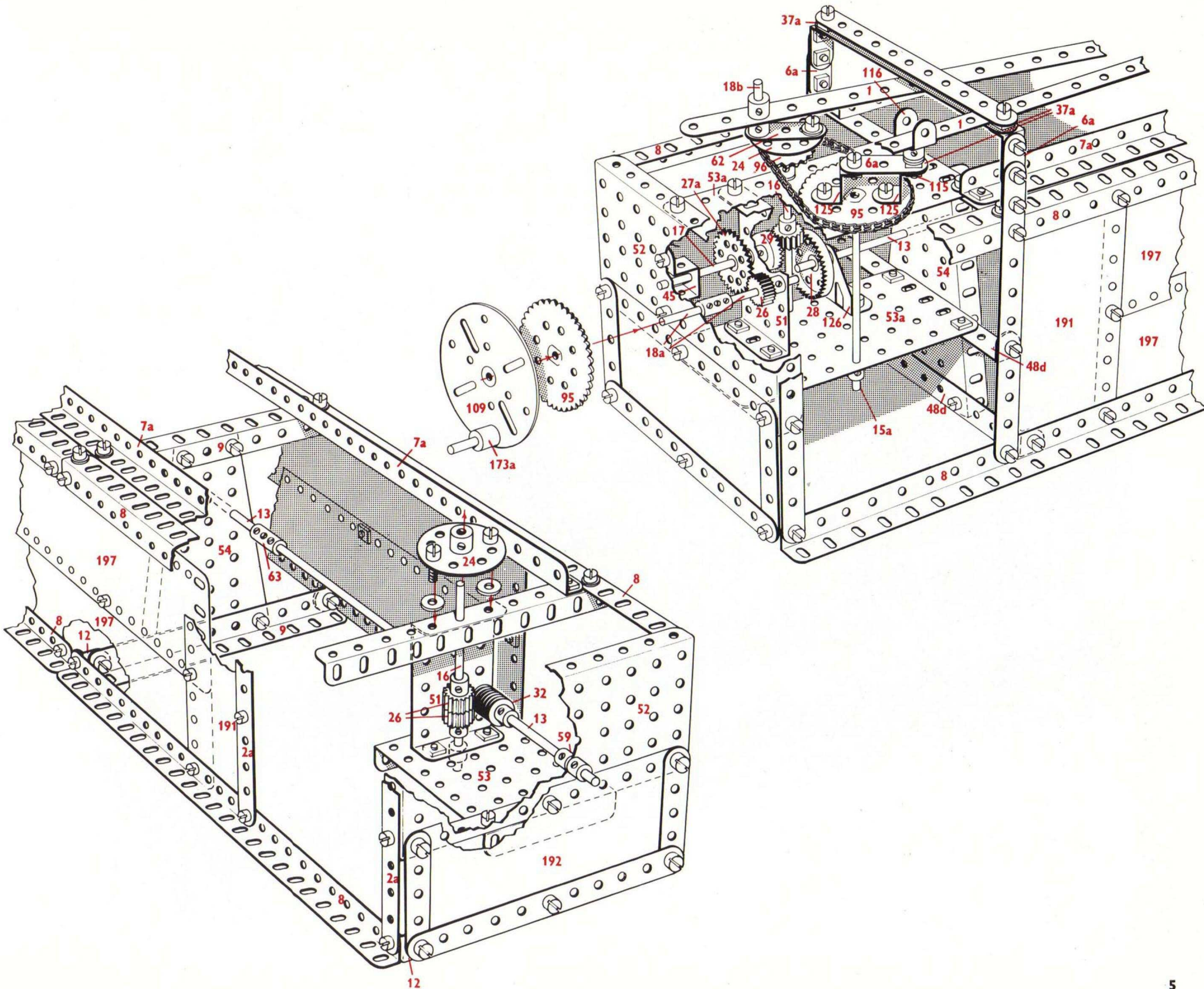
Man kan lage forskjellige designs med Sveiv 62 på Bush Wheel 24, og ved å variere festepunktet for armen som svinger om Double Bent Strip 45 på glidebanen. Andre variasjoner kan lages ved å feste pinne 18b i forskjellige hull i remse 12" som setter glidebanen i funksjon.

9.2

4 - 1	2 - 24	10 - 59
18 - 2	3 - 26	1 - 62
6 - 2a	2 - 27a	2 - 63
6 - 3	1 - 28	1 - 94
6 - 4	1 - 29	2 - 95
16 - 5	2 - 32	2 - 96
3 - 6a	2 - 35	2 - 109
2 - 7a	179- 37a	3 - 111a
8 - 8	171- 37b	3 - 111d
4 - 9	22 - 38	1 - 115
1 - 11a	3 - 45	1 - 116
14 - 12	8 - 48a	1 - 116a
6 - 12a	6 - 48b	1 - 126
2 - 12b	2 - 48d	1 - 160
2 - 13	2 - 51	1 - 173a
1 - 15a	2 - 52	8 - 189
3 - 16	4 - 53	4 - 191
1 - 17	2 - 53a	8 - 192
3 - 18a	2 - 54	4 - 197
1 - 18b		*1 - M3

* Not included in set






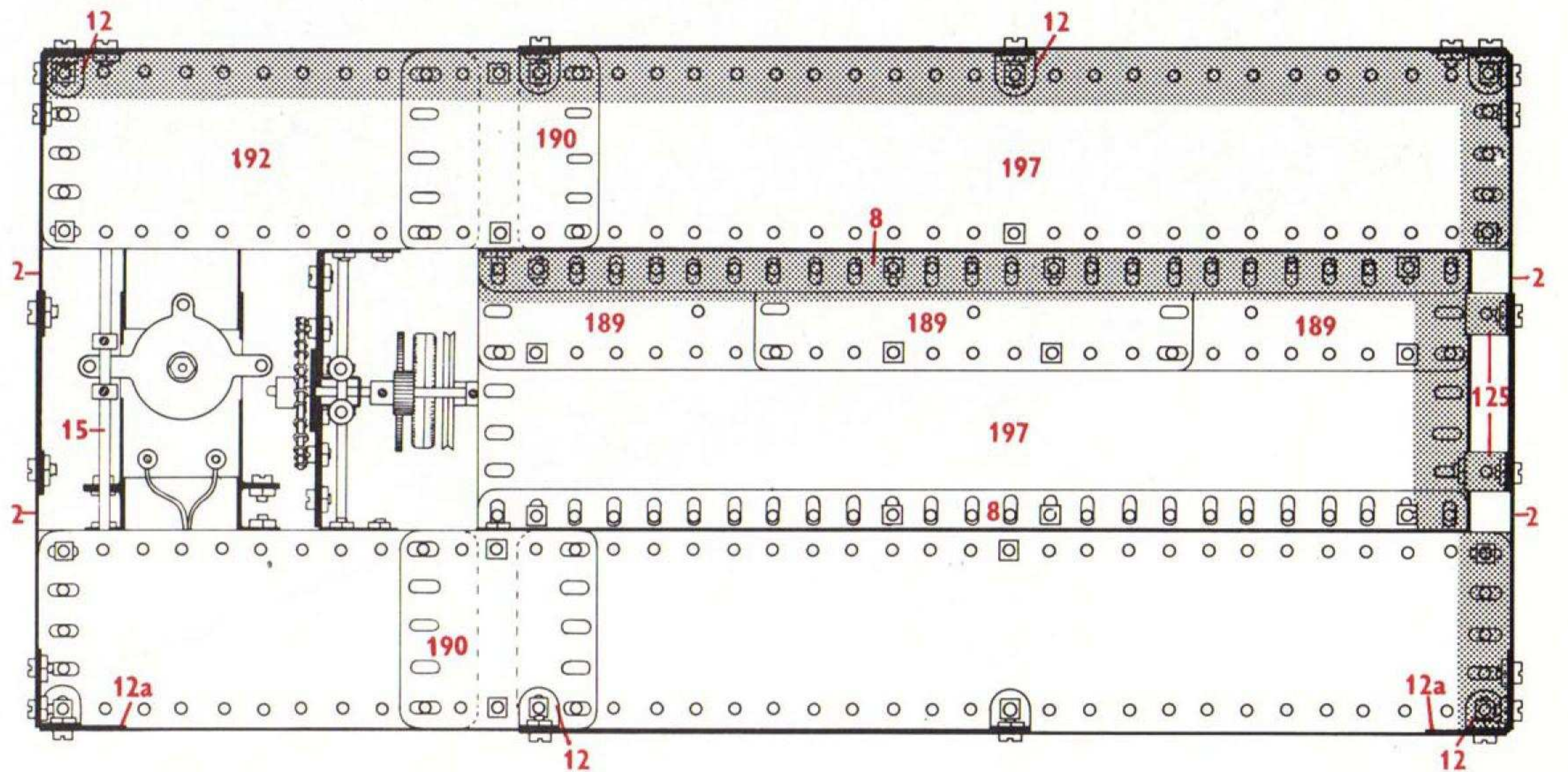
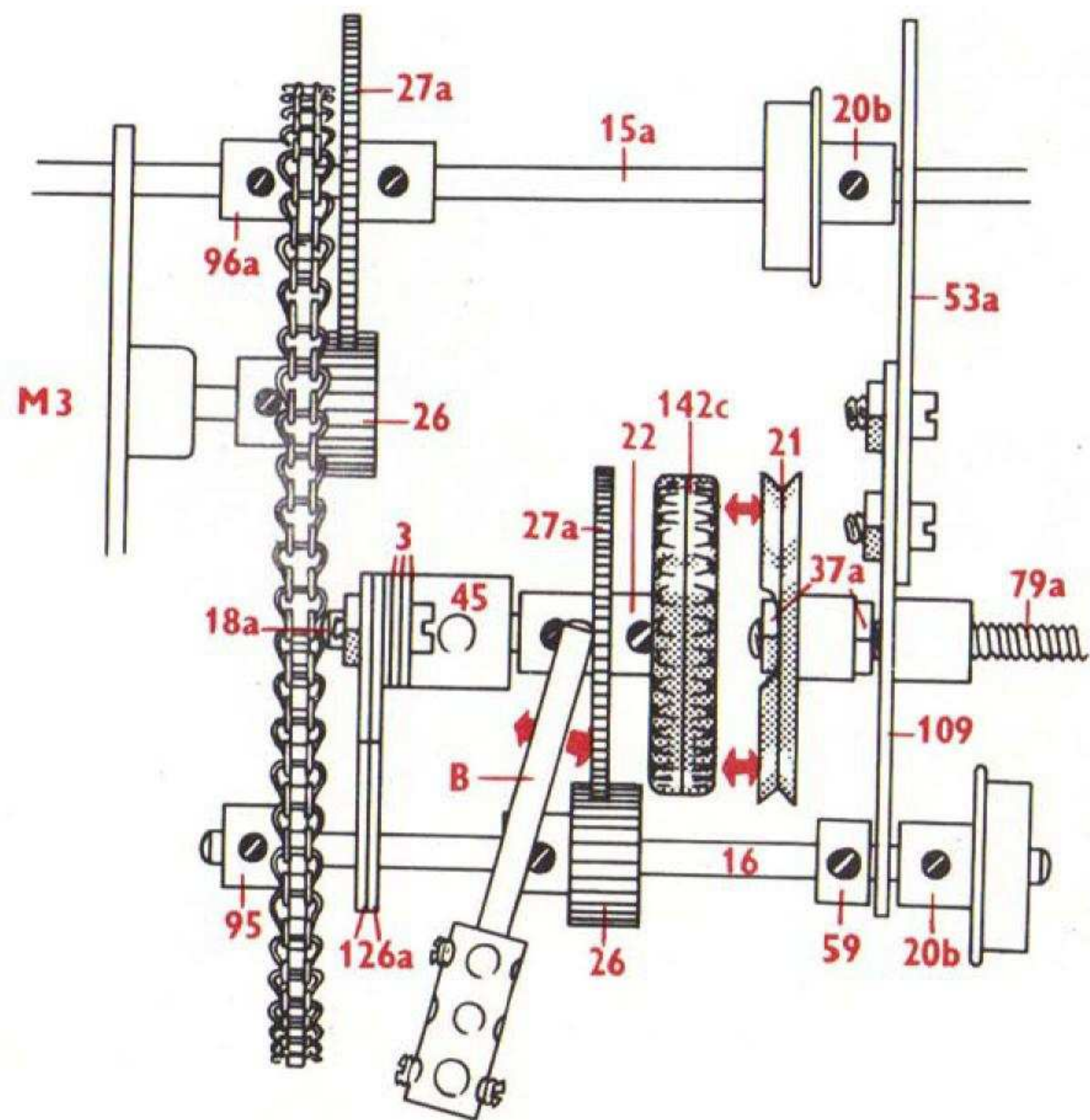
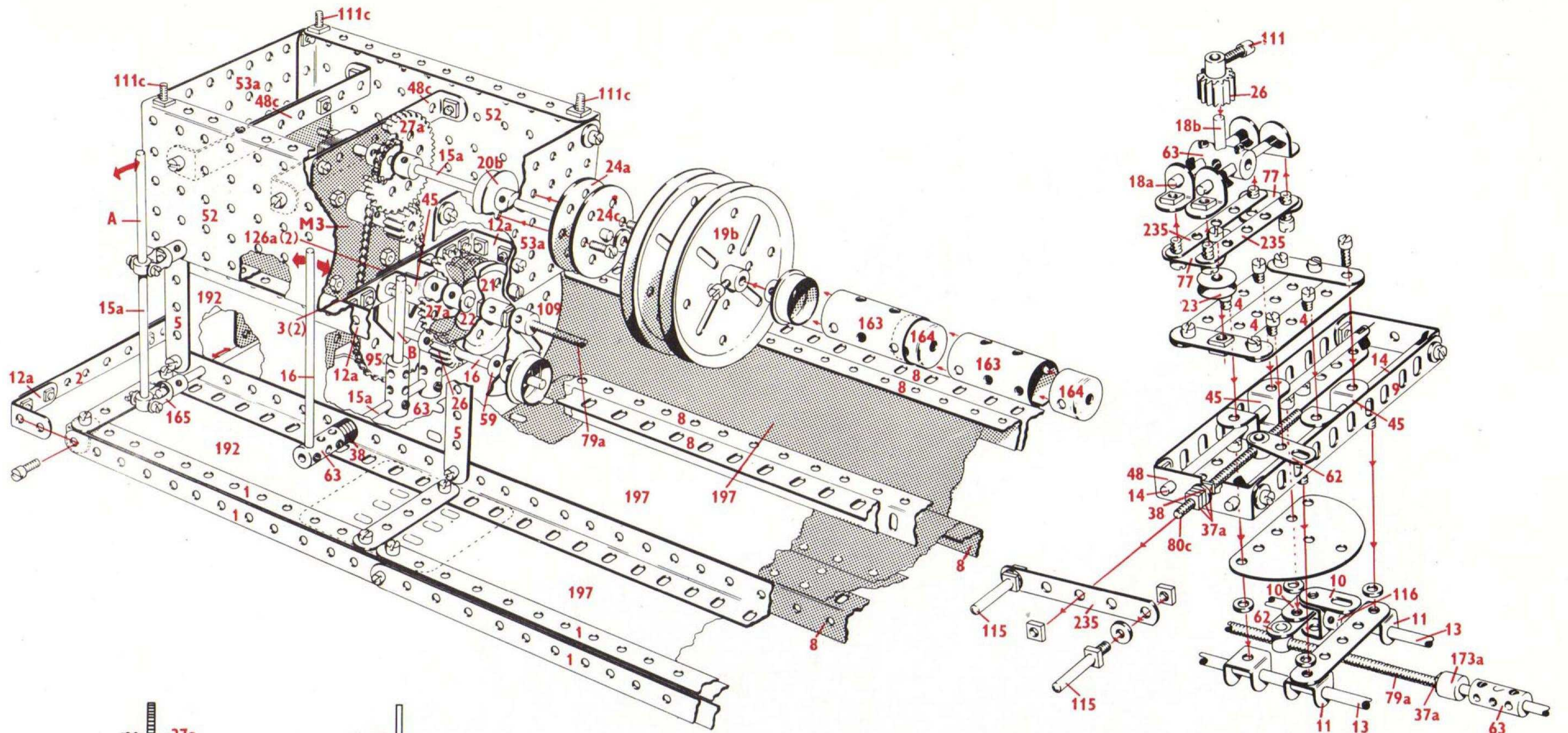
9.3 Lathe
Draaibank
Tour
Tornio
Drehbank
Svarv
Torno
Tôrno
Dreiebank

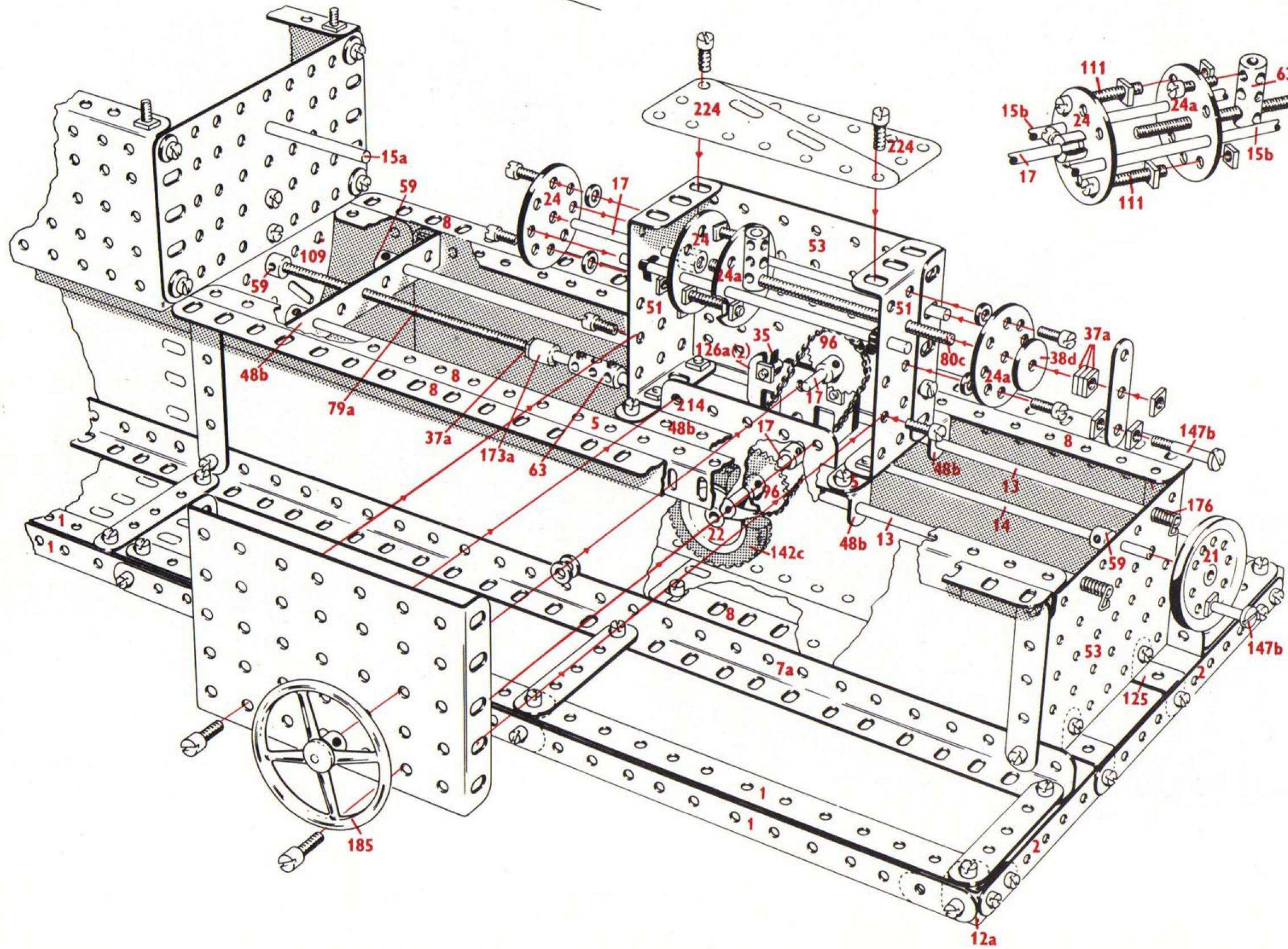
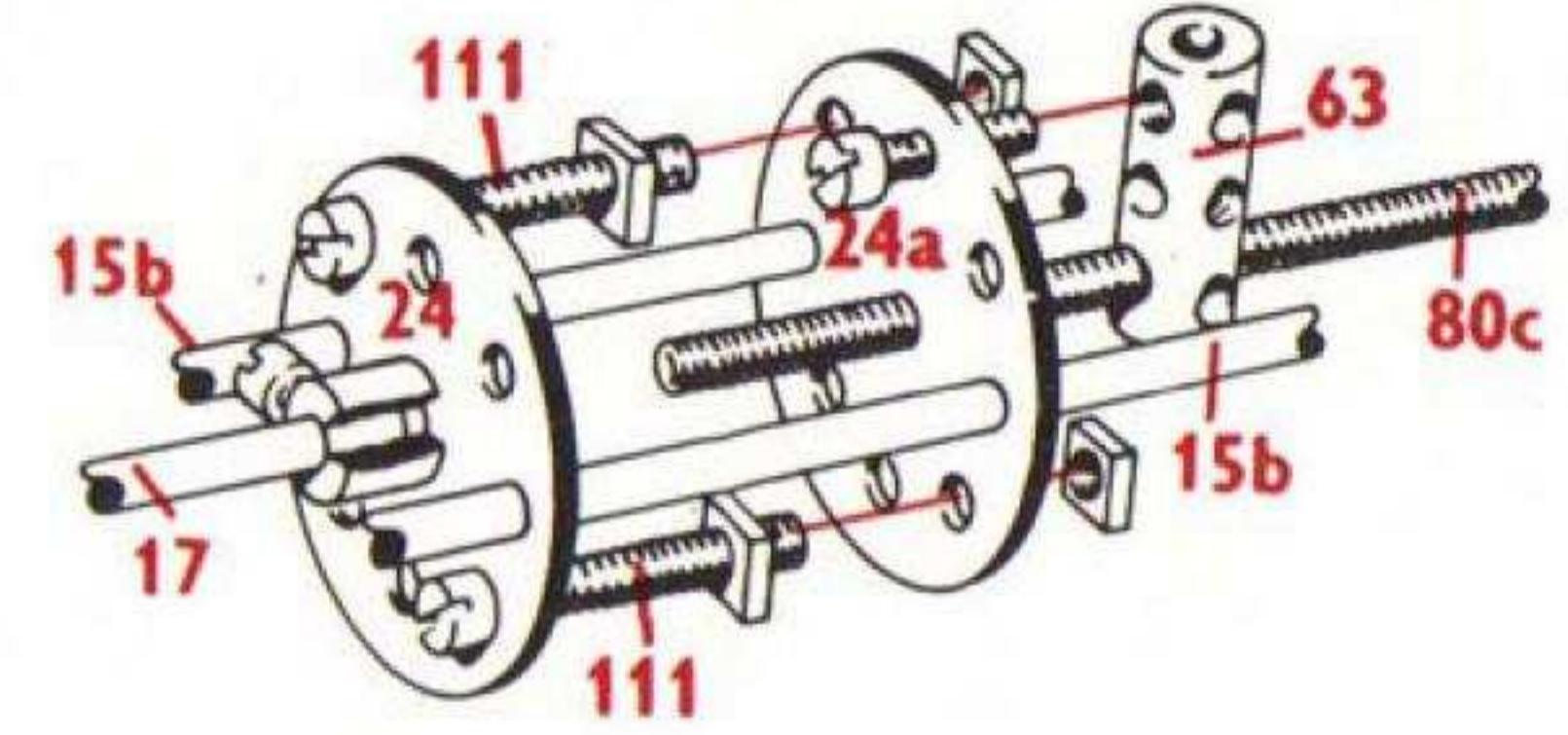
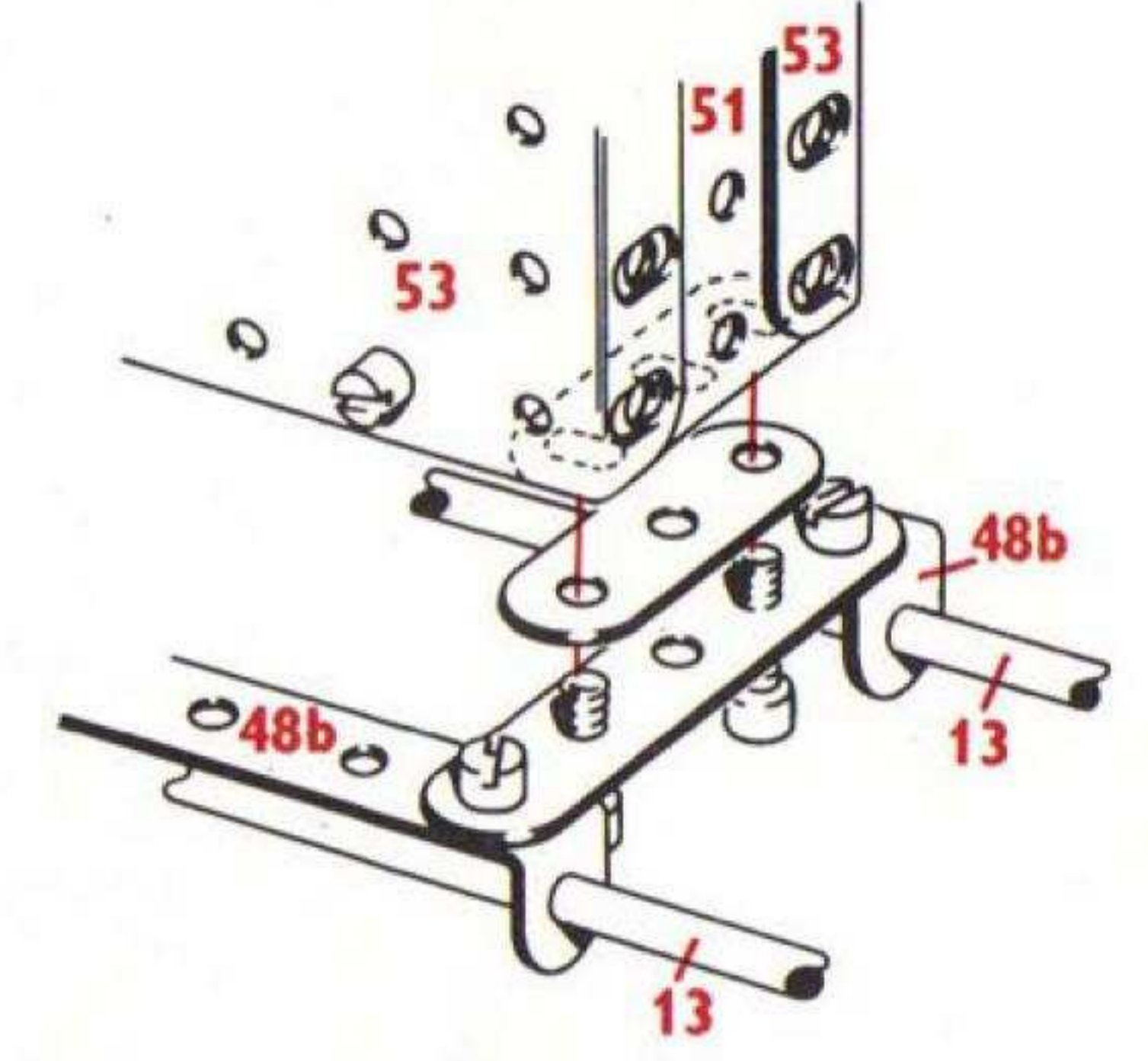
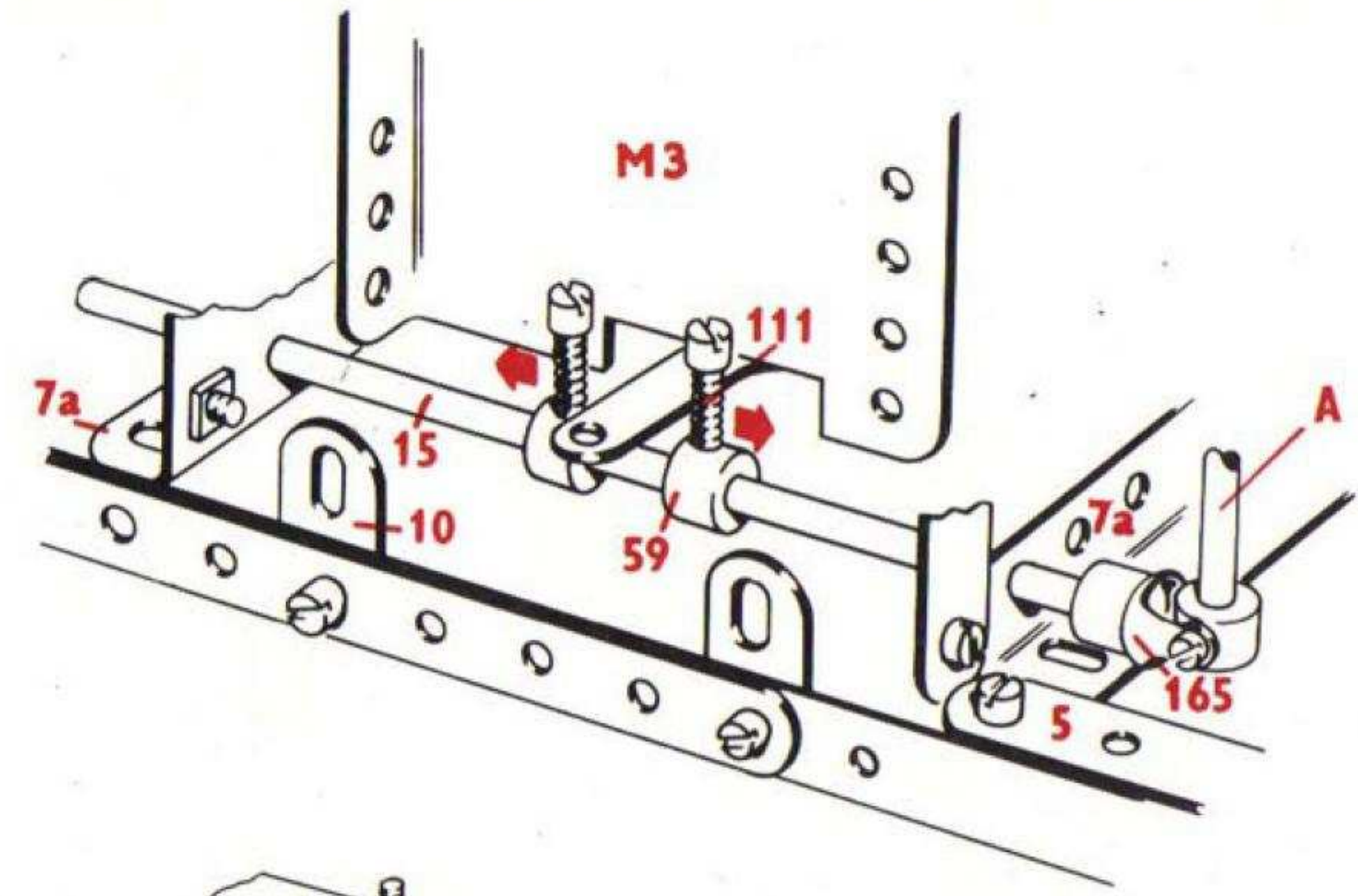
9.3

8	-	1	5	-	17	2	-	48c	1	-	116
7	-	2	3	-	18a	2	-	51	2	-	125
2	-	2a	2	-	19b	2	-	52	4	-	126a
2	-	3	3	-	20b	4	-	53	2	-	142c
3	-	4	2	-	21	2	-	53a	2	-	147b
17	-	5	2	-	22	7	-	59	2	-	163
5	-	6a	1	-	23	2	-	62	2	-	164
2	-	7a	2	-	24	6	-	63	2	-	165
6	-	8	2	-	24a	2	-	77	1	-	173a
4	-	9	2	-	24c	1	-	79a	2	-	176
5	-	10	3	-	26	2	-	80c	1	-	185
5	-	11	2	-	27a	1	-	94	3	-	189
12	-	12	14	-	35	1	-	95	4	-	190
6	-	12a	185	-	37a	2	-	96	6	-	192
2	-	13	151	-	37b	1	-	96a	5	-	197
3	-	14	32	-	38	1	-	109	1	-	214
2	-	15	2	-	38d	2	-	111	2	-	224
2	-	15a	3	-	45	5	-	111a	3	-	235
2	-	15b	2	-	48	6	-	111c	*1	-	M3
2	-	16	3	-	48b	2	-	115			

*Not included in set








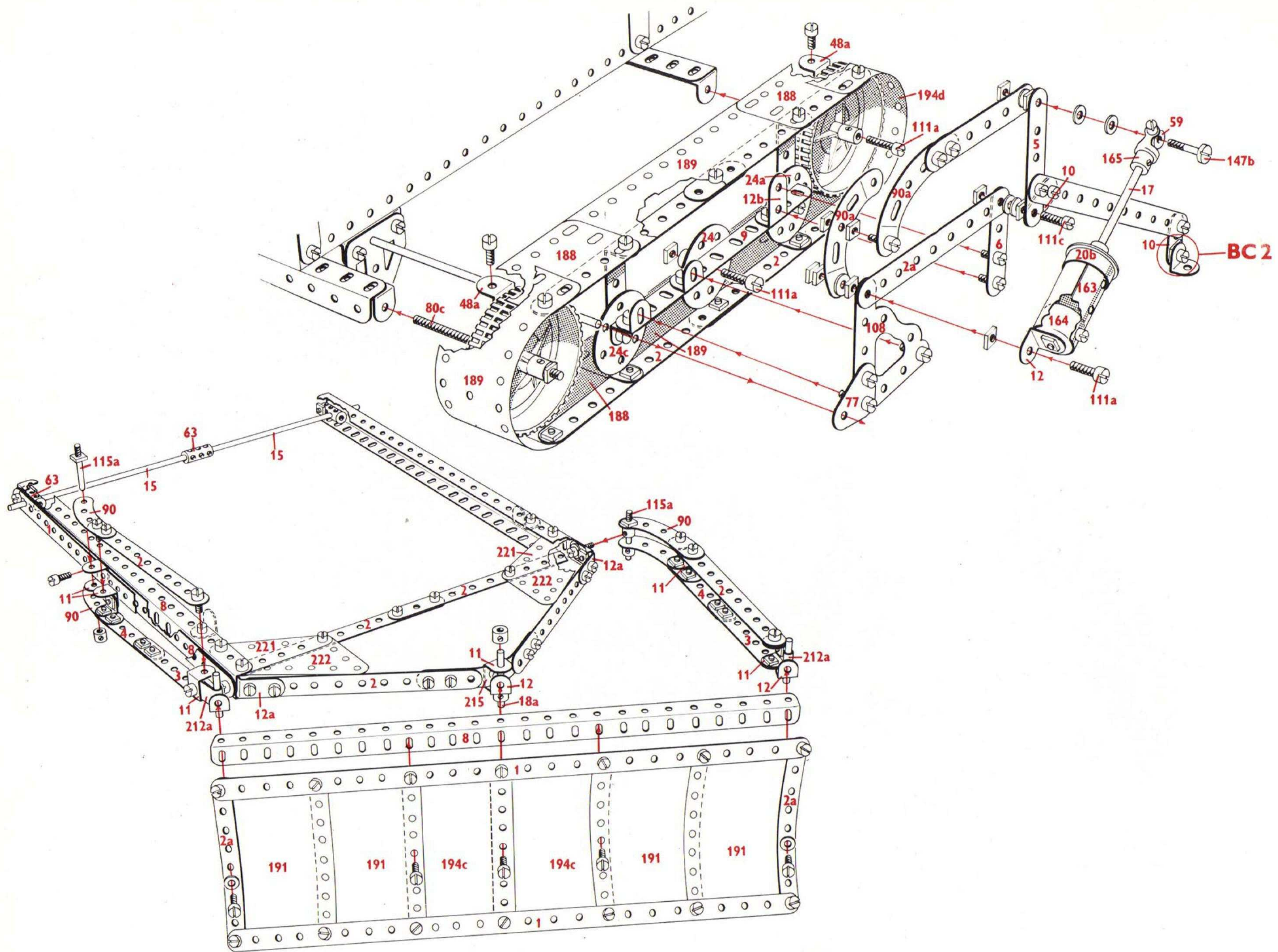
9.4 Bulldozer Planierraupe Nivelador

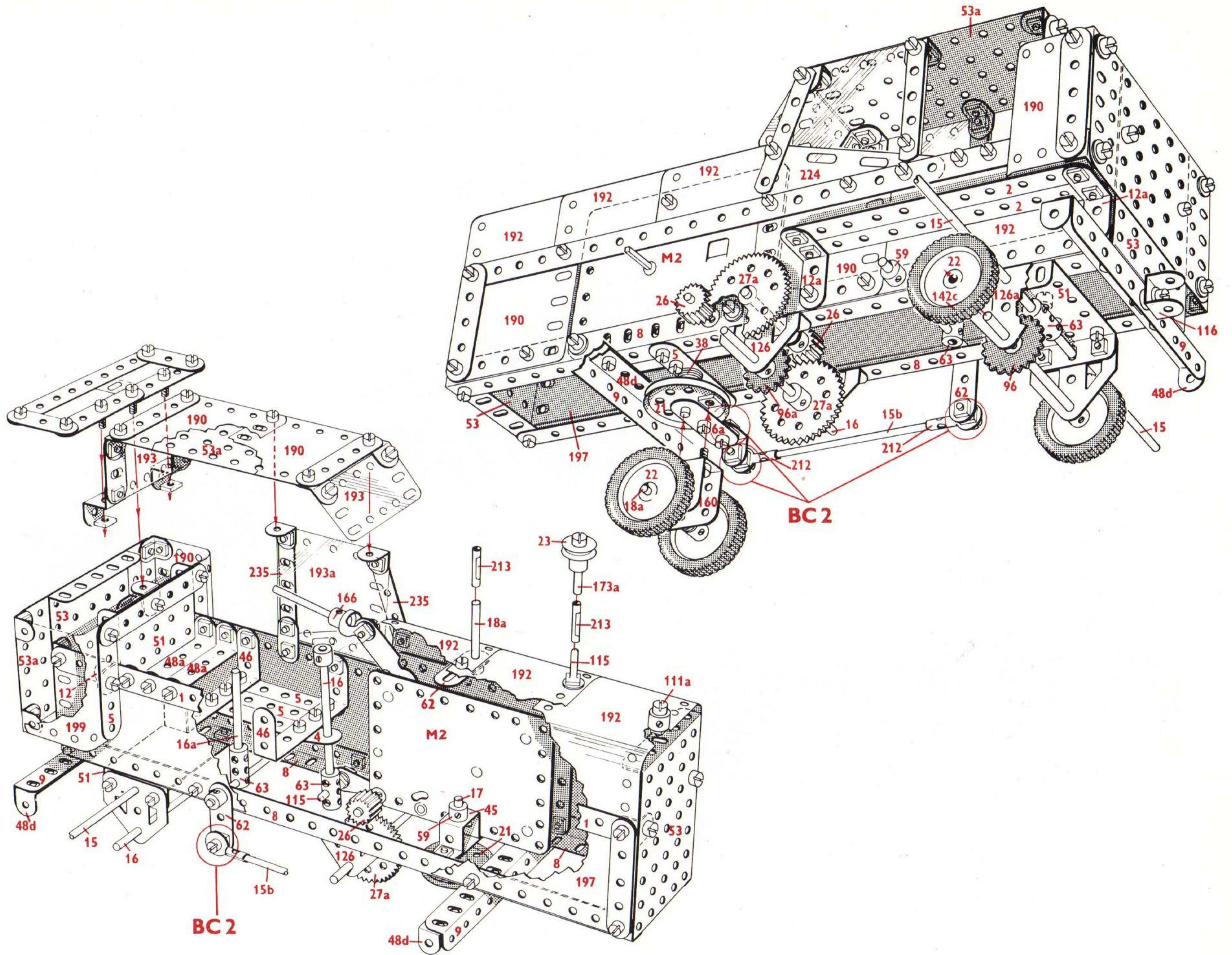
9.4

5 - 1	1 - 21	2 - 80c	1 - 173a
20 - 2	4 - 22	4 - 90	4 - 187
6 - 2a	3 - 23	4 - 90a	8 - 188
3 - 3	1 - 23a	1 - 94	6 - 189
5 - 4	2 - 24	1 - 96	6 - 190
16 - 5	2 - 24a	1 - 96a	4 - 191
2 - 6	2 - 24c	2 - 108	4 - 192
5 - 6a	2 - 26	3 - 111	2 - 193
7 - 8	2 - 27a	6 - 111a	2 - 193a
3 - 9	267 - 37a	3 - 111c	2 - 194
6 - 10	235 - 37b	2 - 115	2 - 194c
5 - 11	34 - 38	2 - 115a	2 - 194d
29 - 12	1 - 45	1 - 116	1 - 197
6 - 12a	2 - 46	2 - 125	1 - 199
2 - 12b	10 - 48a	2 - 126	2 - 212
2 - 12c	2 - 48d	2 - 126a	2 - 212a
2 - 15	2 - 51	4 - 142c	2 - 213
1 - 15b	2 - 53	2 - 147b	1 - 215
4 - 16	2 - 53a	1 - 160	2 - 221
5 - 17	10 - 59	2 - 163	2 - 222
4 - 18a	2 - 62	2 - 164	2 - 224
2 - 18b	5 - 63	2 - 165	4 - 235
2 - 20b	2 - 77	1 - 166	*1 - M2

*Not included in set






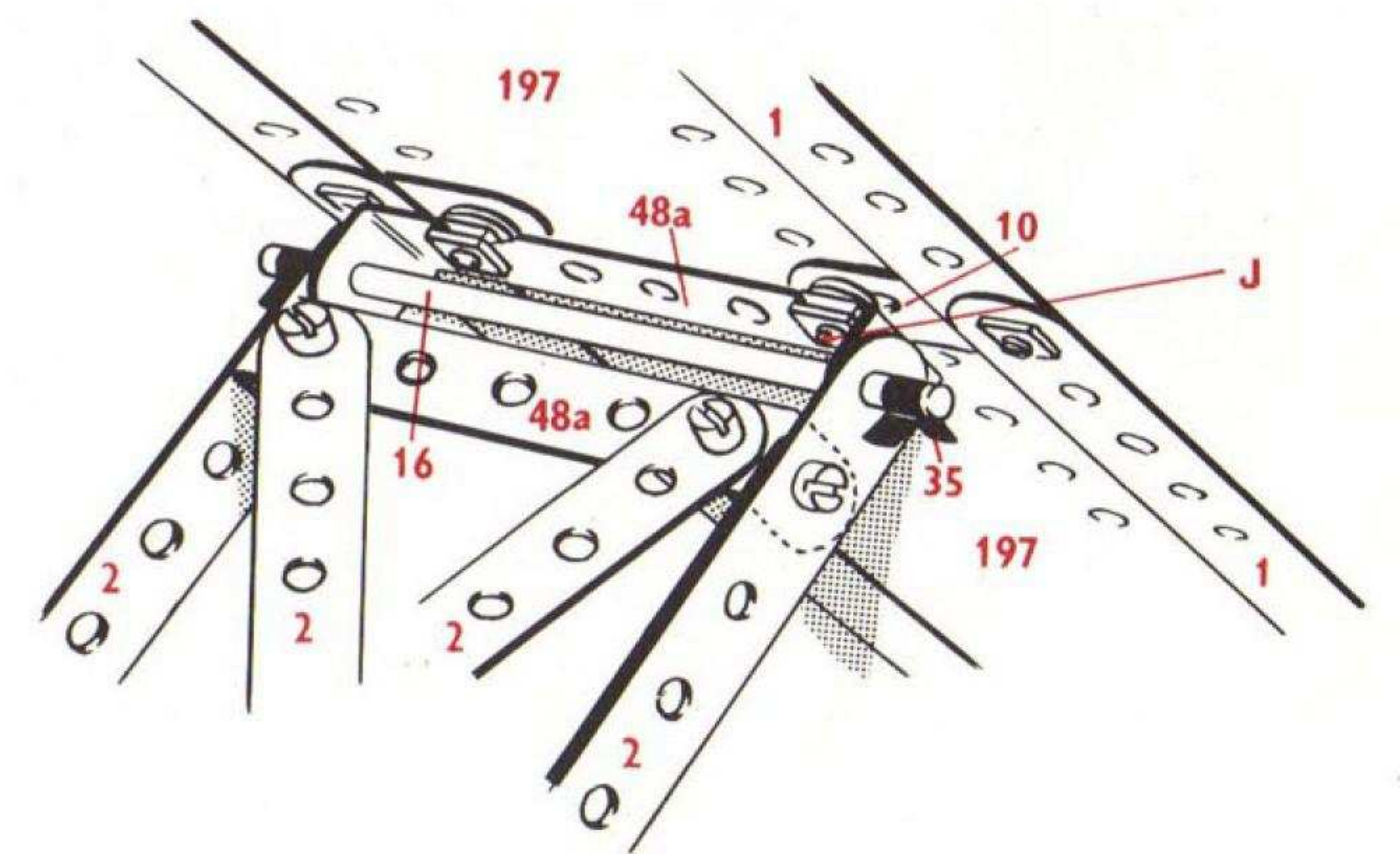
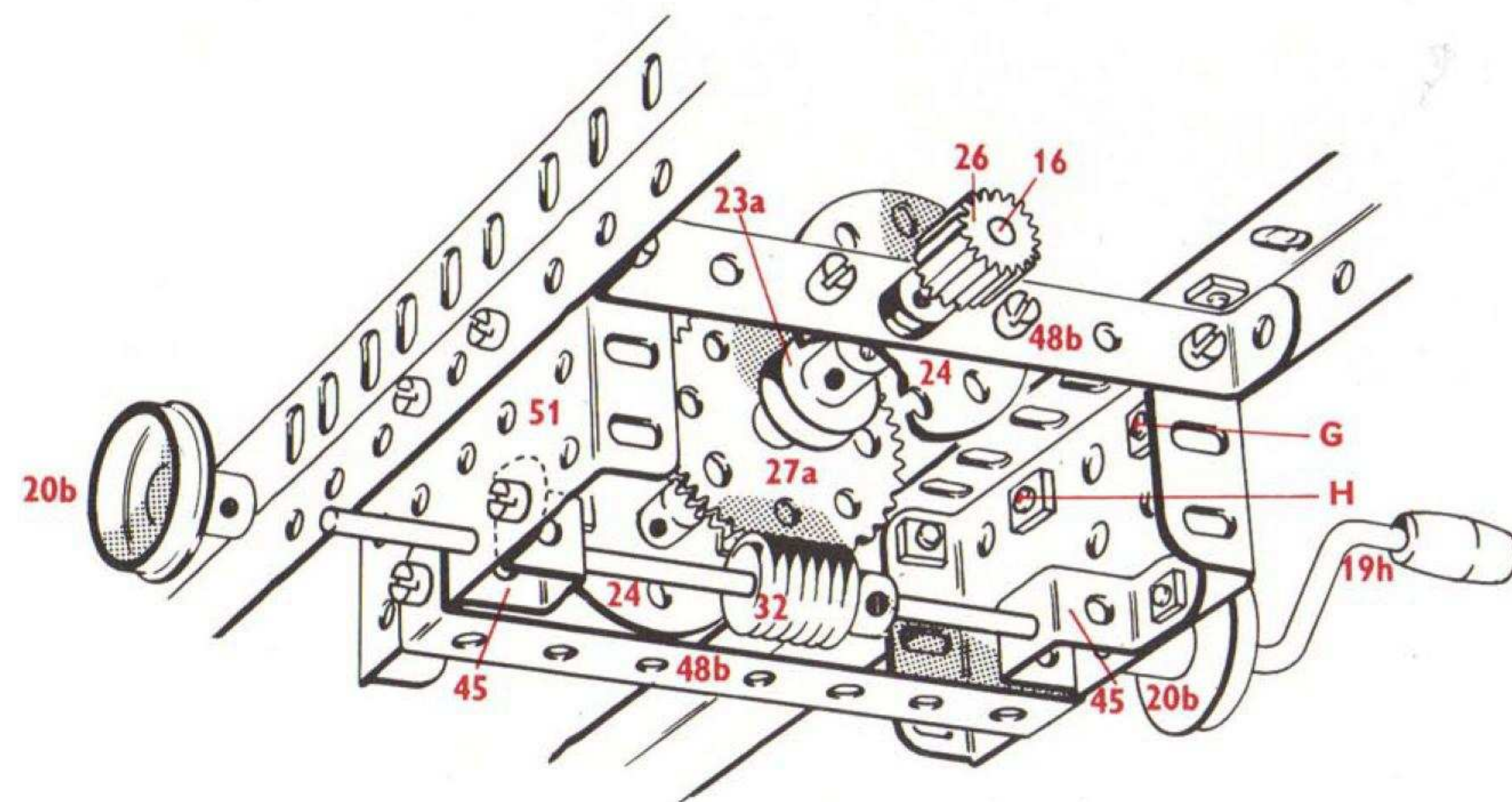
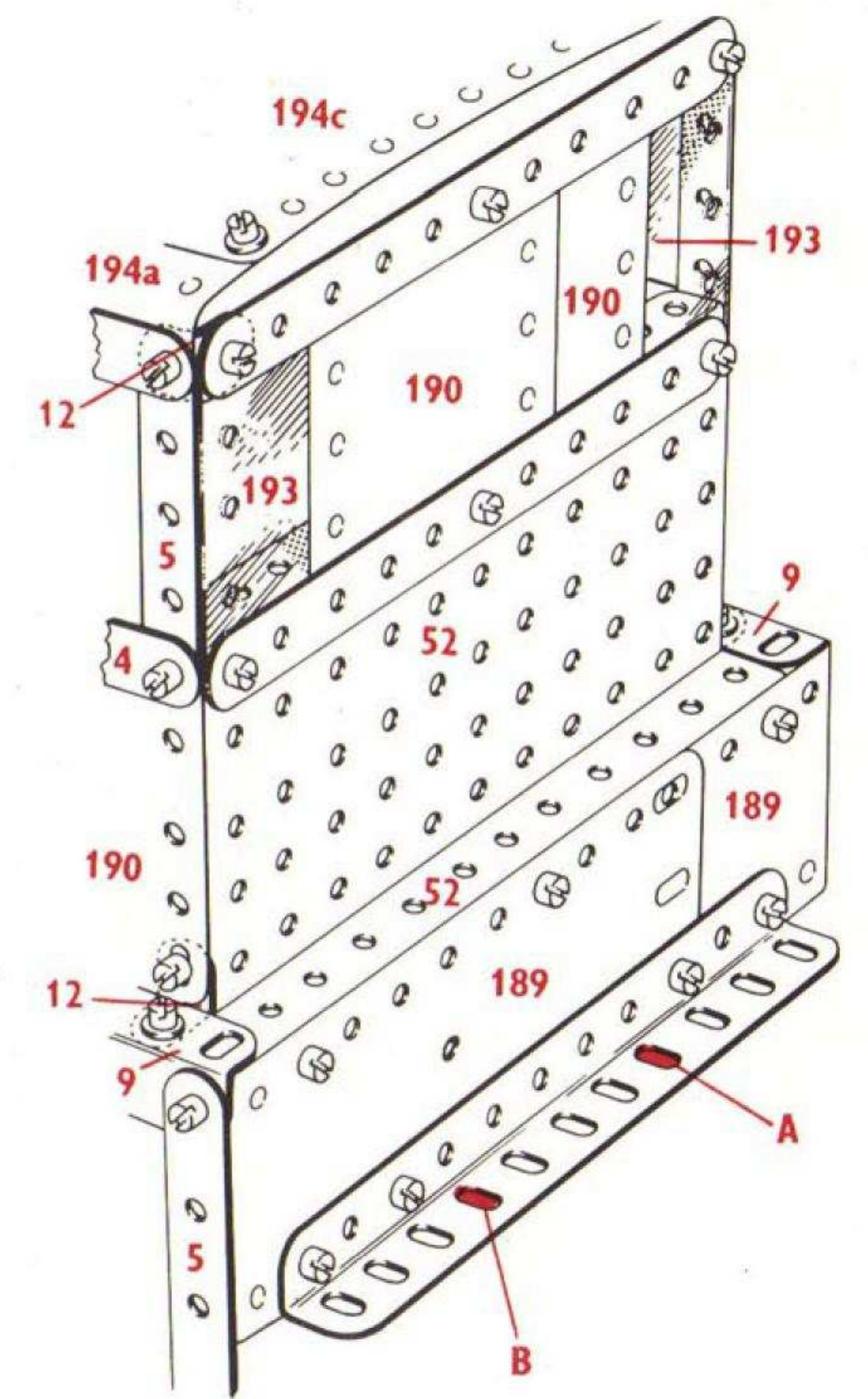
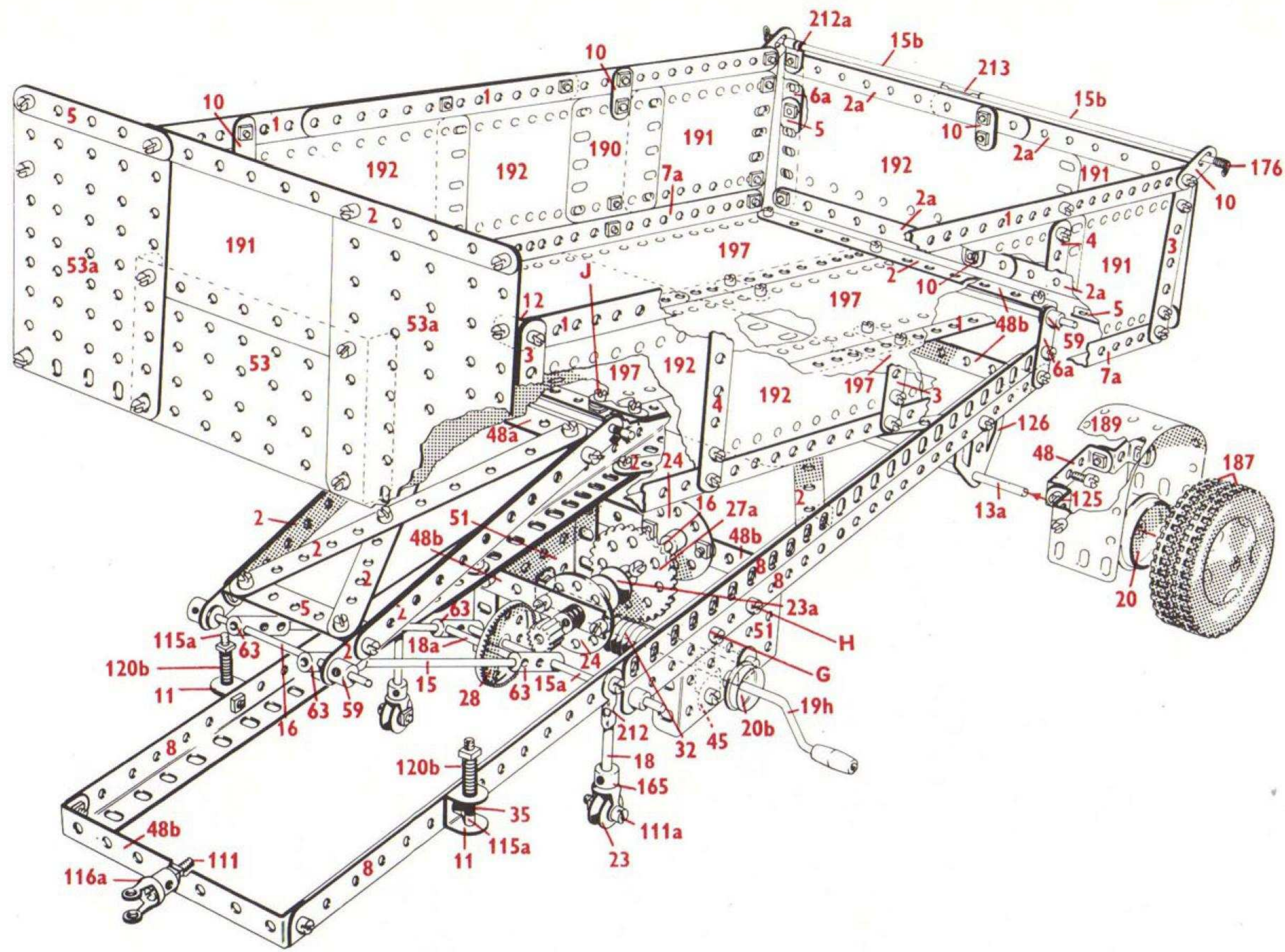


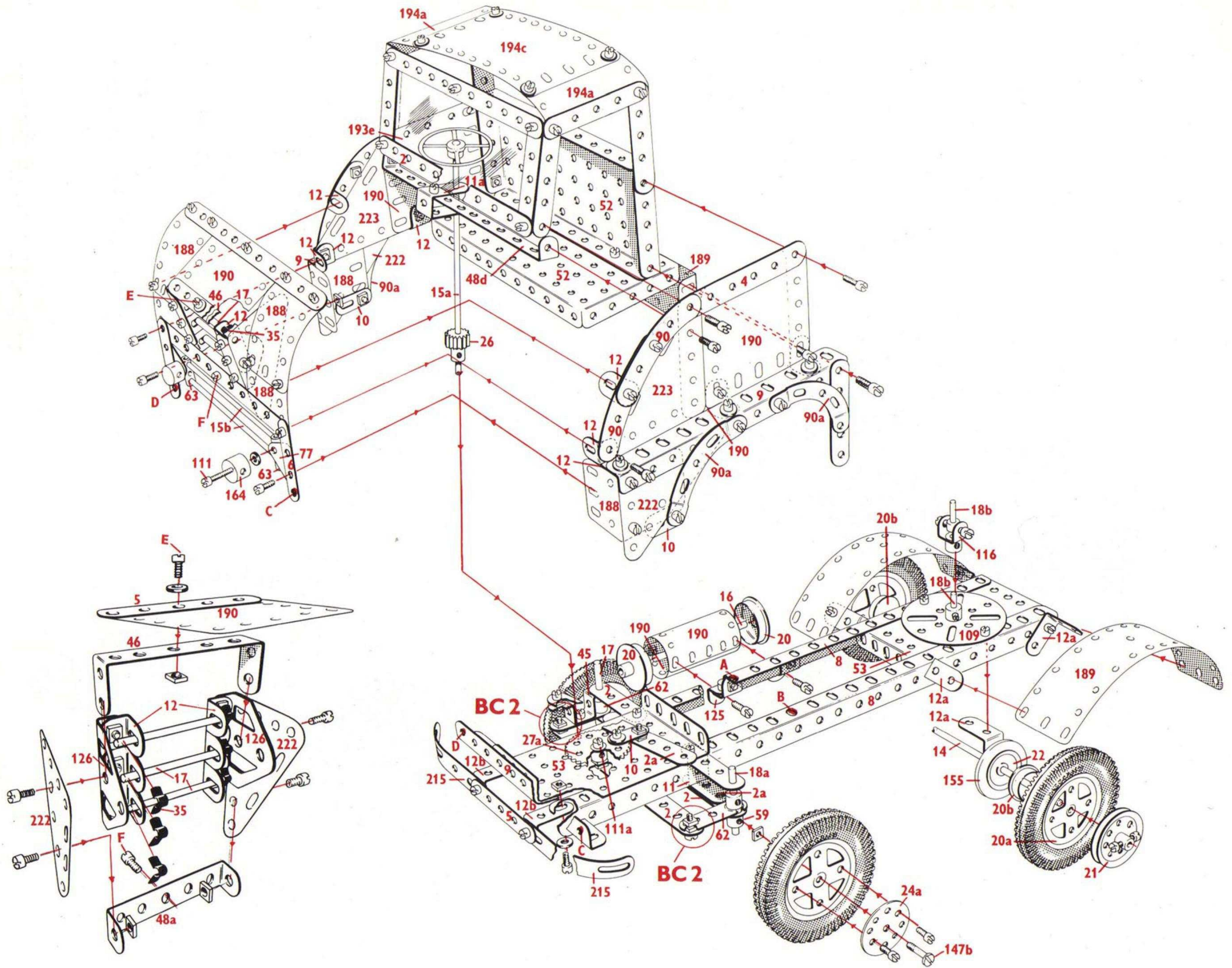
9.5

8	-	1	2	-	18b	2	-	51	2	-	165
21	-	2	1	-	19h	2	-	52	2	-	176
6	-	2a	4	-	20	3	-	53	1	-	185
6	-	3	4	-	20a	2	-	53a	4	-	187
6	-	4	4	-	20b	9	-	59	6	-	188
18	-	5	2	-	21	2	-	62	6	-	189
2	-	6	2	-	22	6	-	63	9	-	190
6	-	6a	2	-	23	2	-	77	4	-	191
2	-	7a	1	-	23a	4	-	90	7	-	192
8	-	8	2	-	24	4	-	90a	2	-	193
4	-	9	2	-	24a	1	-	109	1	-	193e
15	-	10	2	-	26	3	-	111	2	-	194a
4	-	11	2	-	27a	3	-	111a	1	-	194c
1	-	11a	1	-	28	4	-	111c	6	-	197
32	-	12	1	-	32	2	-	115a	1	-	199
6	-	12a	8	-	35	1	-	116	1	-	200
2	-	12b	267	-	37a	1	-	116a	2	-	212
1	-	13a	248	-	37b	2	-	120b	2	-	212a
1	-	14	38	-	38	4	-	125	1	-	213
2	-	15	3	-	45	2	-	126	2	-	215
3	-	15a	1	-	46	2	-	126a	2	-	221
3	-	15b	2	-	48	4	-	142a	2	-	222
4	-	16	4	-	48a	2	-	147b	2	-	223
5	-	17	5	-	48b	2	-	155			
3	-	18a	1	-	48d	2	-	164			

9.5 Articulated Tipping Lorry
 Truck met kippende oplegger
 Tracteur et benne basculante
 Autocarro Articolato a Cassa Ribaltabile
 Zugmaschine mit Kippanhänger
 Ledbar lastbil med tippflak
 Camión Volquete Articulado
 Camião-Reboque Basculante
 Lastebil m/tipp








9.6 Touring Car
Wagen (open model)
Cabriolet décapotable
Autovettura Gran Turismo
P K W
Öppen bil
Coche de Turismo
Automóvel
Åpen bil

9.6

8 - 1	4 - 16	2 - 48d	6 - 189
21 - 2	3 - 18a	2 - 52	10 - 190
6 - 2a	1 - 18b	3 - 53	3 - 191
6 - 3	2 - 20	2 - 53a	8 - 192
4 - 4	4 - 20a	2 - 54	2 - 193a
13 - 5	2 - 22	10 - 59	1 - 193e
2 - 6	2 - 24	2 - 62	2 - 194a
6 - 6a	2 - 24a	6 - 63	1 - 194d
2 - 7a	1 - 26	3 - 111	6 - 197
4 - 8	2 - 27c	4 - 111a	1 - 199
4 - 9	1 - 28	4 - 111c	6 - 200
13 - 10	1 - 32	2 - 115	1 - 212
5 - 11	10 - 35	2 - 120b	2 - 212a
1 - 11a	261 - 37a	4 - 125	1 - 213
21 - 12	249 - 37b	4 - 126	4 - 221
4 - 12a	39 - 38	4 - 142a	2 - 222
2 - 12b	2 - 38d	2 - 147b	2 - 223
2 - 12c	3 - 45	1 - 164	2 - 225
1 - 13a	2 - 46	1 - 173a	4 - 235
3 - 14	4 - 48a	1 - 185	*1 - M3
4 - 15	2 - 48c	6 - 188	

*Not included in set



9.7 Car Transporter

Autotransportwagen

Camion porte-voitures

Autocarro Trasporto Automobili

Autotransporter

Biltransportvagn


Transportador de Autos

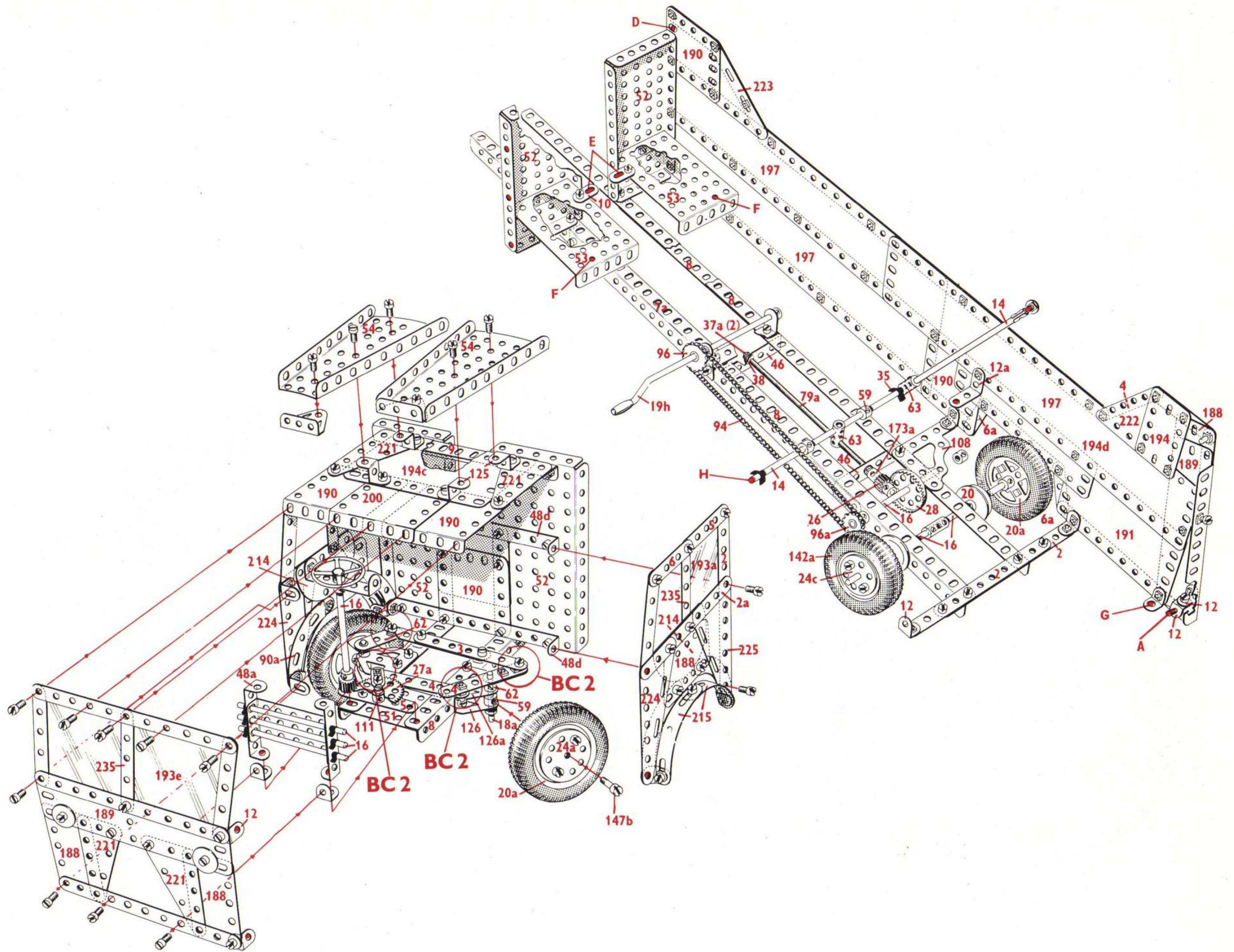
Transportador de Automóveis

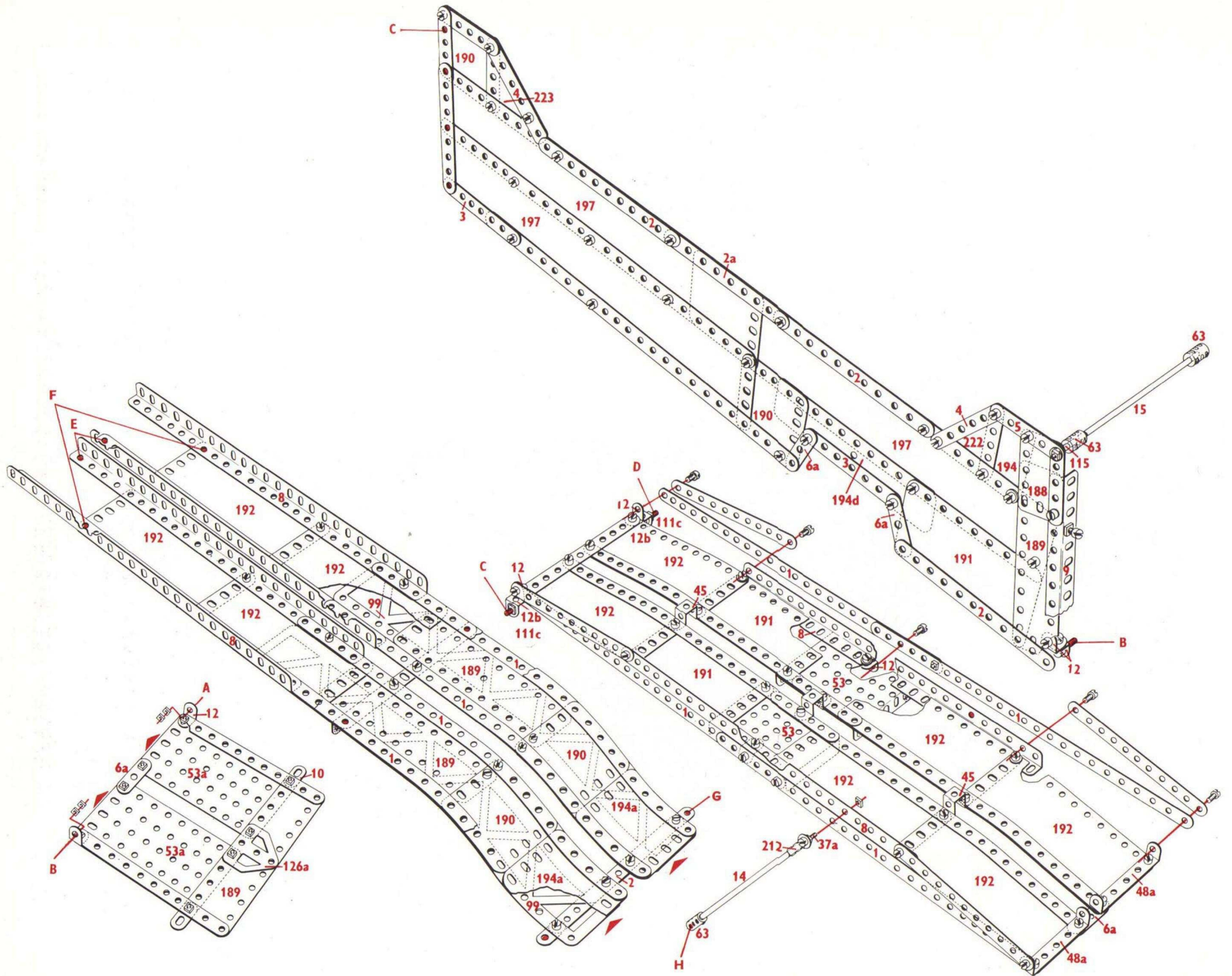
Transportbil

9.7


14 - 1	2 - 24a	2 - 90	1 - 193e
21 - 2	2 - 24c	2 - 90a	4 - 194
6 - 2a	2 - 26	1 - 94	2 - 194a
6 - 3	1 - 27a	1 - 96	1 - 194c
6 - 4	1 - 28	1 - 96a	2 - 194d
14 - 5	8 - 35	2 - 99	2 - 194e
2 - 6	270 - 37a	1 - 108	6 - 197
6 - 6a	248 - 37b	1 - 111	1 - 200
2 - 7a	35 - 38	6 - 111c	2 - 212
8 - 8	2 - 38d	2 - 115	2 - 214
4 - 9	3 - 45	4 - 125	4 - 215
7 - 10	2 - 46	4 - 126	2 - 221
27 - 12	6 - 48a	3 - 126a	2 - 222
2 - 12a	2 - 48d	4 - 142a	2 - 223
2 - 12b	2 - 51	2 - 147b	2 - 224
3 - 14	2 - 52	1 - 173a	2 - 225
1 - 15	4 - 53	1 - 185	3 - 235
2 - 15b	2 - 53a	6 - 188	
5 - 16	2 - 54	6 - 189	
2 - 18a	9 - 59	10 - 190	
1 - 19h	2 - 62	4 - 191	
2 - 20	6 - 63	8 - 192	
4 - 20a	1 - 79a	2 - 193a	







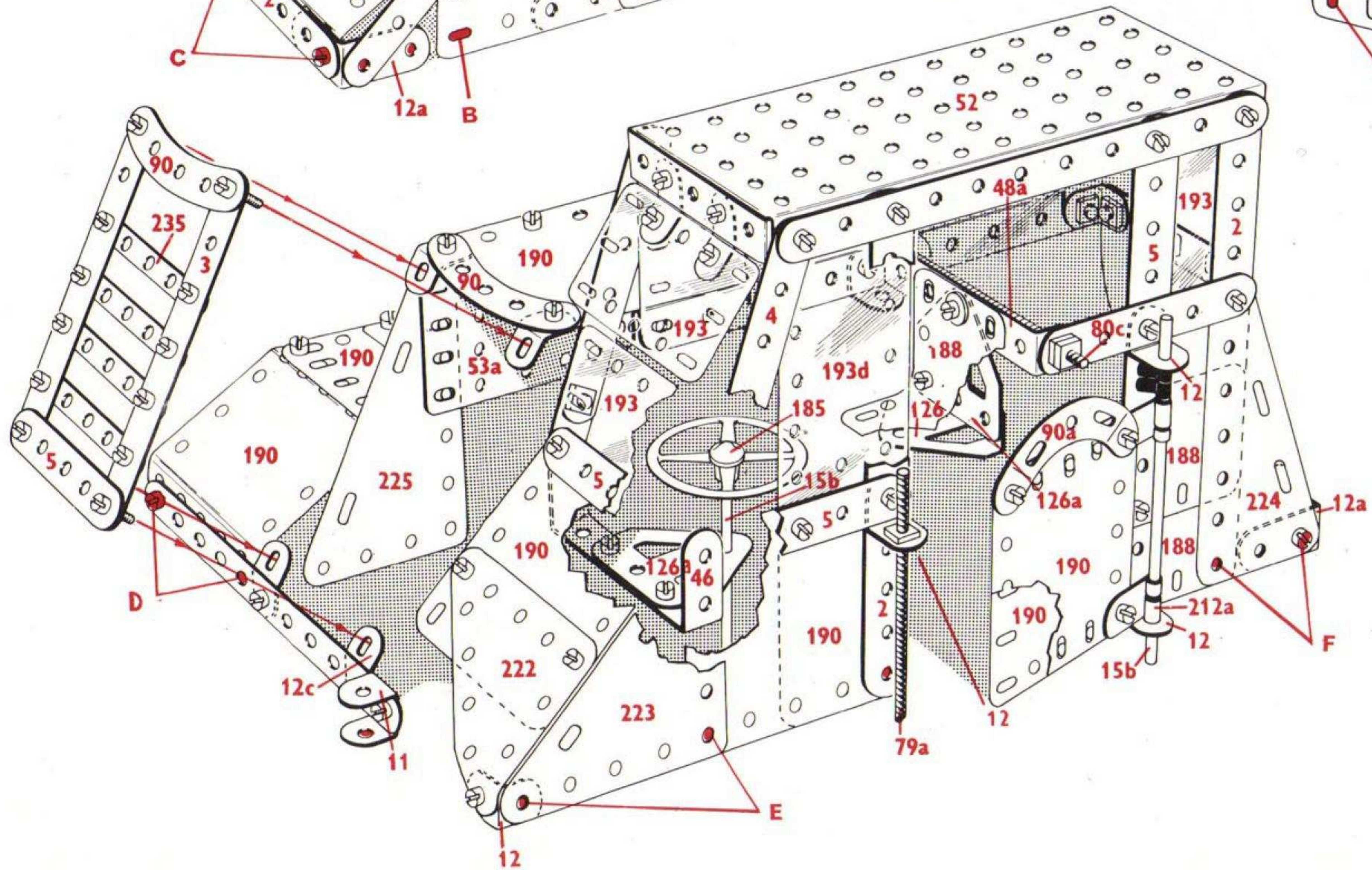
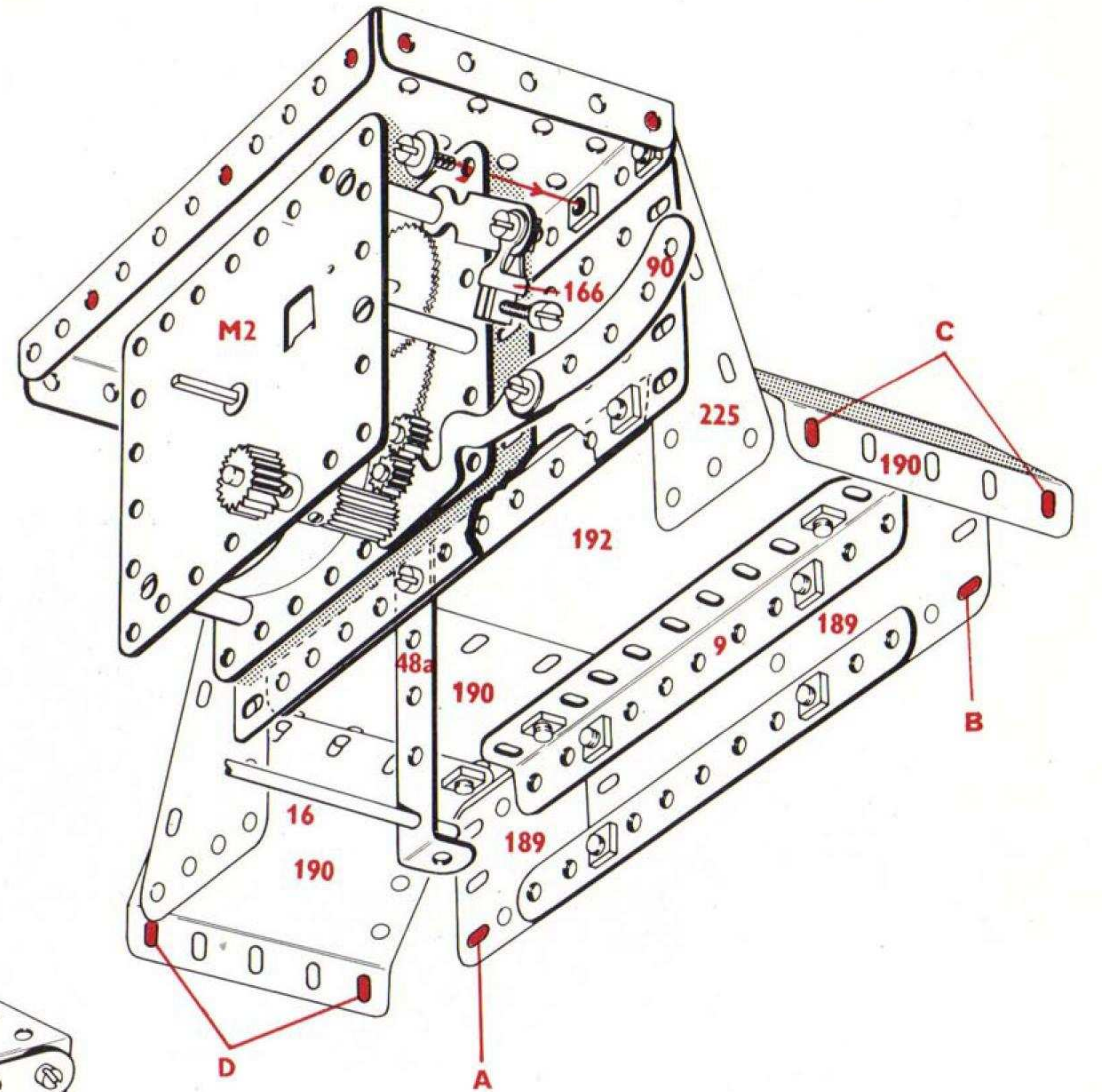
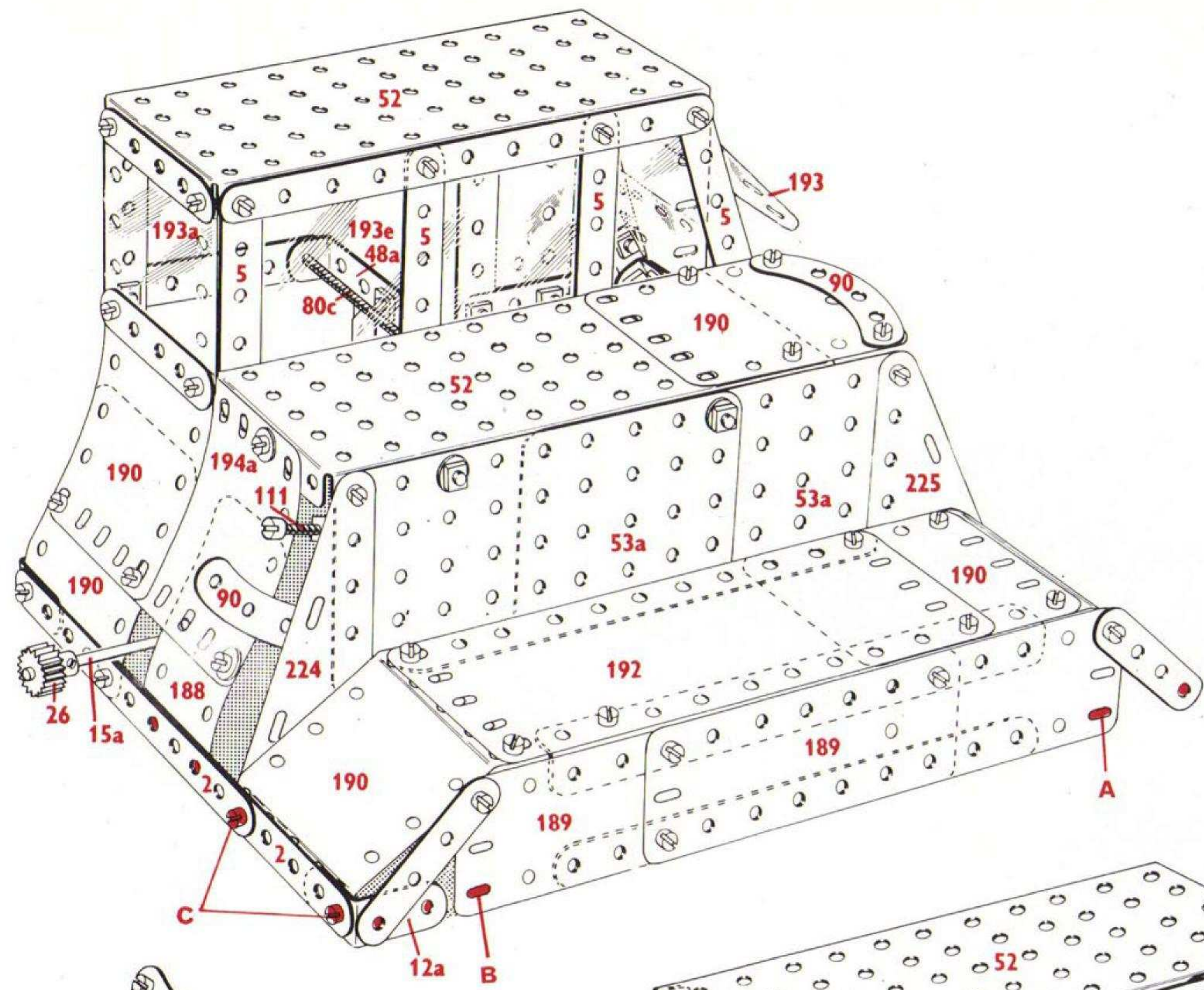
9.8 Conveyancer
Boomstam transportwagen
Chariot-cavalier
Trasportatore
Holzträger
Transportvagn
Transportador de Troncos
Transportador de Tronços
Transportvogn




9.8

20	-	2	9	-	59
6	-	2a	2	-	62
6	-	3	4	-	63
6	-	4	2	-	77
17	-	5	1	-	79a
2	-	6	2	-	80c
6	-	6a	4	-	90
2	-	8	1	-	90a
4	-	9	1	-	94
9	-	10	2	-	95
5	-	11	2	-	96
1	-	11a	2	-	108
21	-	12	2	-	111
6	-	12a	6	-	111a
2	-	12b	3	-	111c
6	-	12c	1	-	116
1	-	13a	4	-	125
1	-	15	3	-	126
3	-	15a	4	-	126a
2	-	15b	4	-	142a
5	-	16	2	-	147b
4	-	17	1	-	160
2	-	18a	2	-	163
2	-	18b	2	-	164
4	-	20a	2	-	165
2	-	20b	1	-	185
2	-	21	1	-	186b
2	-	24	5	-	188
2	-	24a	6	-	189
3	-	26	10	-	190
1	-	27a	4	-	191
1	-	28	2	-	192
1	-	29	2	-	193
3	-	35	1	-	193a
238	-	37a	2	-	193d
199	-	37b	1	-	193e
40	-	38	1	-	194
3	-	45	1	-	194a
1	-	46	2	-	212
2	-	48	2	-	212a
6	-	48a	2	-	214
4	-	48b	4	-	215
2	-	48c	4	-	221
1	-	48d	1	-	222
2	-	51	1	-	223
2	-	52	2	-	224
4	-	53	1	-	225
2	-	53a	4	-	235
2	-	54	*1	-	M2

* Not included in set

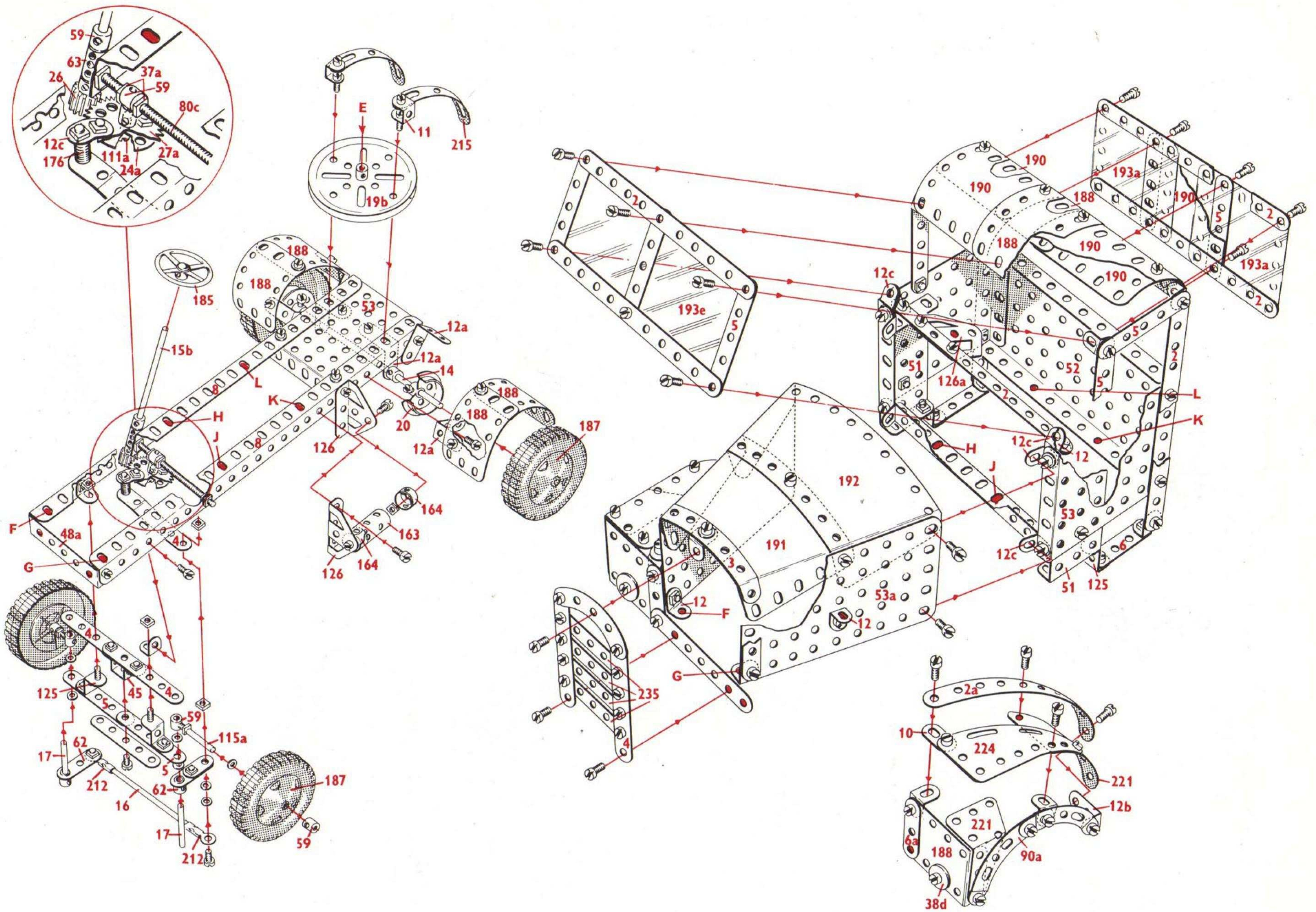


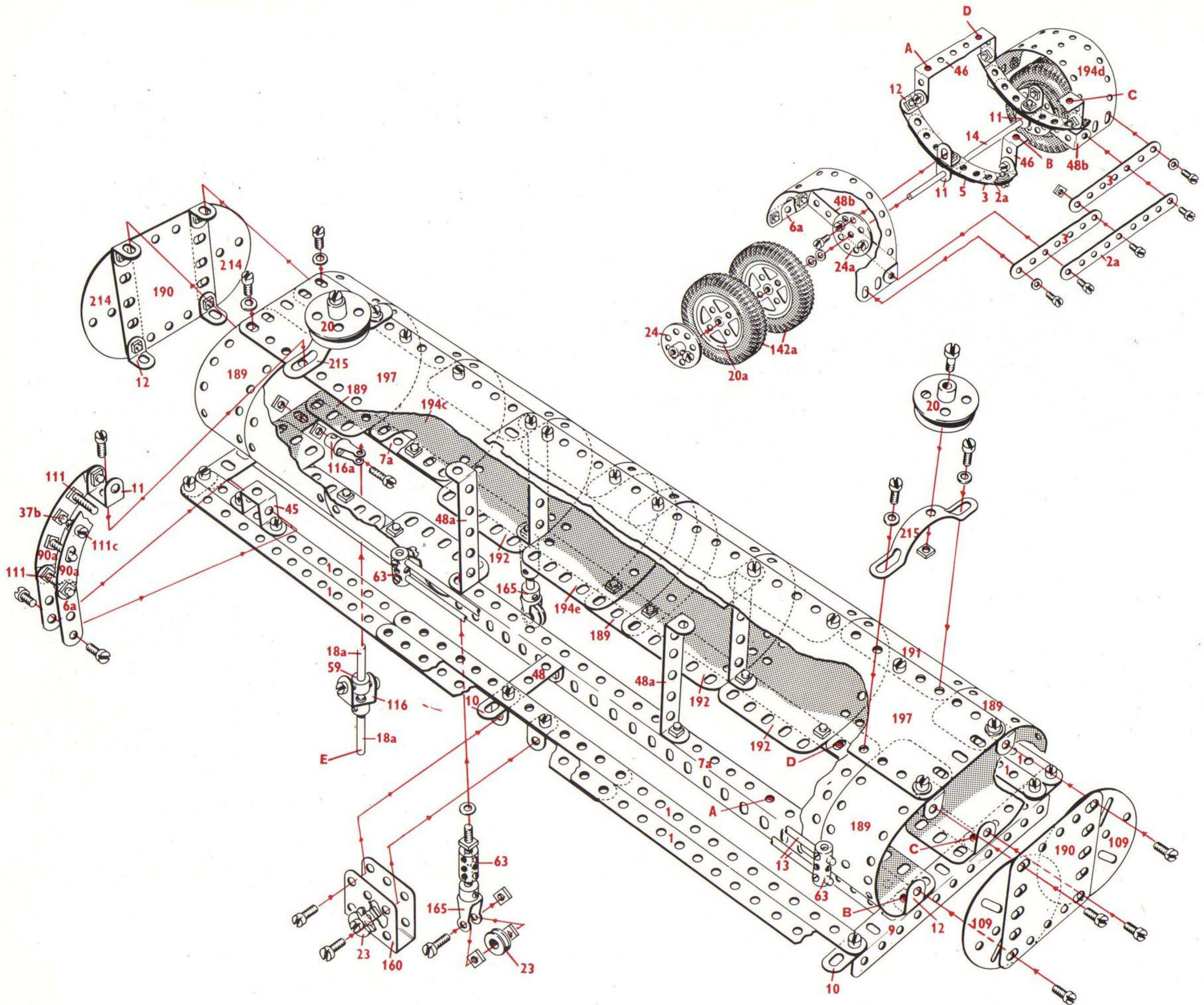
**9.9 Articulated Tanker/Tankauto/Tracteur et semi-remorque citerne
Autobotte Articolata/Schlepper mit Anhänger/Ledbar tankbil
Tanque Articulado/Auto-Tank Articulado/Tankbil**



9.9

8 - 1	2 - 18b	2 - 53a	2 - 165
7 - 2	1 - 19b	7 - 59	1 - 185
4 - 2a	4 - 20	2 - 62	4 - 187
8 - 3	4 - 20a	5 - 63	8 - 188
3 - 4	3 - 23	1 - 80c	6 - 189
16 - 5	2 - 24	2 - 90a	7 - 190
2 - 6	2 - 24a	1 - 90c	3 - 191
6 - 6a	1 - 26	2 - 109	7 - 192
2 - 7a	1 - 27a	3 - 111	2 - 193a
2 - 8	240 - 37a	3 - 111a	1 - 193e
3 - 9	220 - 37b	2 - 115	2 - 194c
8 - 10	36 - 38	2 - 115a	2 - 194d
5 - 11	2 - 38d	1 - 116	2 - 194e
23 - 12	1 - 45	1 - 116a	2 - 197
6 - 12a	2 - 46	2 - 125	2 - 212
2 - 12b	2 - 48	2 - 126	2 - 214
7 - 12c	3 - 48a	1 - 126a	4 - 215
2 - 13	2 - 48b	4 - 142a	4 - 221
2 - 14	2 - 51	2 - 147b	2 - 224
1 - 16	1 - 52	1 - 160	4 - 235
1 - 18a	3 - 53	1 - 163	





9.10 Breakdown Lorry

Kraanwagen

Camion de dépannage

Autocarro con Gru da Soccorso

Abschleppwagen

Bärgningsbil


Vehículo Socorro

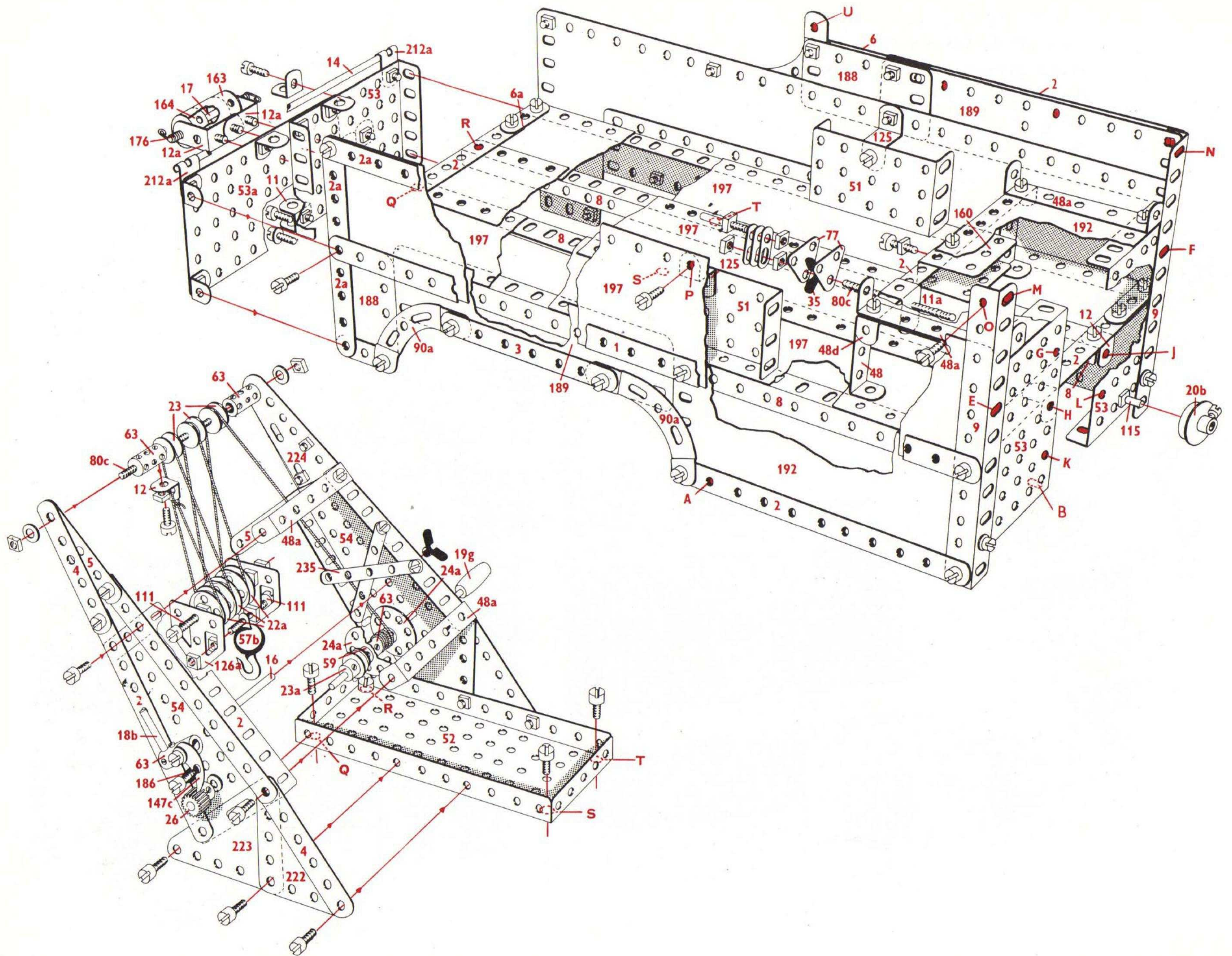
Pronto Socorro

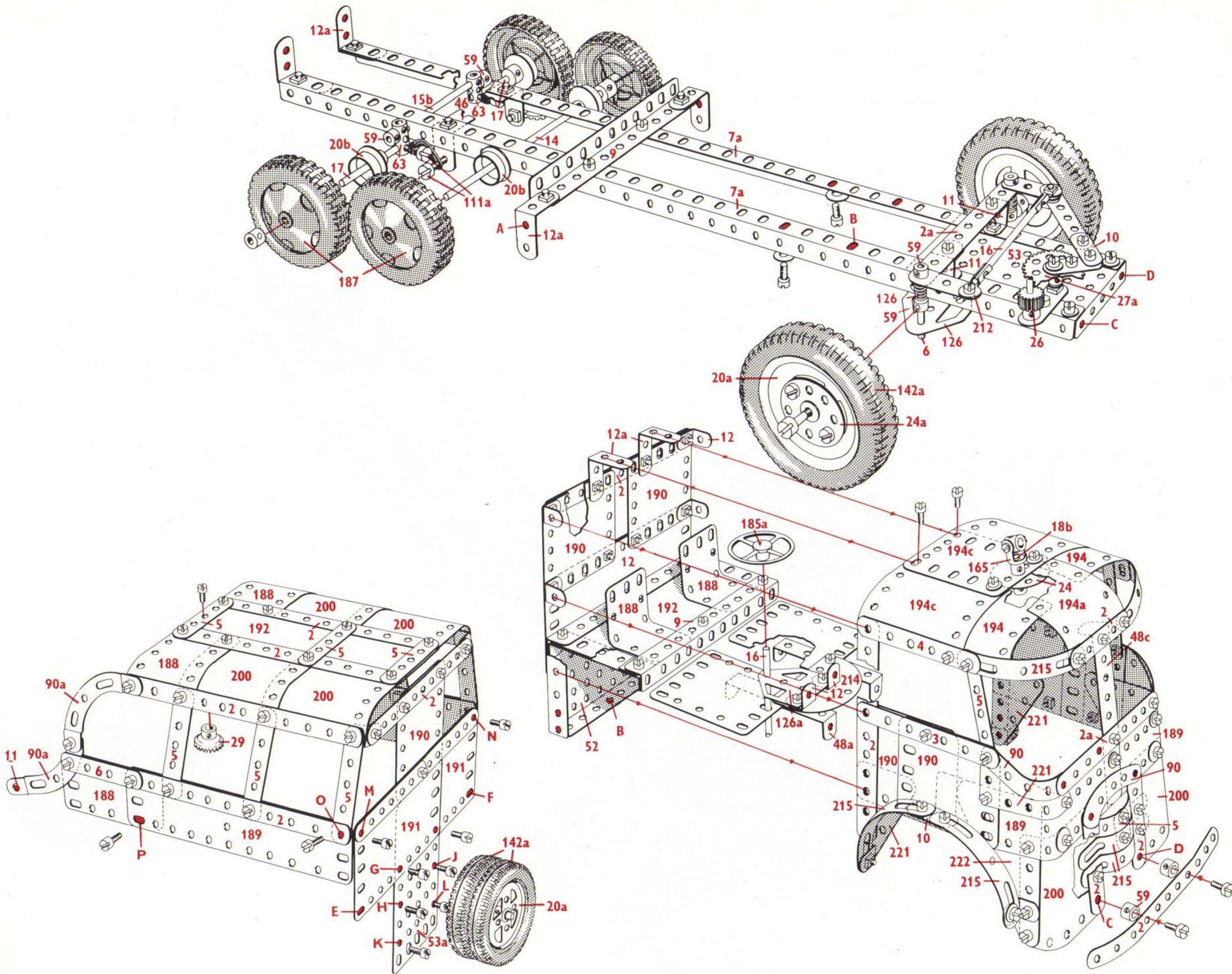
Service bil

9.10

2	-	1	2	-	12b	2	-	26	2	-	53a	2	-	126	9	-	190
21	-	2	2	-	14	1	-	27a	2	-	54	3	-	126a	2	-	191
6	-	2a	3	-	15b	1	-	29	1	-	57b	1	-	140	5	-	192
4	-	3	1	-	16	1	-	35	10	-	59	4	-	142a	2	-	194
6	-	4	5	-	17	235	-	37a	2	-	62	2	-	147b	1	-	194a
18	-	5	1	-	18a	218	-	37b	5	-	63	1	-	147c	2	-	194c
2	-	6	1	-	19s	26	-	38	2	-	77	1	-	160	5	-	197
4	-	6a	1	-	20	2	-	38d	1	-	80c	1	-	163	6	-	200
2	-	7a	4	-	20a	1	-	40	1	-	90	2	-	164	2	-	212a
4	-	8	4	-	20b	1	-	46	8	-	90a	1	-	173a	1	-	214
4	-	9	3	-	22a	2	-	48	3	-	111	2	-	176	8	-	215
9	-	10	3	-	23	8	-	48a	3	-	111a	1	-	185	4	-	221
3	-	11	1	-	23a	1	-	48b	4	-	111c	3	-	186	2	-	222
1	-	11a	2	-	24	2	-	51	2	-	115	4	-	187	2	-	223
22	-	12	2	-	24a	2	-	52	2	-	120b	8	-	188	2	-	224
6	-	12a	1	-	24c	4	-	53	2	-	125	6	-	189	2	-	225
															4	-	235








**9.11 Pull Shovel/Graafmachine/Pelle mécanique
Escavatore a Pala a Ramazzo/Lade-Greifer
Grävmaskin/Pala Tiradora/Pa Excavadora
Gravemaskin**

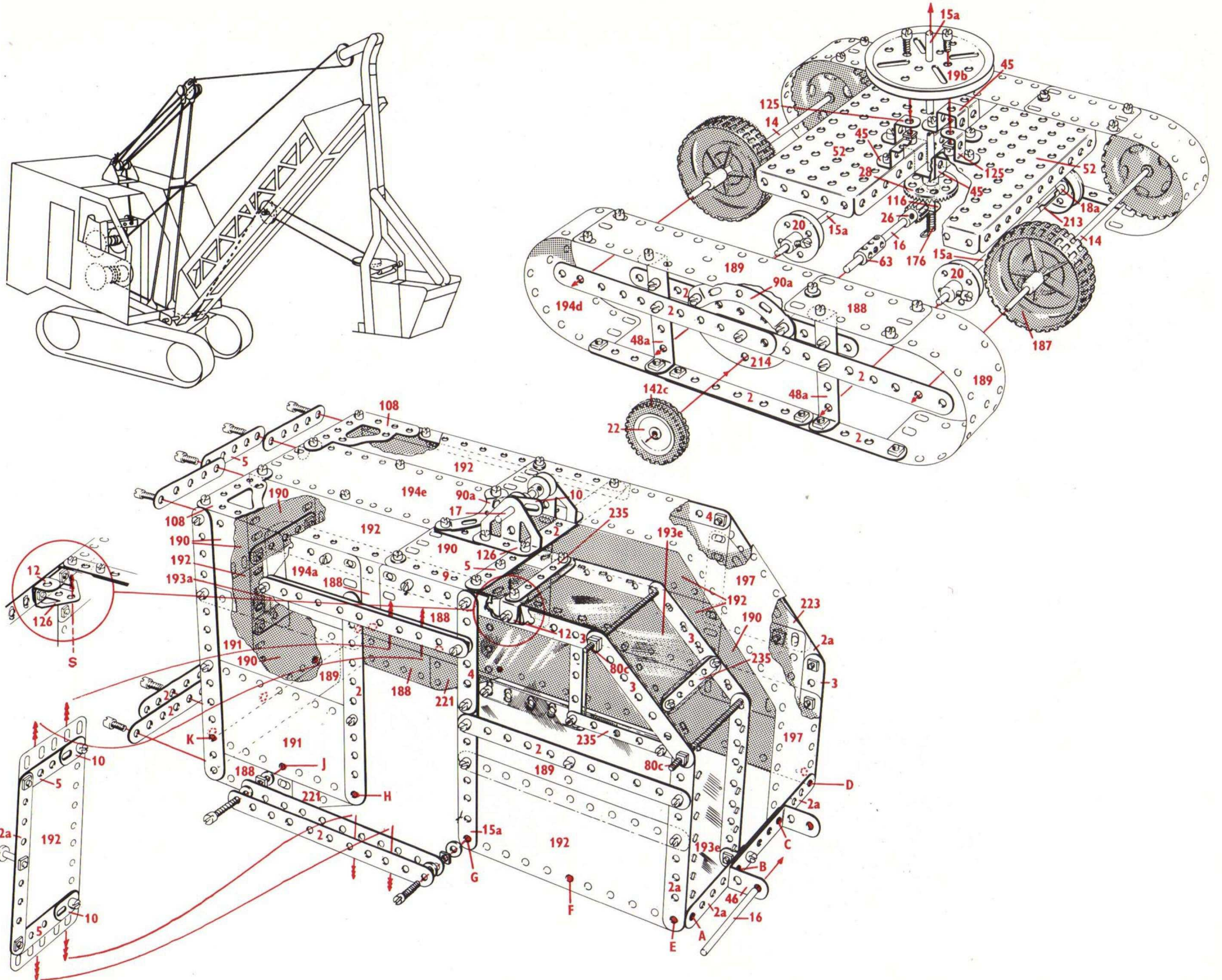
9.11

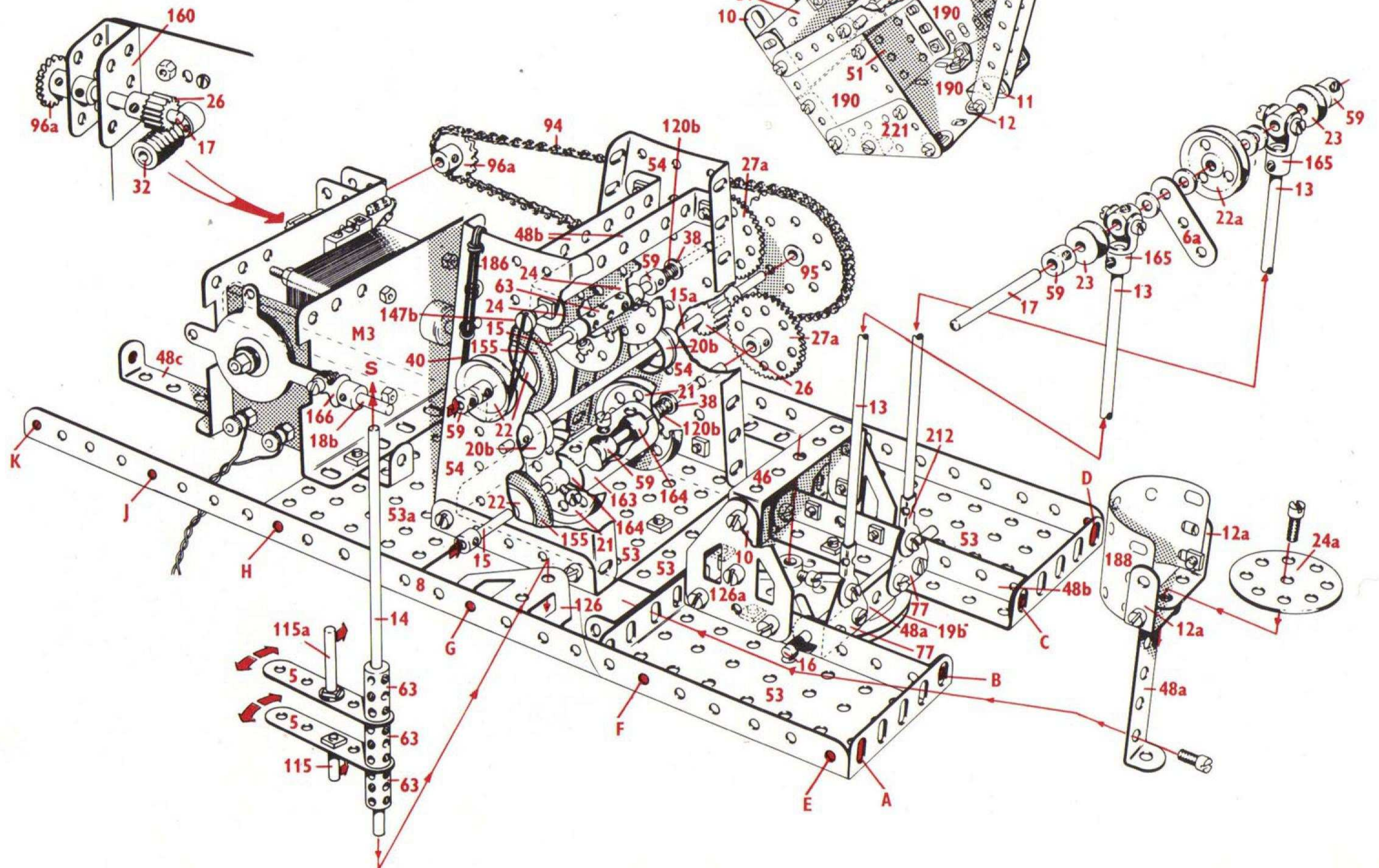
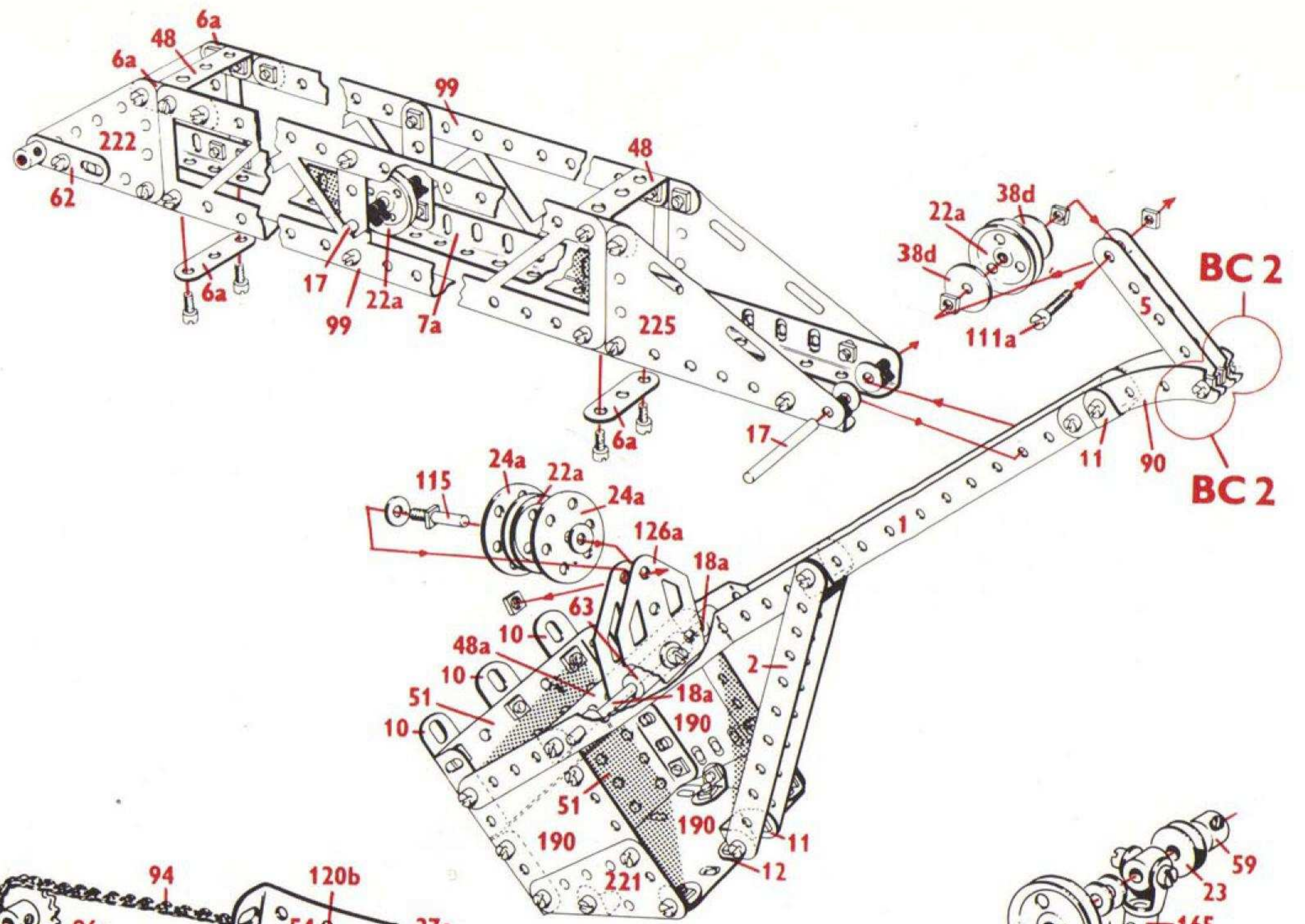
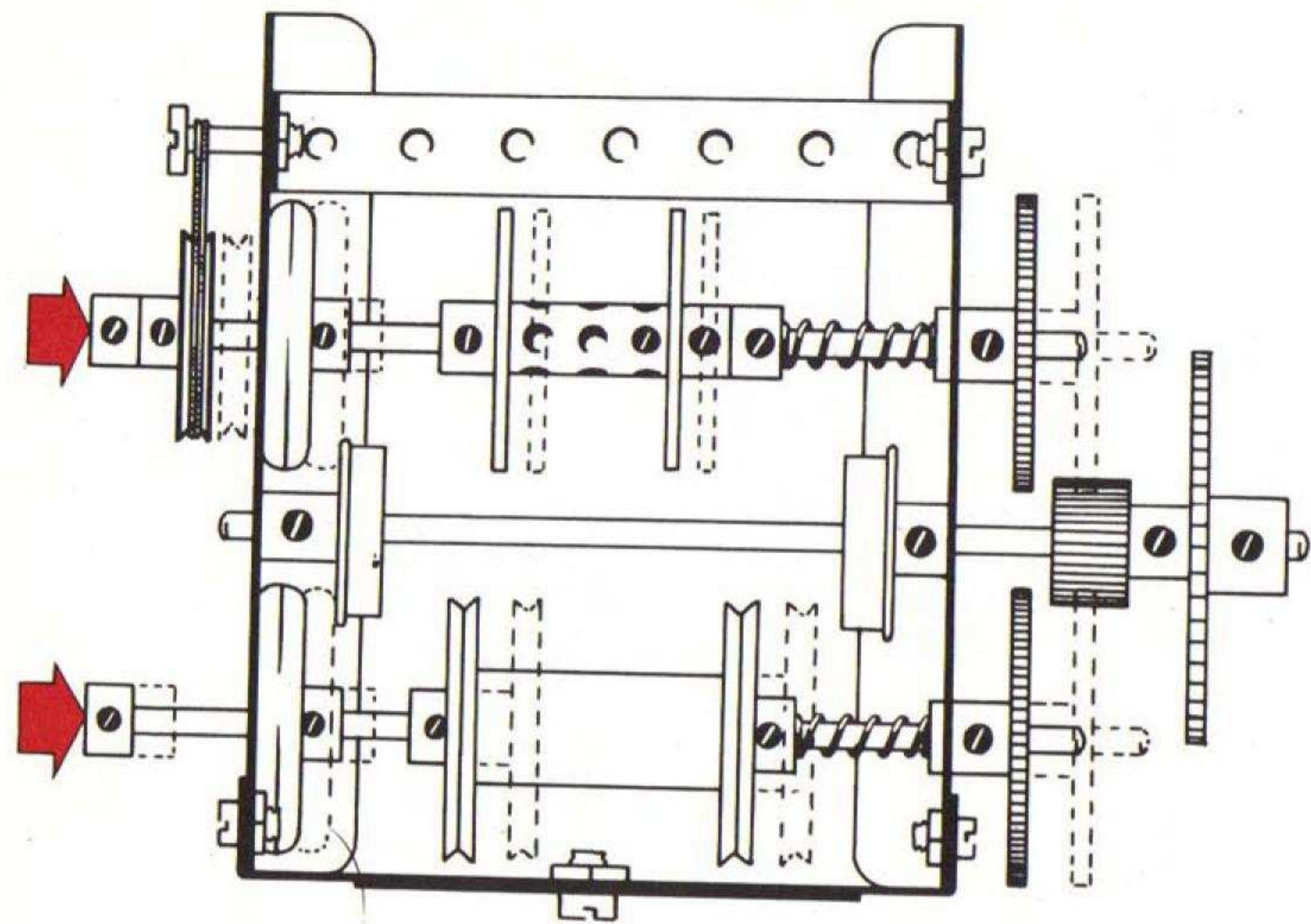
4	-	1	4	-	18a	2	-	40	1	-	96a
21	-	2	1	-	18b	3	-	45	2	-	99
6	-	2a	2	-	19b	2	-	46	2	-	108
5	-	3	4	-	20	2	-	48	1	-	111a
3	-	4	2	-	20b	7	-	48a	4	-	111c
15	-	5	2	-	21	4	-	48b	2	-	115
2	-	6	4	-	22	2	-	48c	1	-	115a
5	-	6a	4	-	22a	1	-	48d	1	-	116
2	-	7a	3	-	23	2	-	51	2	-	120b
2	-	8	1	-	23a	2	-	52	2	-	125
4	-	9	2	-	24	3	-	53	4	-	126
8	-	10	1	-	24a	2	-	53a	4	-	126a
3	-	11	2	-	24c	2	-	54	1	-	142c
12	-	12	3	-	26	10	-	59	2	-	147b
2	-	12a	2	-	27a	2	-	62	2	-	155
1	-	12b	1	-	28	6	-	63	1	-	160
2	-	13	1	-	32	2	-	77	1	-	163
3	-	14	10	-	35	2	-	80c	2	-	164
2	-	15	274	-	37a	2	-	90	2	-	165
4	-	15a	255	-	37b	3	-	90a	1	-	166
3	-	16	32	-	38	1	-	94	1	-	176
5	-	17	2	-	38d	1	-	95	1	-	186

4	-	187
7	-	188
6	-	189
10	-	190
4	-	191
8	-	192
1	-	193
2	-	193a
1	-	193c
1	-	193d
1	-	193e
1	-	194a
2	-	194d
1	-	194e
2	-	197
2	-	212
2	-	212a
2	-	213
2	-	214
4	-	221
2	-	222
1	-	223
2	-	225
4	-	235
*1	-	M3

*Not included in set







9.12

4	-	1	2	-	51
8	-	2	2	-	52
6	-	2a	4	-	53
5	-	3	2	-	53a
2	-	4	2	-	54
18	-	5	10	-	59
1	-	6	2	-	62
4	-	6a	5	-	63
2	-	7a	2	-	90
8	-	8	1	-	109
3	-	9	2	-	111
10	-	10	2	-	111a
4	-	11	6	-	111c
1	-	11a	1	-	115
15	-	12	2	-	115a
6	-	12a	2	-	125
2	-	12b	4	-	126
4	-	12c	3	-	126a
2	-	14	3	-	142a
1	-	15	4	-	142c
2	-	15a	2	-	147b
2	-	15b	4	-	155
3	-	16	1	-	160
3	-	18a	2	-	163
2	-	18b	2	-	164
2	-	19b	2	-	165
2	-	20	1	-	185
3	-	20a	2	-	186a
4	-	20b	4	-	187
2	-	21	8	-	188
4	-	22	4	-	189
4	-	22a	4	-	190
2	-	24a	2	-	191
2	-	24c	7	-	192
1	-	26	1	-	193c
2	-	27a	2	-	194
1	-	28	2	-	194a
265	-	37a	1	-	194c
255	-	37b	2	-	200
34	-	38	2	-	212
2	-	38d	2	-	212a
2	-	45	2	-	214
2	-	46	2	-	215
9	-	48a	4	-	221
6	-	48b	2	-	224
2	-	48c	3	-	235
2	-	48d			

9.12 Elevated Platform Vehicle/Montagewagen


Camion à plateforme télescopique/Autocarro per Lavori Aerei

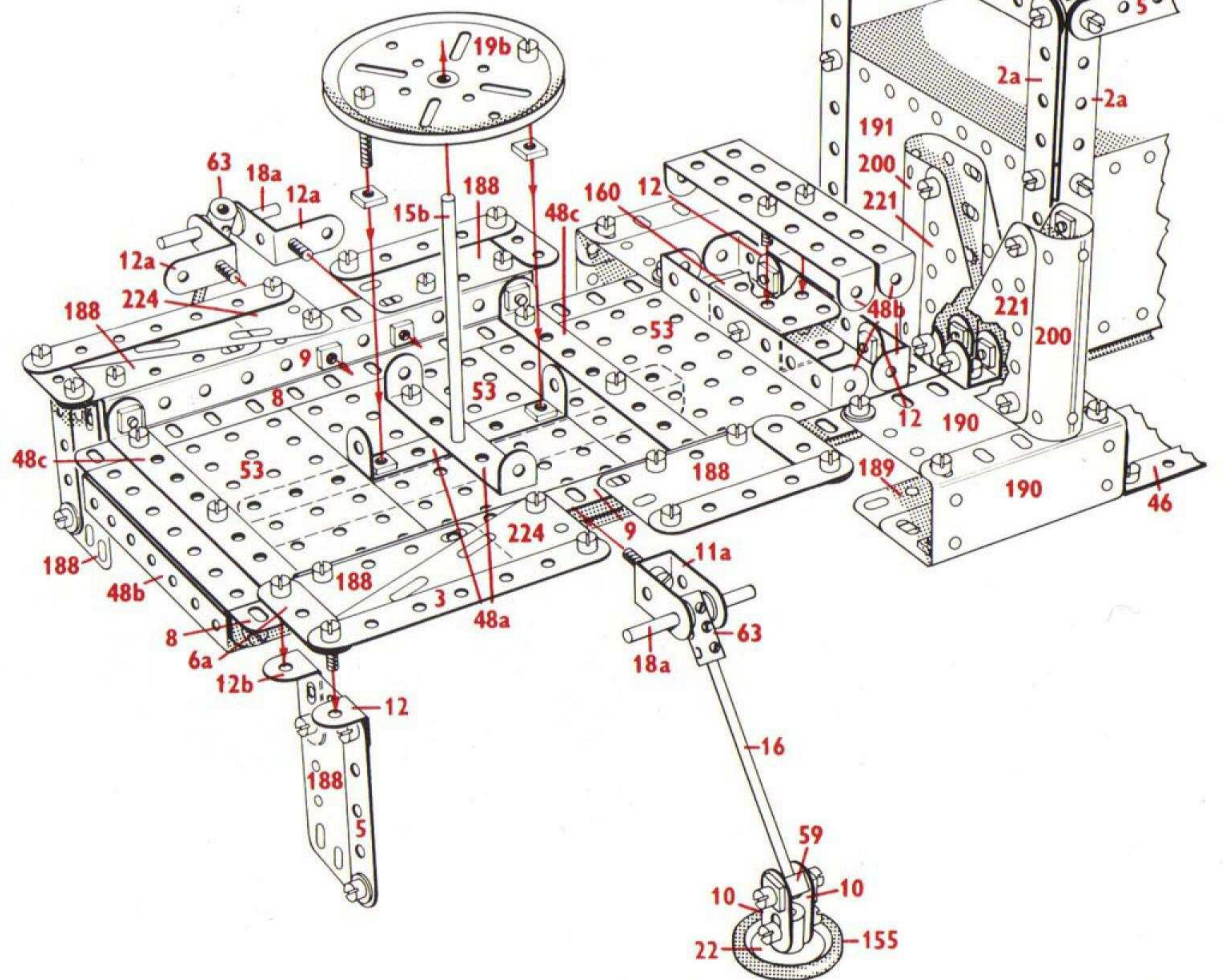
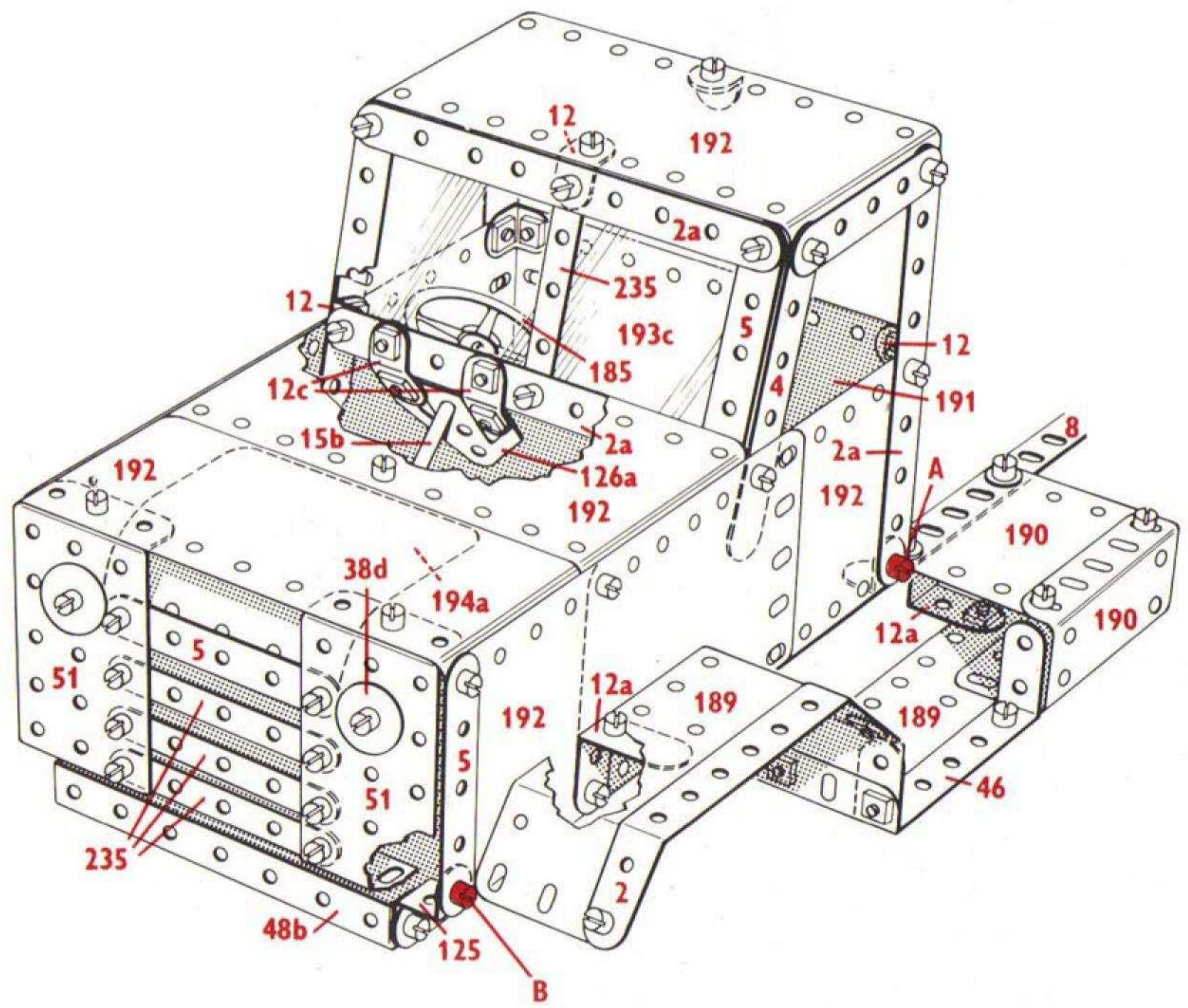
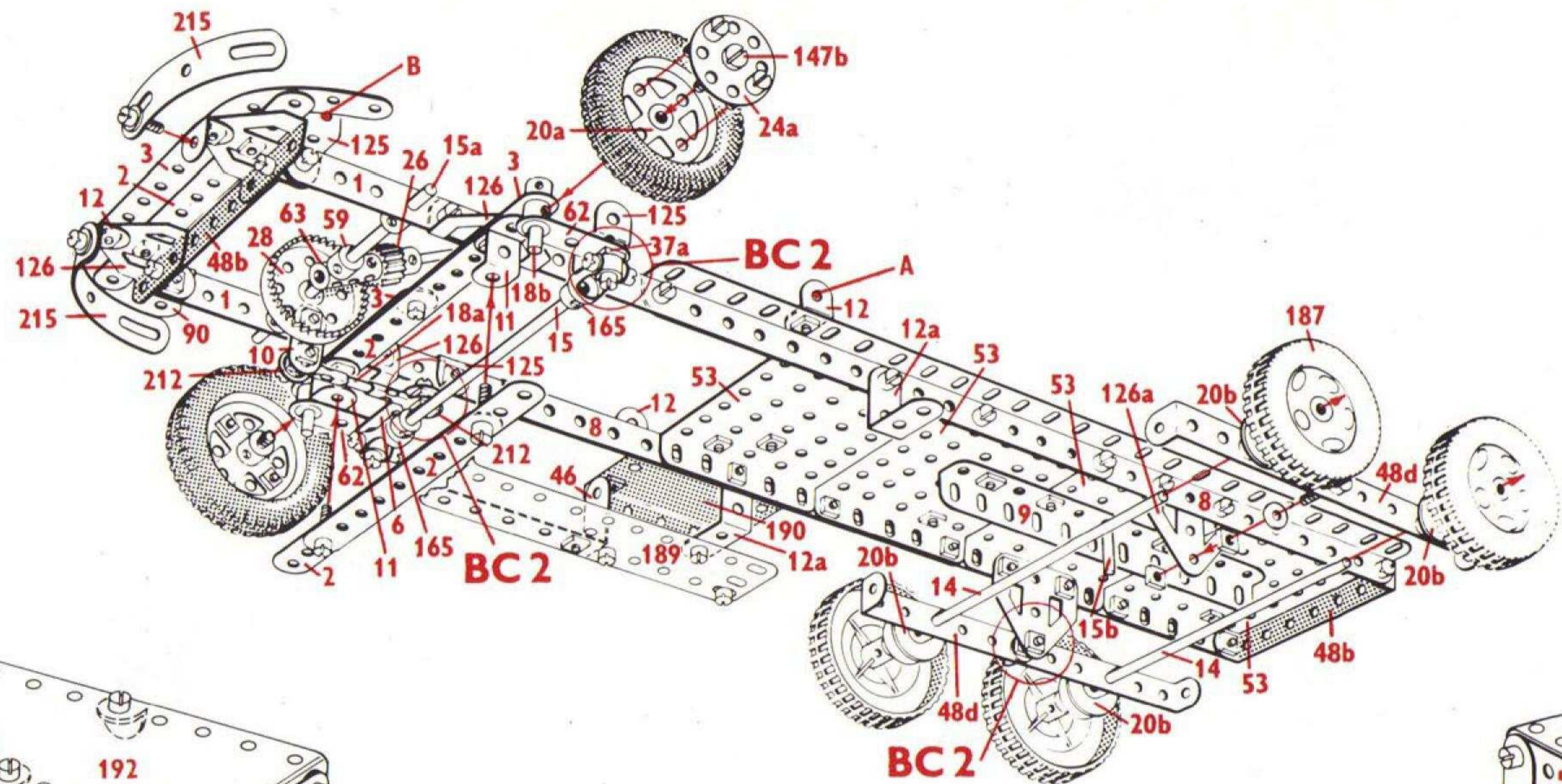
Bedienungsfahrzeug/Servicefordon med rörlig plattform

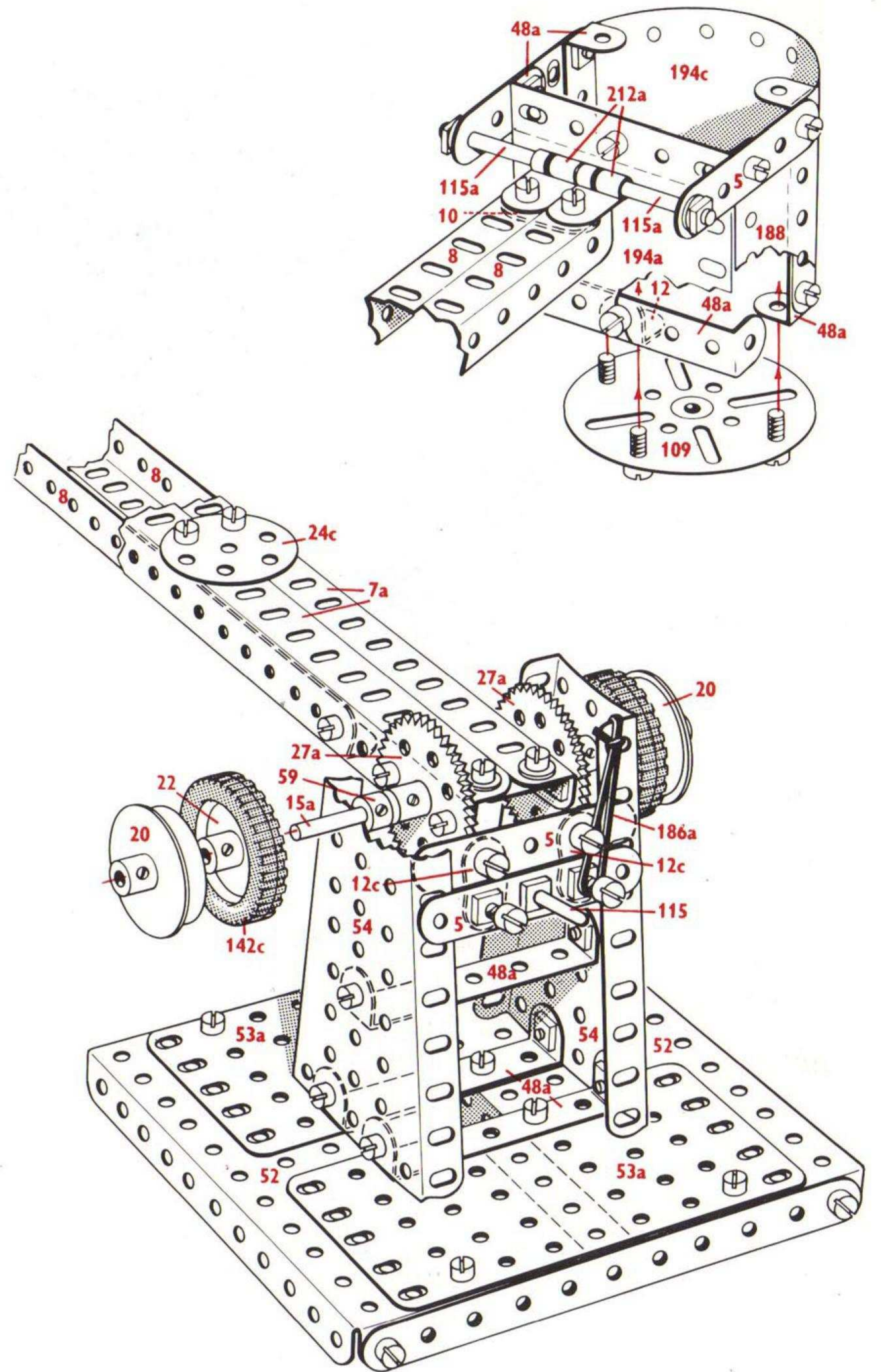
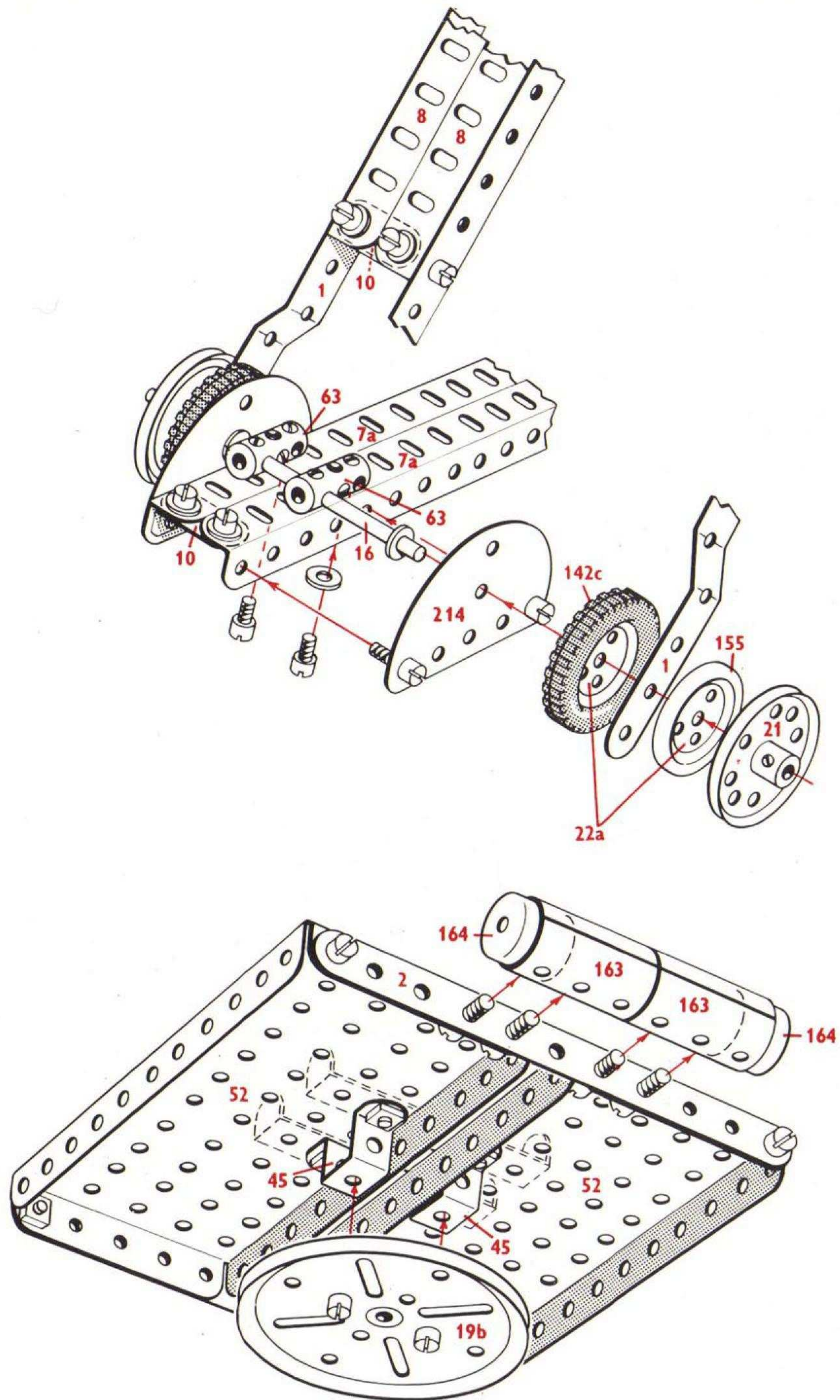
Vehículo Plataforma Elevadiza

Veículo com Plataforma Levadiça


Service Platform







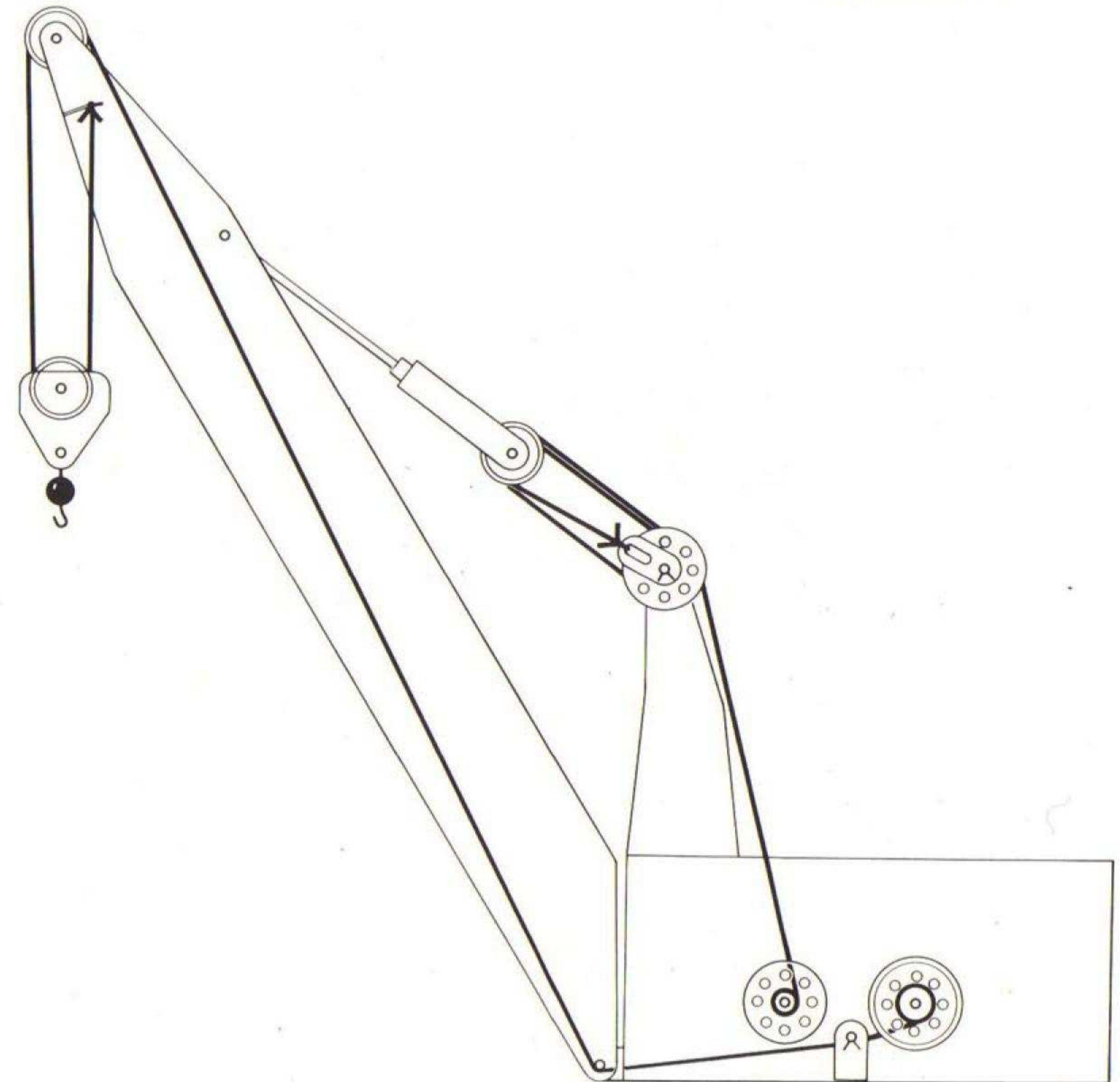
9.13 Docksie Crane
Torenkraan
Grue de port
Gru da Banchina
Turm-Auslegerkran
Hamnkran
Grúa de Muelle
Guindaste de Cais
Heisekran

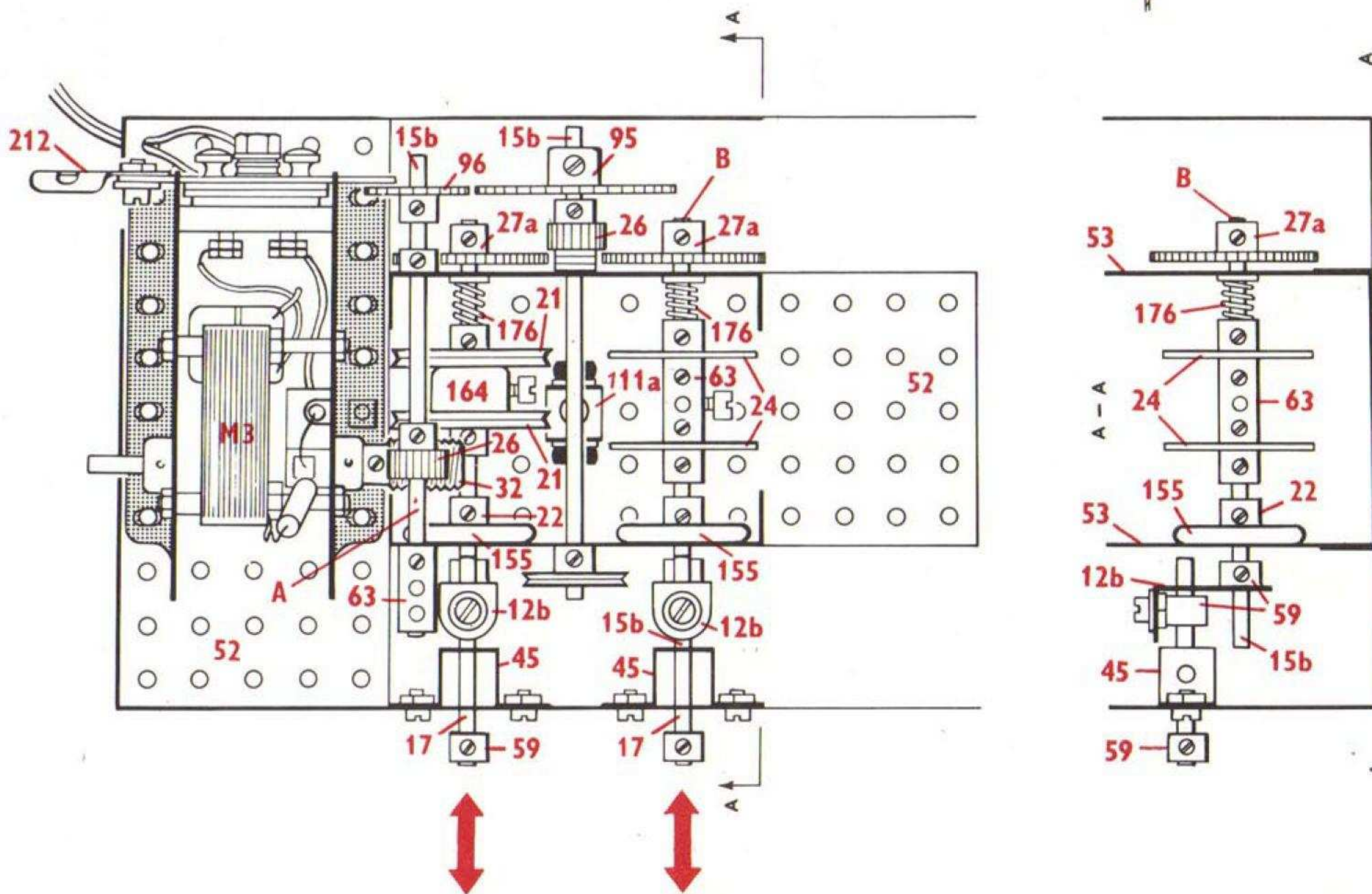
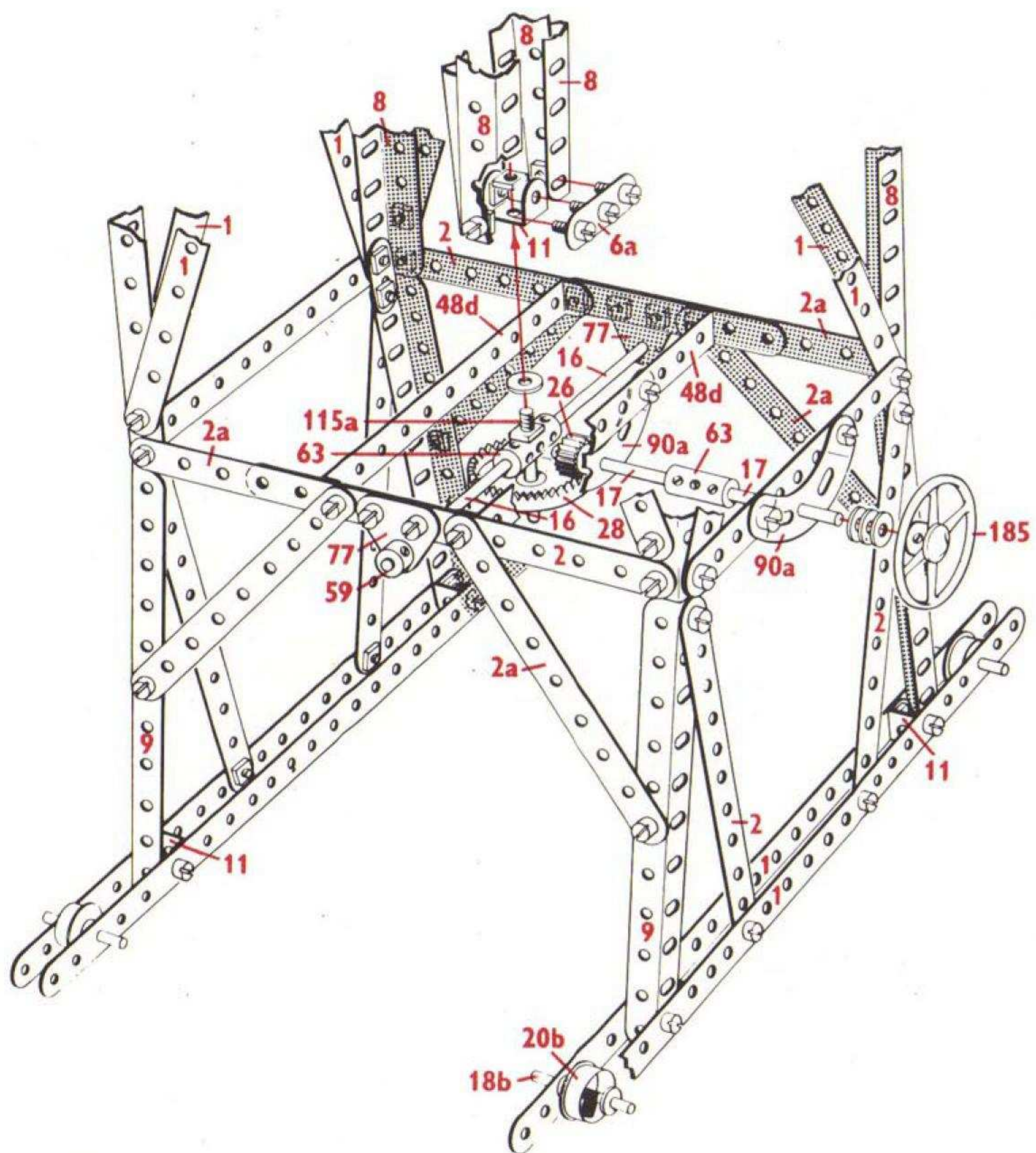
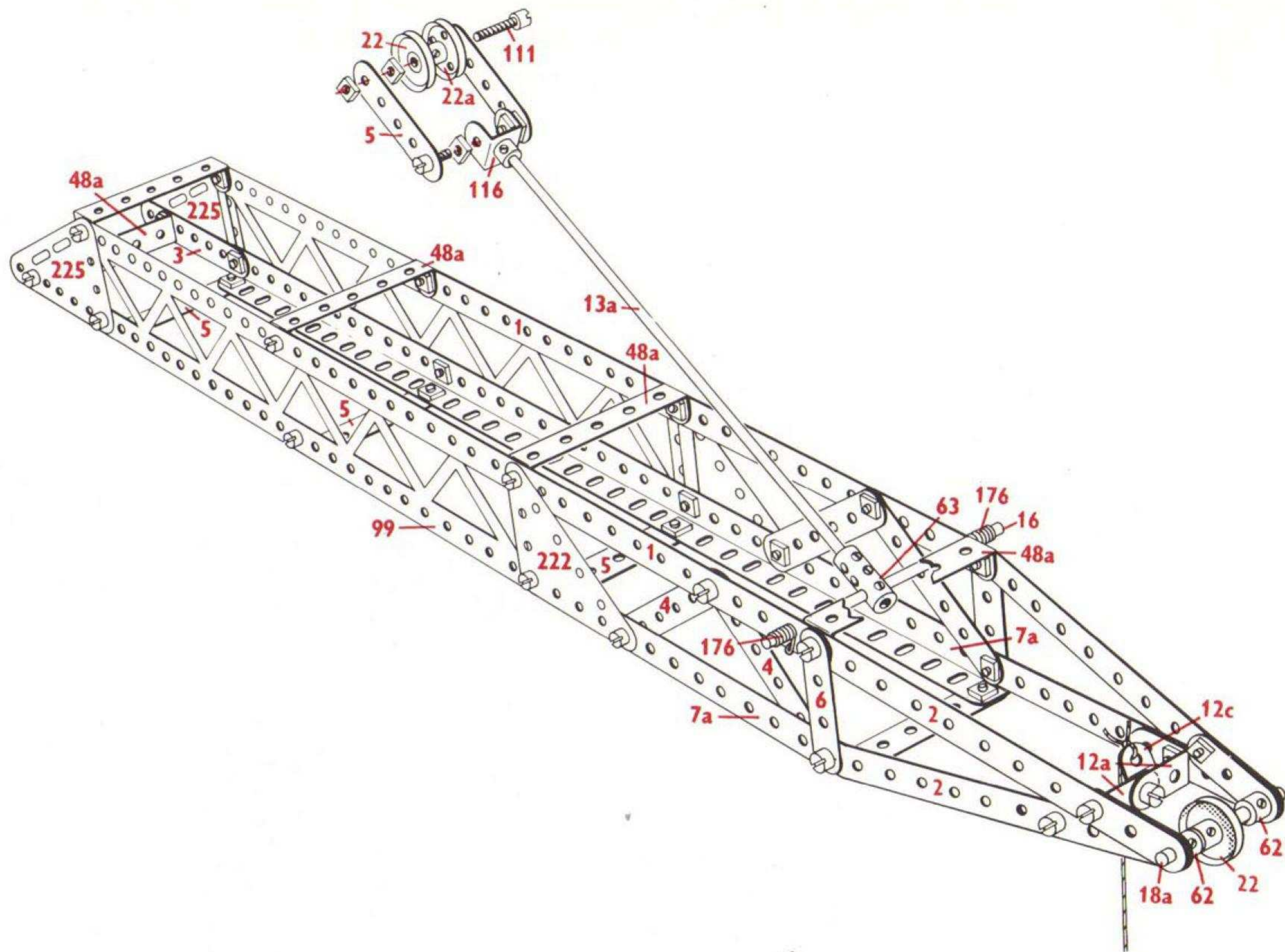
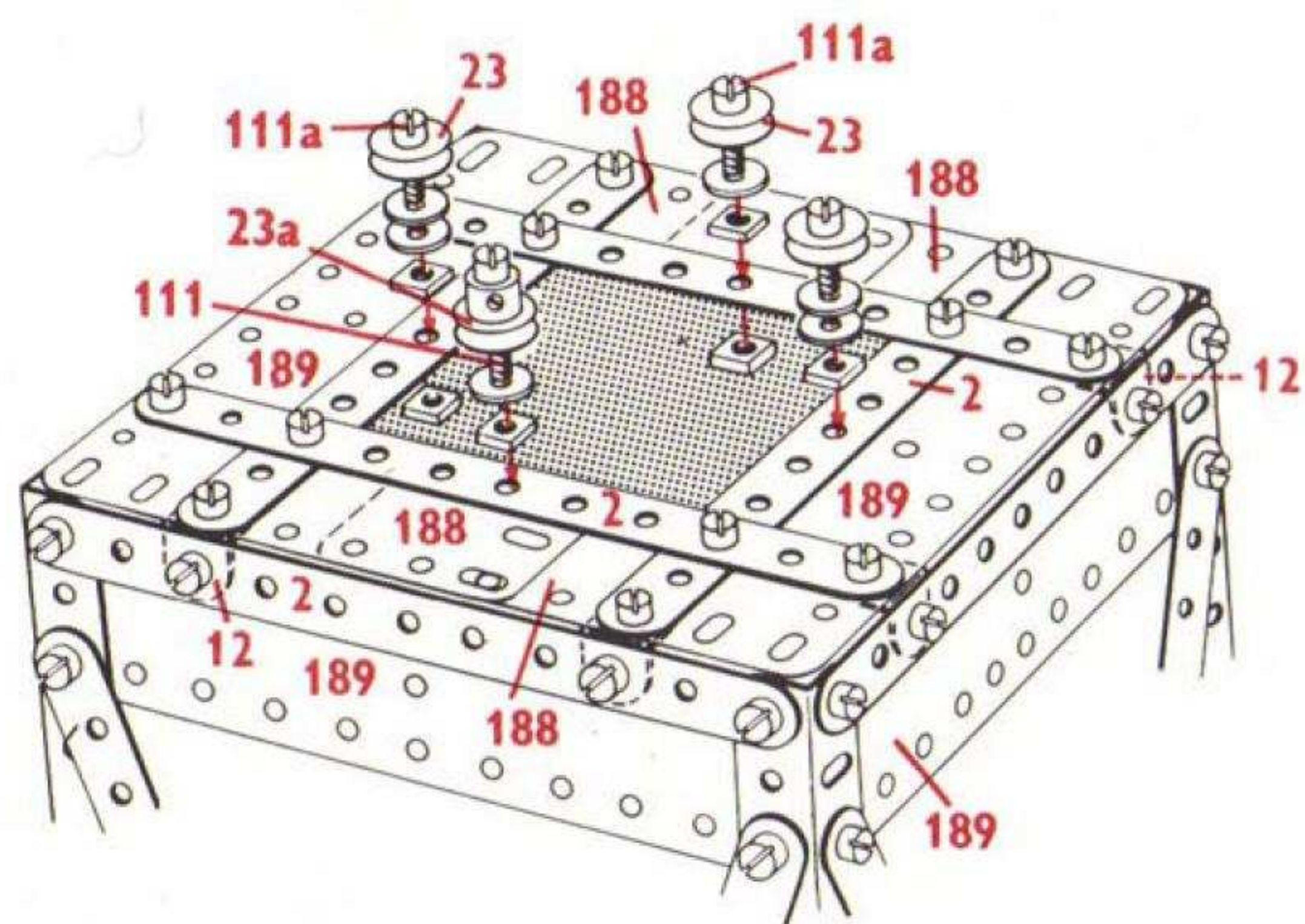


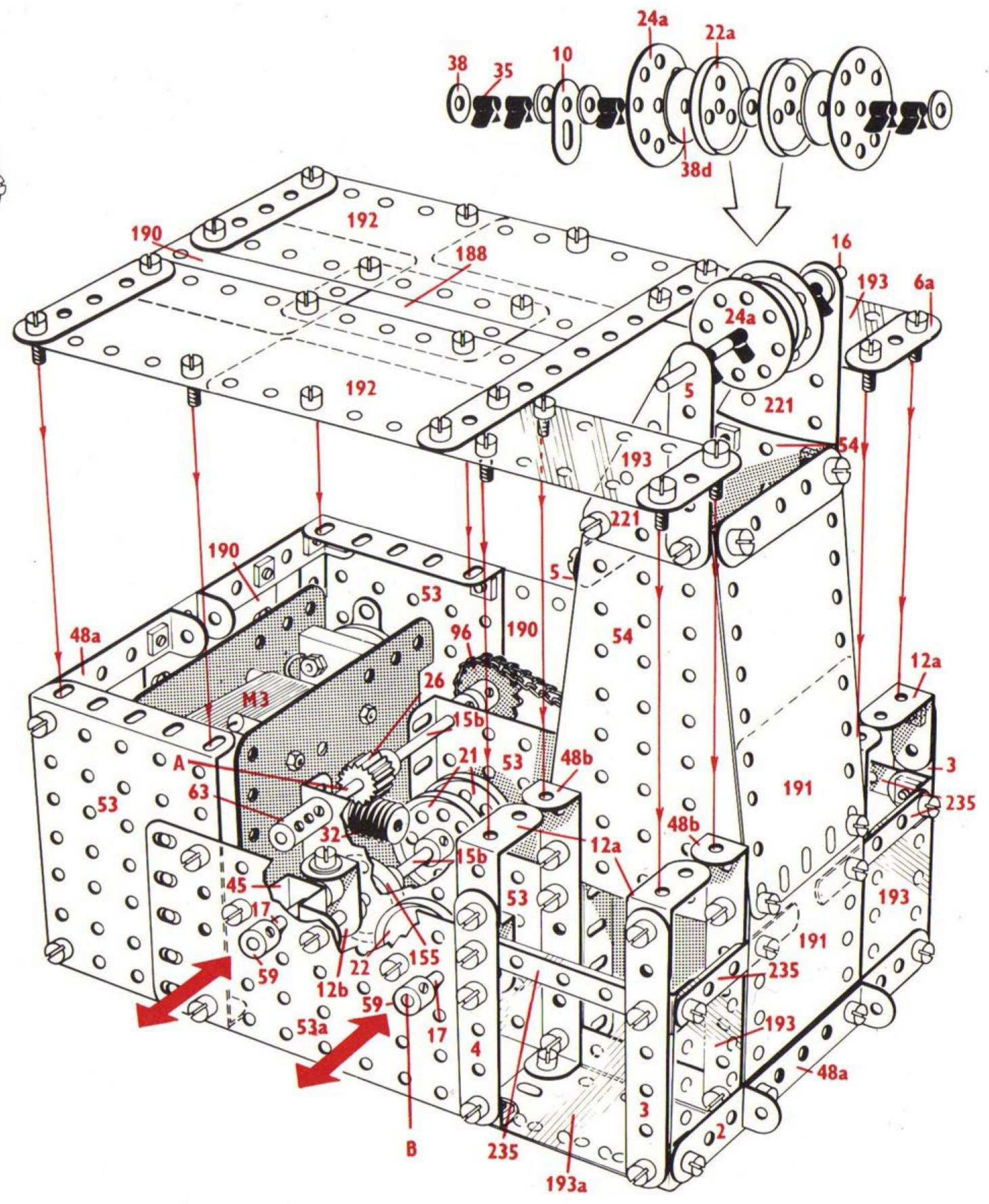
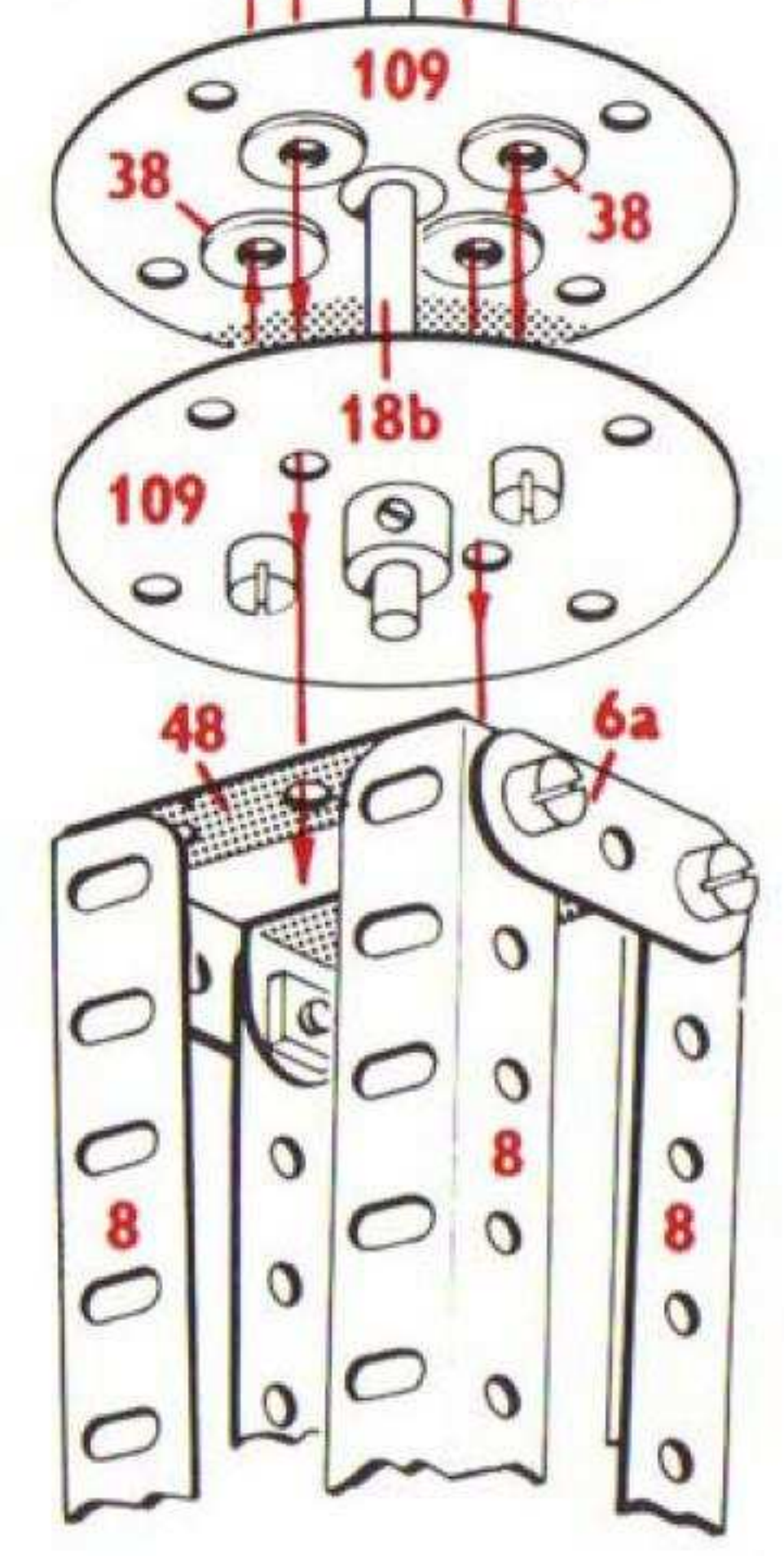
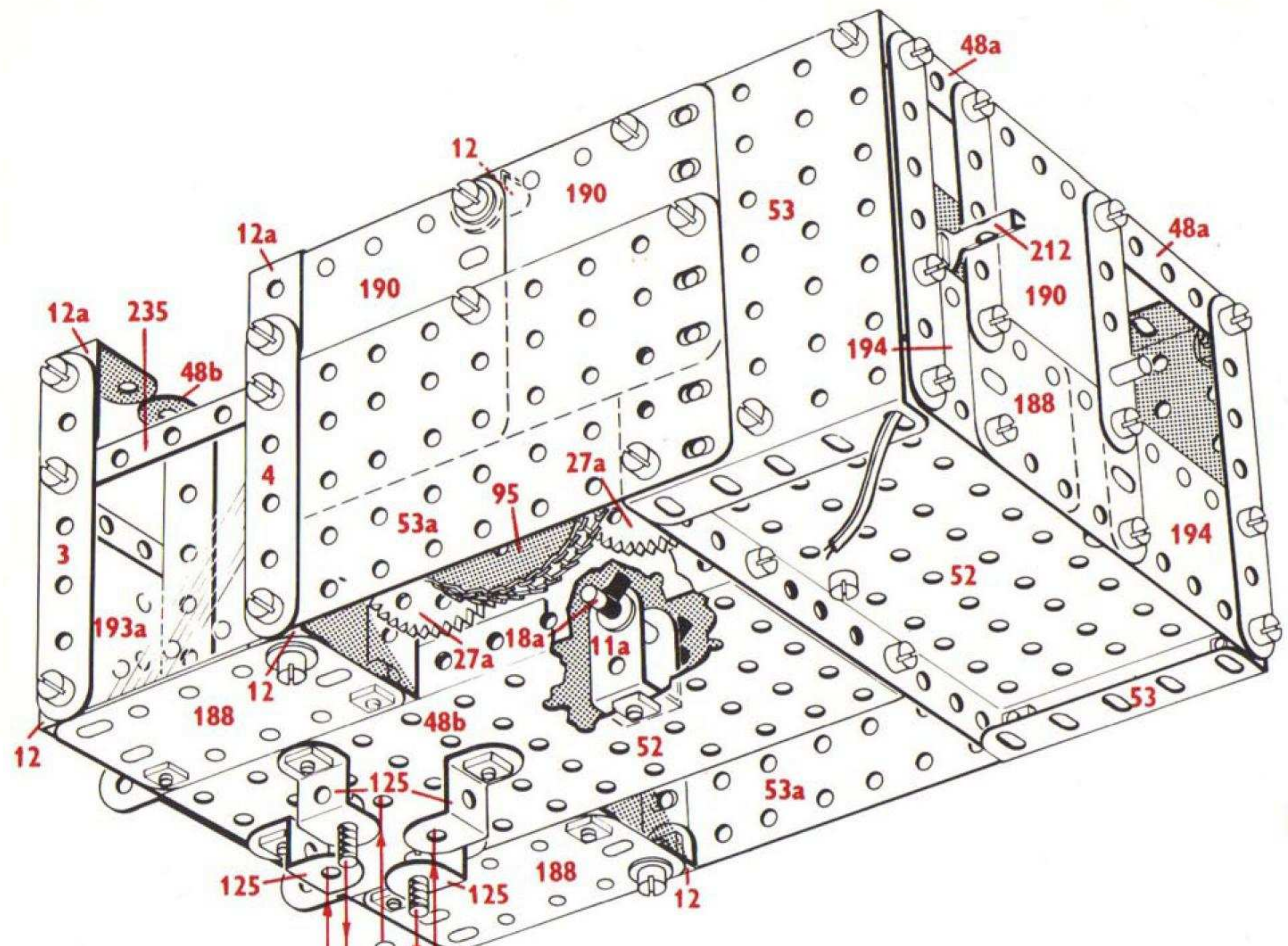
9.13

14 - 1	4 - 18a	10 - 48a	2 - 120b
21 - 2	2 - 18b	4 - 48b	4 - 125
6 - 2a	4 - 20b	2 - 48d	2 - 126a
6 - 3	2 - 21	2 - 52	2 - 155
6 - 4	5 - 22	4 - 53	1 - 160
16 - 5	4 - 22a	2 - 53a	1 - 164
2 - 6	3 - 23	2 - 54	2 - 165
6 - 6a	1 - 23a	1 - 57c	2 - 176
2 - 7a	2 - 24	10 - 59	1 - 185
8 - 8	2 - 24a	2 - 62	8 - 188
4 - 9	3 - 26	4 - 63	6 - 189
5 - 10	2 - 27a	2 - 77	5 - 190
5 - 11	1 - 28	2 - 90a	2 - 191
1 - 11a	1 - 32	1 - 94	2 - 192
15 - 12	11 - 35	1 - 95	2 - 193
6 - 12a	264 - 37a	1 - 96	2 - 193a
2 - 12b	237 - 37b	2 - 99	2 - 193d
1 - 12c	28 - 38	2 - 109	2 - 194
1 - 13a	2 - 38d	2 - 111	1 - 212
2 - 15a	1 - 40	6 - 111a	2 - 221
2 - 15b	2 - 45	3 - 111c	2 - 222
5 - 16	2 - 46	1 - 115a	2 - 225
5 - 17	2 - 48	1 - 116	4 - 235
			*1 - M3

*Not included in set






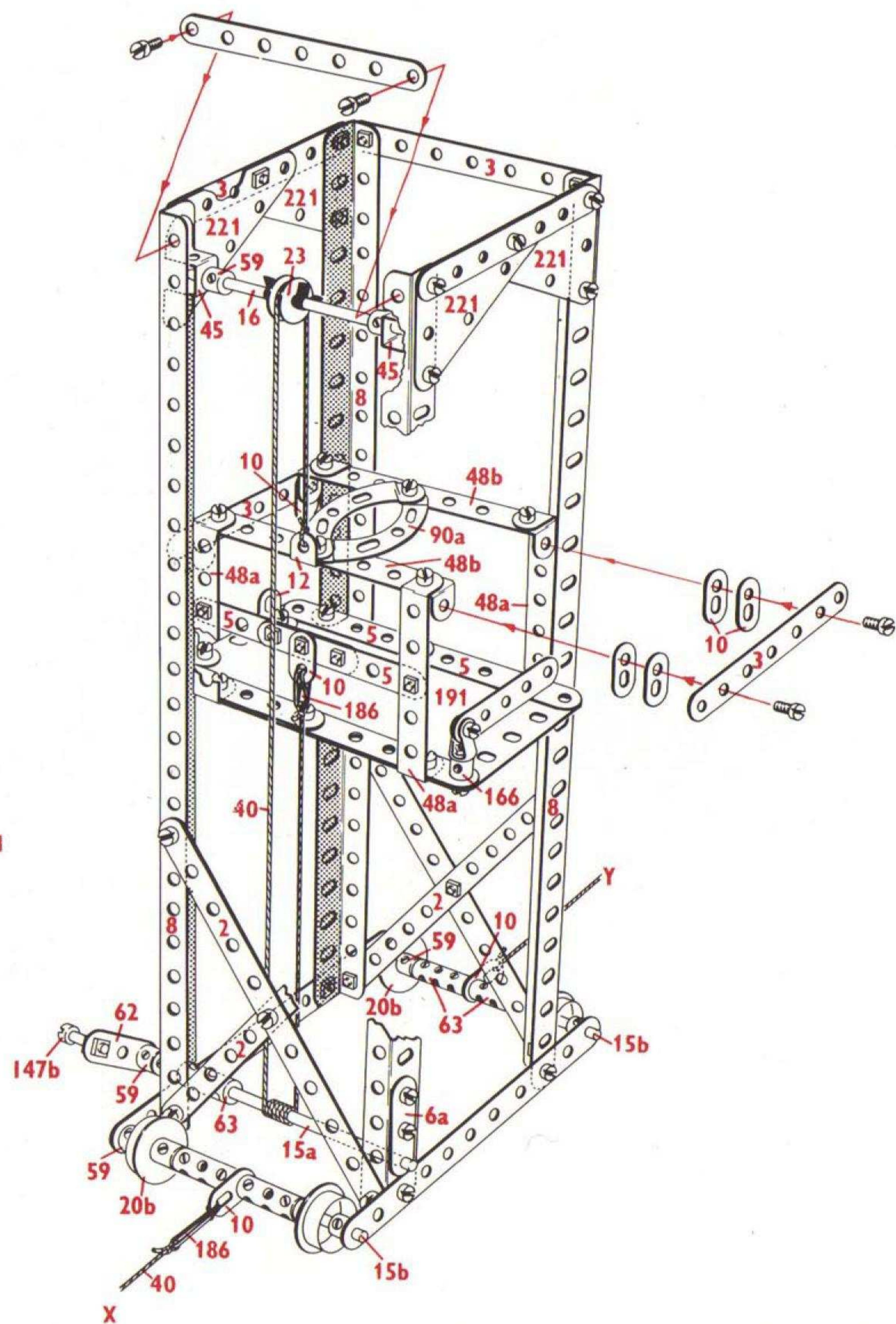
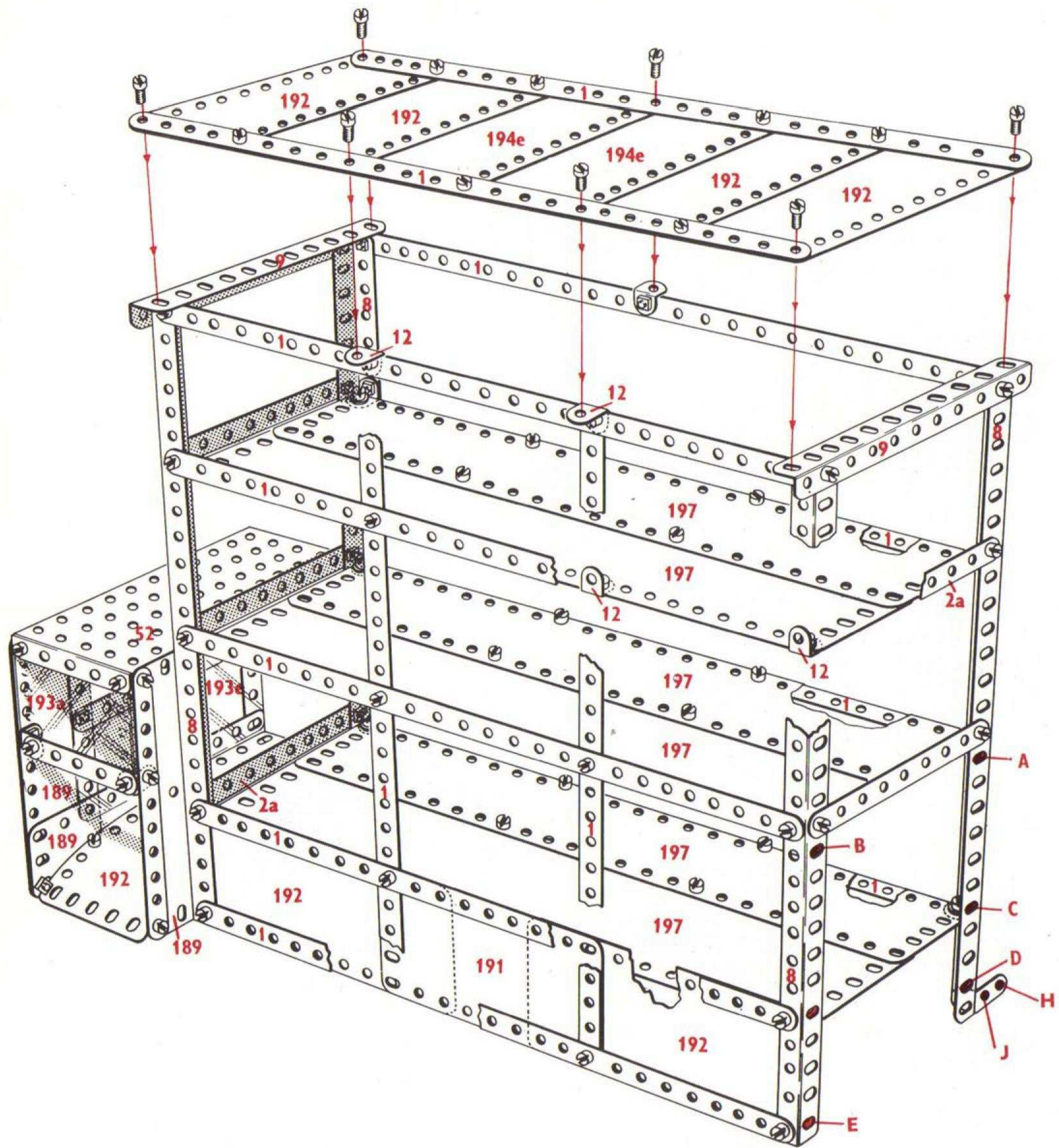


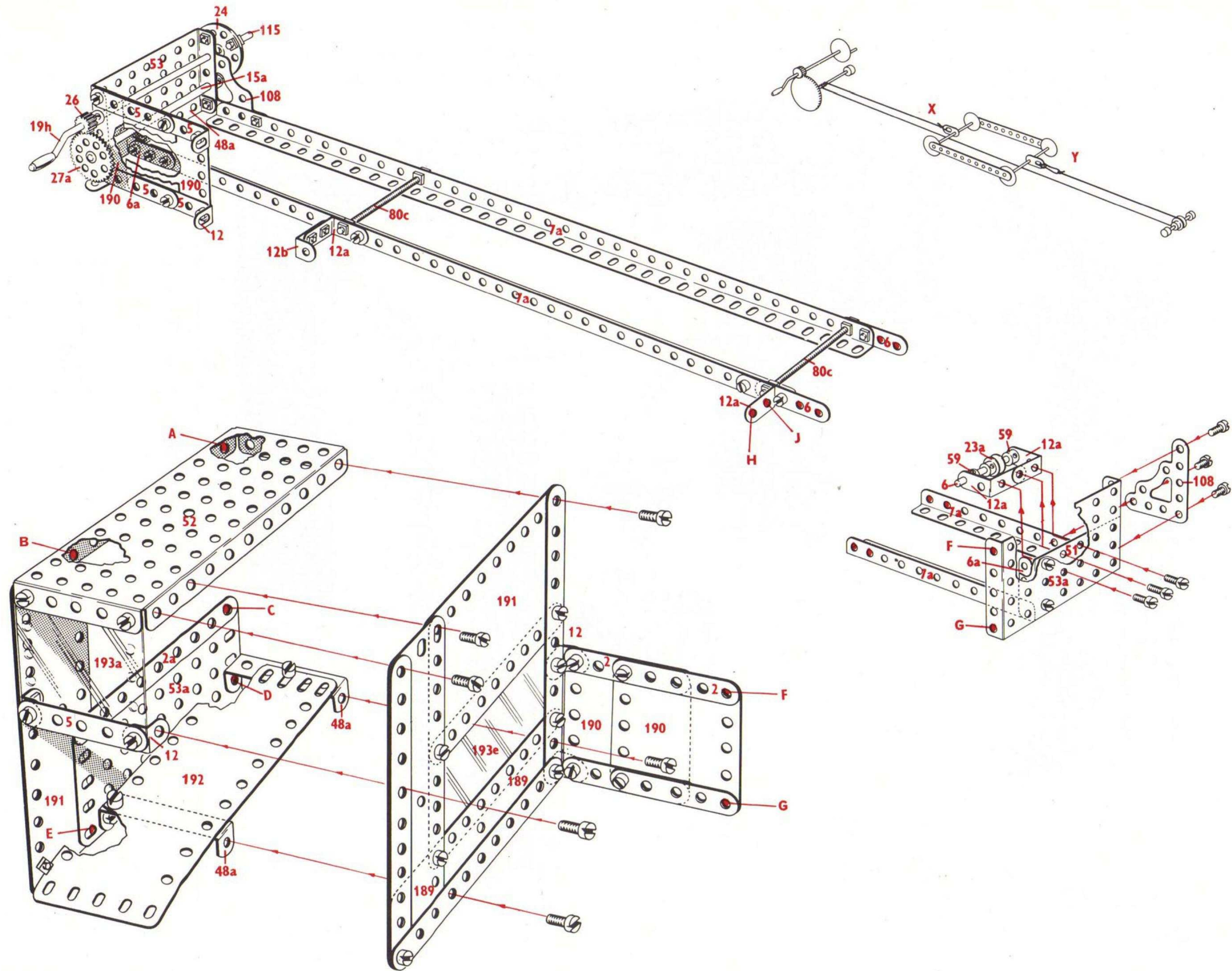
**9.14 Elevated Car Park/Auto parkeergebouw /Ascenseur de garage
 Parcheggio di Automobili a Tre Piani/Parkplatz/Bilhotell
 Parque Elevado/Parque Elevado para Automóveis/Bilhotel**

9.14

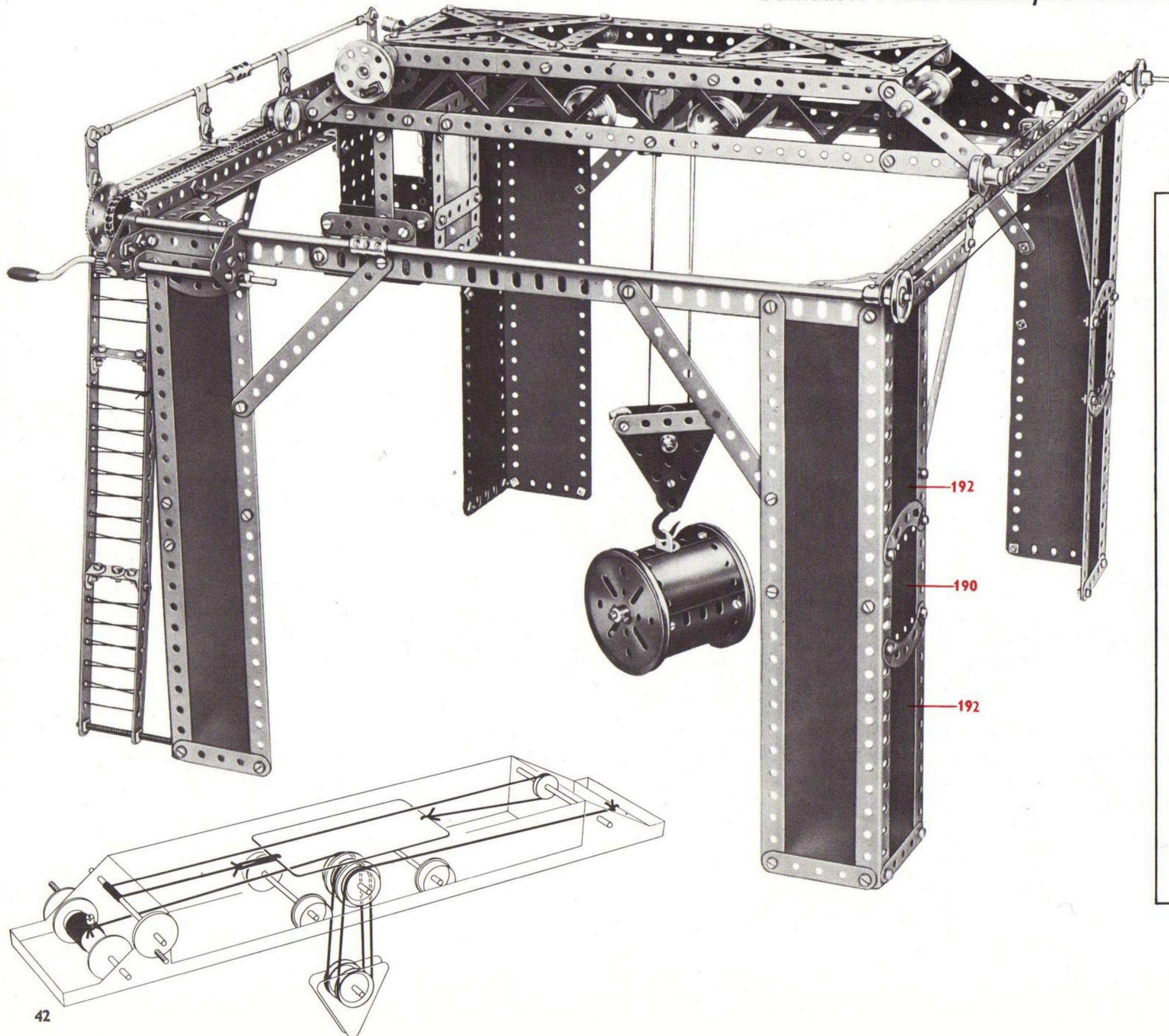
13	-	1	1	-	40
14	-	2	2	-	45
6	-	2a	9	-	48a
6	-	3	2	-	48b
18	-	5	1	-	51
2	-	6	2	-	52
4	-	6a	2	-	53
2	-	7a	2	-	53a
8	-	8	10	-	59
4	-	9	1	-	62
11	-	10	5	-	63
34	-	12	2	-	80c
4	-	12a	2	-	90a
2	-	12b	2	-	108
2	-	15a	1	-	111a
2	-	15b	1	-	111c
1	-	16	1	-	115
1	-	17	1	-	147b
1	-	19h	1	-	166
4	-	20b	2	-	186a
1	-	23	6	-	189
1	-	23a	4	-	190
1	-	24	3	-	191
1	-	26	8	-	192
1	-	27a	2	-	193a
2	-	35	2	-	193c
238	-	37a	2	-	194e
228	-	37b	6	-	197
22	-	38	4	-	221





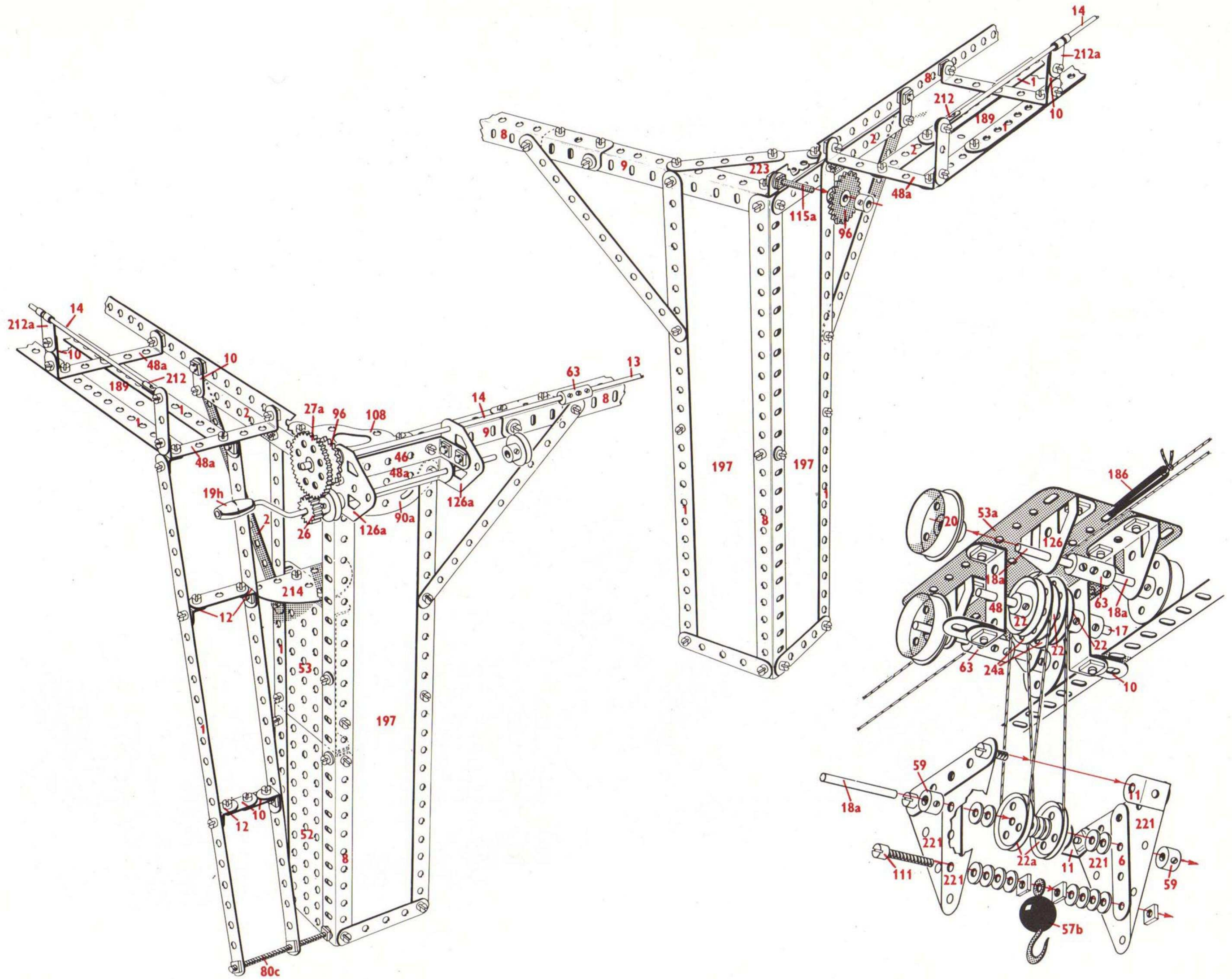


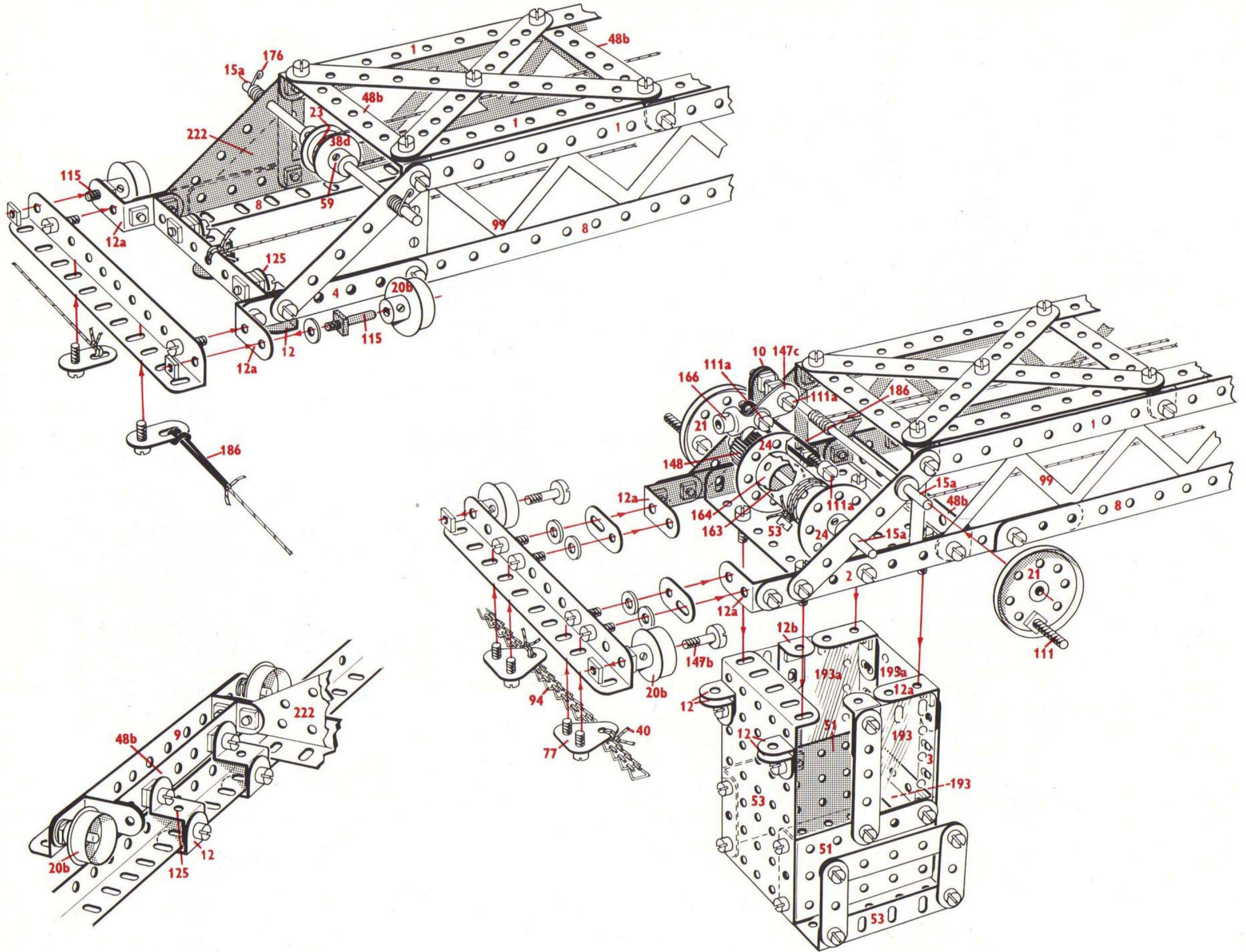
**9.15 Travelling Gantry Crane/Portaalkraan/Pont roulant
 Gru Scorrevole a Portico/Fahrbarer Gerustkran
 Traverskran/Grúa Corredora
 Guindaste-Ponte Rolante/Rullende heisekran**



9.15

14 -	1	1 -	52
20 -	2	4 -	53
6 -	2a	1 -	53a
2 -	3	1 -	57b
4 -	4	10 -	59
18 -	5	1 -	62
2 -	6	4 -	63
4 -	6a	2 -	77
2 -	7a	1 -	80c
8 -	8	5 -	90a
4 -	9	1 -	94
16 -	10	2 -	96
2 -	11	2 -	100
18 -	12	2 -	108
4 -	12a	3 -	111
1 -	13	3 -	111a
3 -	14	4 -	111c
3 -	15a	2 -	115
1 -	16	2 -	125
1 -	18a	4 -	126
2 -	19b	2 -	126a
1 -	19s	2 -	147b
4 -	20	1 -	147c
4 -	20b	1 -	163
2 -	21	2 -	164
4 -	22	1 -	166
3 -	22a	2 -	176
1 -	23	1 -	186
2 -	24	3 -	189
2 -	26	4 -	190
1 -	27a	4 -	192
265 -	37a	1 -	193
240 -	37b	2 -	193a
24 -	38	5 -	197
2 -	38d	2 -	199
2 -	40	2 -	212
1 -	46	2 -	212a
2 -	48	1 -	214
9 -	48a	4 -	221
6 -	48b	2 -	222
2 -	51	2 -	223




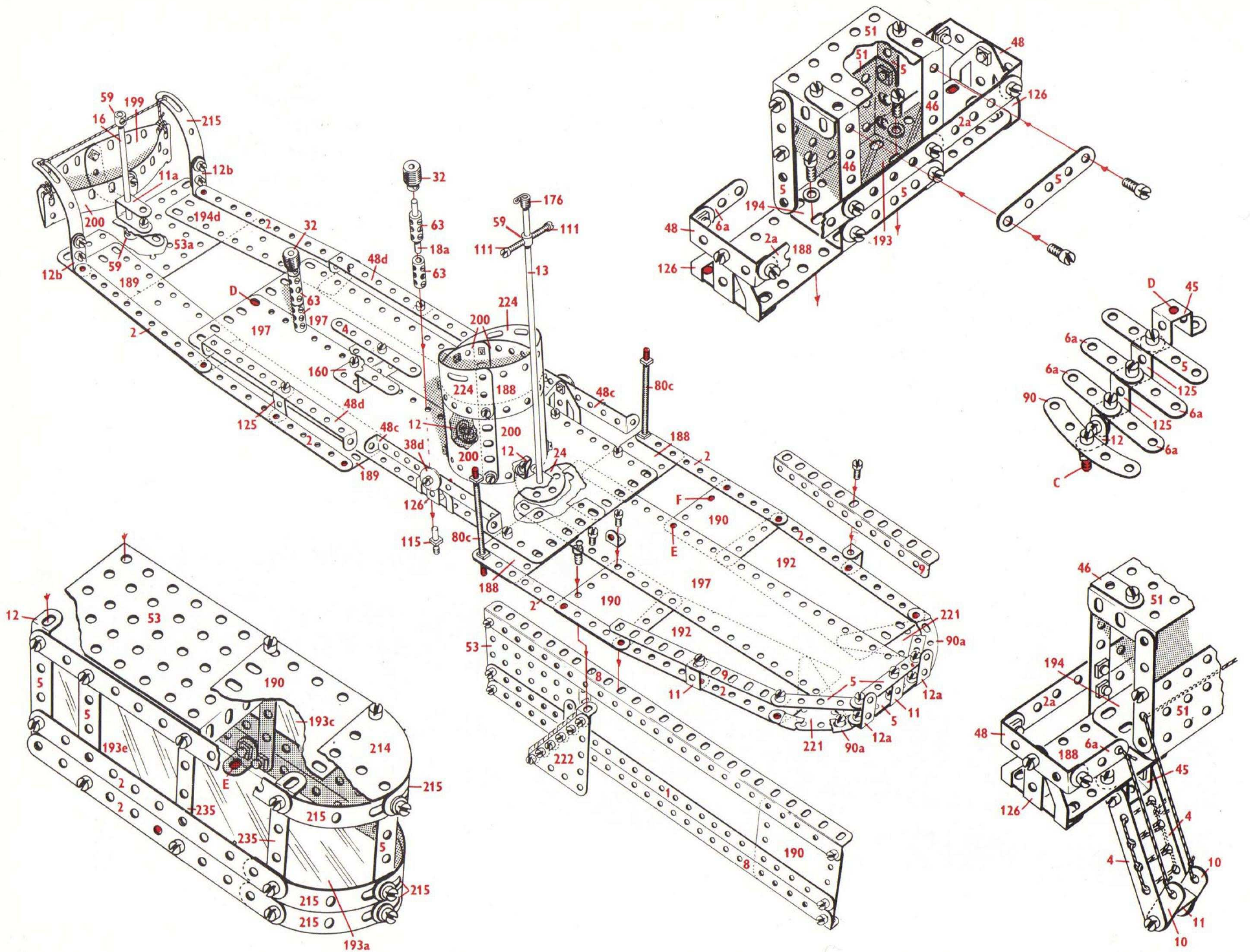


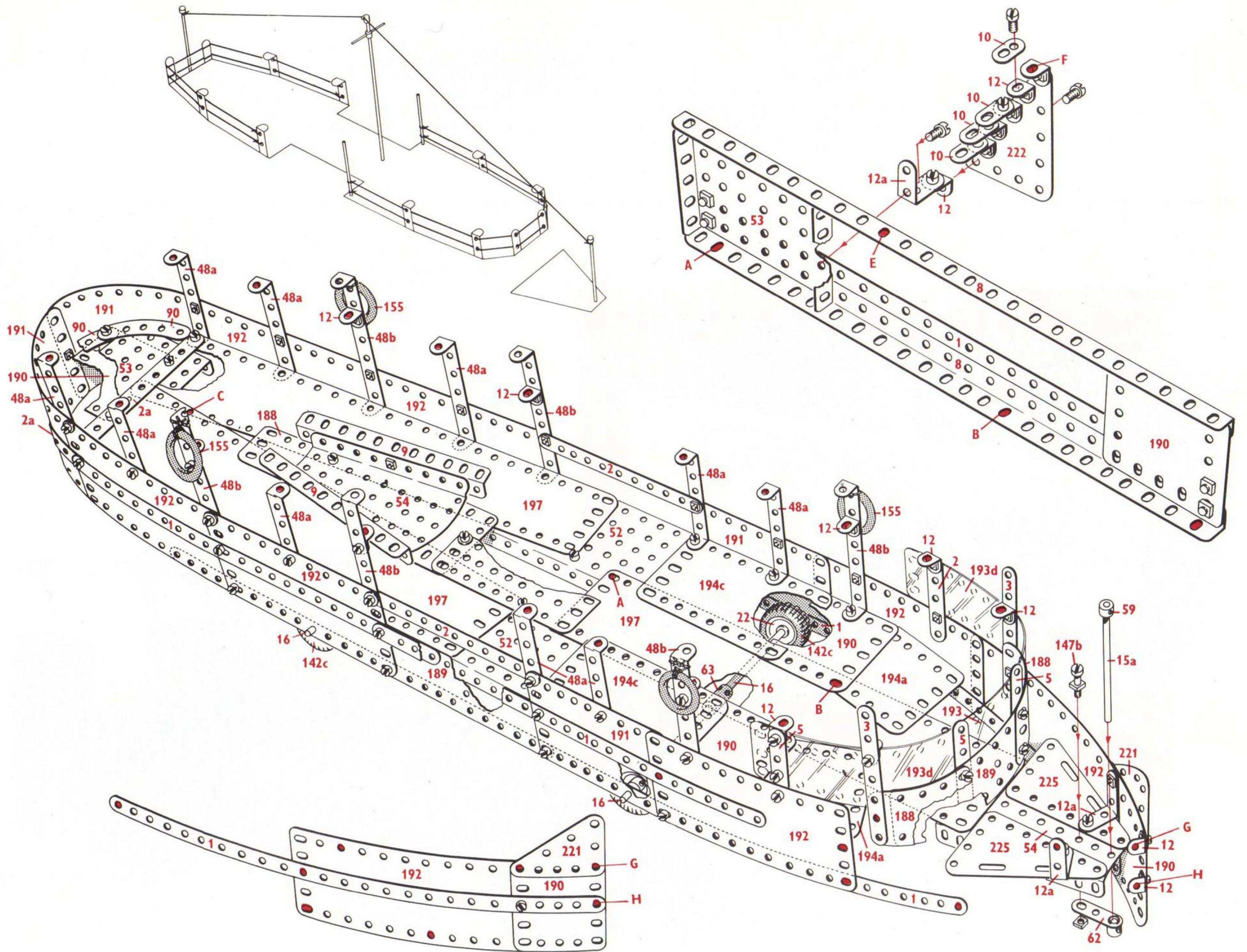
9.16

12 - 1	2 - 32	2 - 80c	1 - 193c
19 - 2	268 - 37a	4 - 90	2 - 193d
6 - 2a	257 - 37b	2 - 90a	1 - 193e
2 - 3	33 - 38	2 - 111	2 - 194
6 - 4	2 - 38d	2 - 111a	2 - 194a
19 - 5	2 - 40	1 - 111c	2 - 194c
6 - 6a	1 - 45	2 - 115	1 - 194d
4 - 8	2 - 46	4 - 125	2 - 194e
4 - 9	2 - 48	4 - 126	6 - 197
12 - 10	10 - 48a	4 - 142c	1 - 199
5 - 11	6 - 48b	1 - 147b	5 - 200
1 - 11a	2 - 48c	4 - 155	1 - 214
30 - 12	2 - 48d	1 - 160	8 - 215
6 - 12a	2 - 51	1 - 176	4 - 221
2 - 12b	2 - 52	7 - 188	2 - 222
1 - 13	4 - 53	6 - 189	2 - 224
1 - 15a	2 - 53a	10 - 190	2 - 225
5 - 16	2 - 54	4 - 191	4 - 235
2 - 17	3 - 59	8 - 192	
4 - 22	2 - 62	2 - 193	
1 - 24	6 - 63	2 - 193a	

9.16 Ferry Boat
 Veerboot
 Ferry Boat
 Nave Traghetto
 Fährboot
 Färja
 Vapor de Río
 Barco de Rio
 Ferge








LIFTING SHOVEL BUILT WITH MECCANO SET NO. 10

TRACTOR LAADSCHOP — GEBOUWD MET MECCANO SET NR. 10
PELLE MÉCANIQUE RÉALISÉE AVEC LE COFFRET MECCANO NO. 10
MOTOPALA COSTRUITA CON IL CORREDO MECCANO N. 10
SCHAUFELLADER — GEBAUT MIT DEM MECCANO SET NR. 10
LYFTSKOPA BYGGD MED MECCANOSATS NR 10
PALA CARGADORA CONSTRUIDA CON EL JUEGO DE MECCANO NO.10
A ESCAVADEIRA DE ELEVÇÃO CONSTRUIDA COM O JOGO MECCANO NO. 10
LØFTESKUFFE BYGGET MED MECCANOSETT NR. 10



The No. 10 Set, the largest in the Meccano range, is contained in this attractive four drawer oak finished cabinet.

This striking model represents a popular type of mechanical lifting shovel used on large construction jobs where quantities of soil or other material have to be loaded into vehicles for removal from the site. Power is provided by a Meccano E15R Electric Motor that drives the road wheels through a differential. The lifting and unloading movements of the shovel are controlled from the cab, and the hoisting winch is fitted with an automatic brake.



A general view of the Lifting Shovel with its bucket in position for loading.



51

FLANGED PLATES

51 - 2 1/2" x 1 1/2"; 60 x 38 mm
52 - 5 1/2" x 2 1/2"; 14 x 6 cm
53 - 3 1/2" x 2 1/2"; 9 x 6 cm



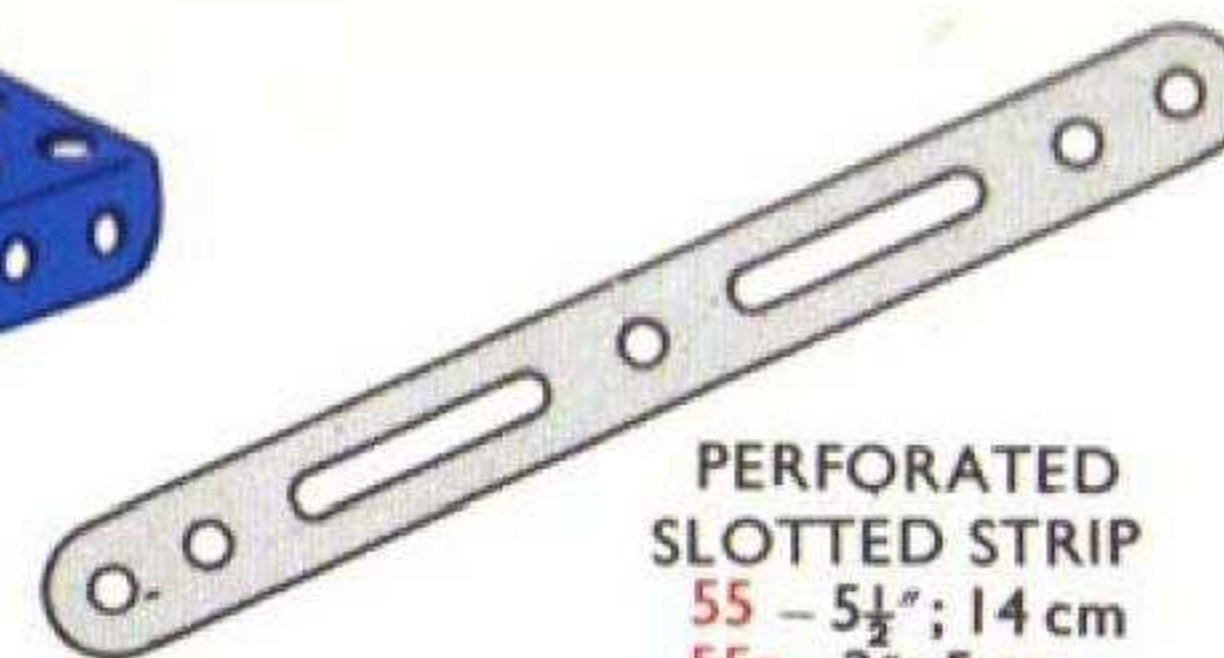
52

FLAT PLATES

52a - 5 1/2" x 3 1/2"; 14 x 9 cm
53a - 4 1/2" x 2 1/2"; 11 1/2 x 6 cm



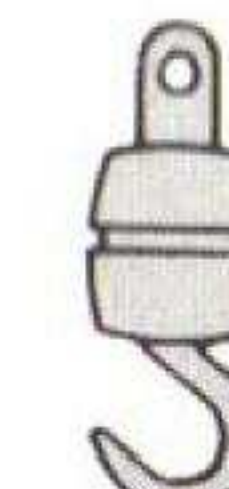
FLANGED SECTOR PLATE
54 - 4 1/2"; 115 mm



PERFORATED SLOTTED STRIP
55 - 5 1/2"; 14 cm
55a - 2"; 5 cm



HOOK
57b



HOOK
57c



WIRE HOOK
57d



58 SPRING CORD - 40"; 1 metre



COUPLING SCREW FOR 58
58a



HOOK FOR 58
58b



COLLAR WITH SCREW
59



WINDMILL SAIL
61



62 CRANK
62a THREADED CRANK



DOUBLE ARM
62b CRANK



COUPLING
63



63b STRIP
COUPLING



THREADED
COUPLING
63c



63d SHORT
COUPLING



THREADED
BOSS
64



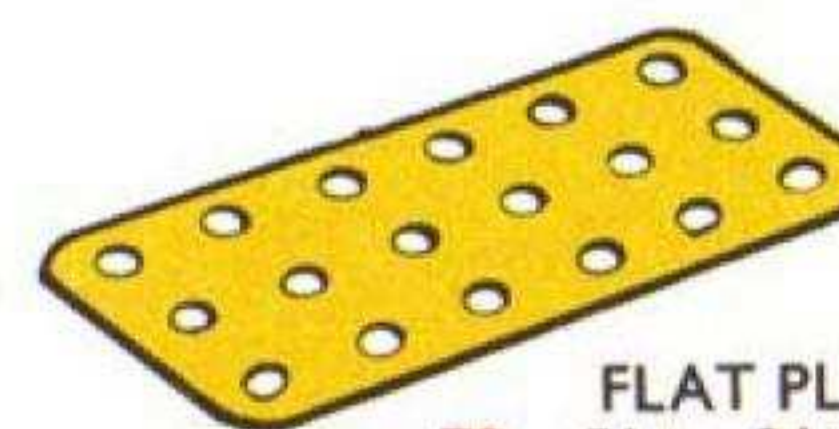
CENTRE FORK
65



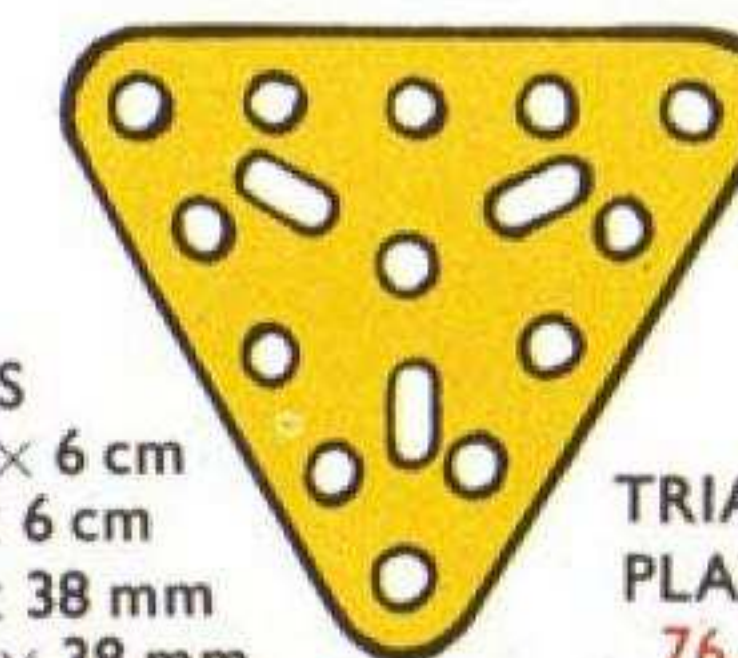
SET SCREW
69 - 3/8"; 4 mm



GRUB SCREWS
69a - 3/8"; 4 mm
69b - 3/8"; 5 mm
69c - 3/8"; 3 mm



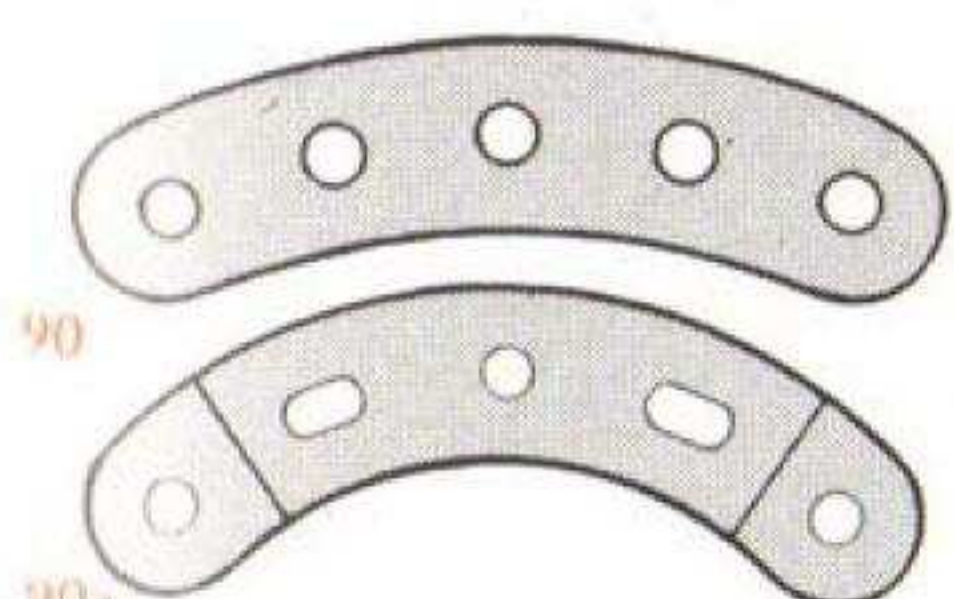
FLAT PLATES
70 - 5 1/2" x 2 1/2"; 14 x 6 cm
72 - 2 1/2" x 2 1/2"; 6 x 6 cm
73 - 3" x 1 1/2"; 75 x 38 mm
74 - 1 1/2" x 1 1/2"; 38 x 38 mm



TRIANGULAR
PLATES
76 - 2 1/2"; 6 cm
77 - 1"; 25 mm




SCREWED RODS
78 - 1 1/2"; 29 cm
79 - 8"; 20 cm
79a - 6"; 15 cm
80 - 5"; 12 1/2 cm
80a - 3 1/2"; 9 cm
80b - 4 1/2"; 11 1/2 cm
80c - 3"; 7 1/2 cm
81 - 2"; 5 cm
82 - 1"; 25 mm



89 CURVED STRIP
89 - 5 1/2"; 14 cm
90 CURVED STRIP
90 - 2 1/2"; 6 cm

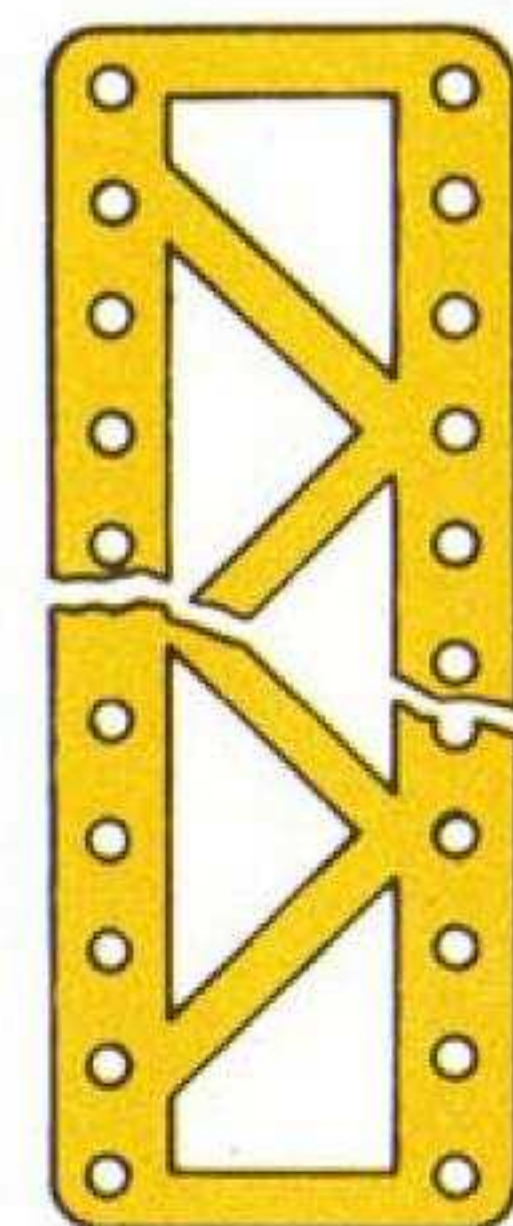
90a CURVED STRIP
89a - 3"; 7 1/2 cm
89b - 4"; 10 cm
90a - 2 1/2"; 6 cm




SPROCKET
CHAIN
94 - 40";
1 metre



SPROCKET WHEELS
95 - 2"; 5 cm
95a - 1 1/2"; 38 mm
95b - 3"; 75 mm
96 - 1"; 25 mm
96a - 3/4"; 19 mm



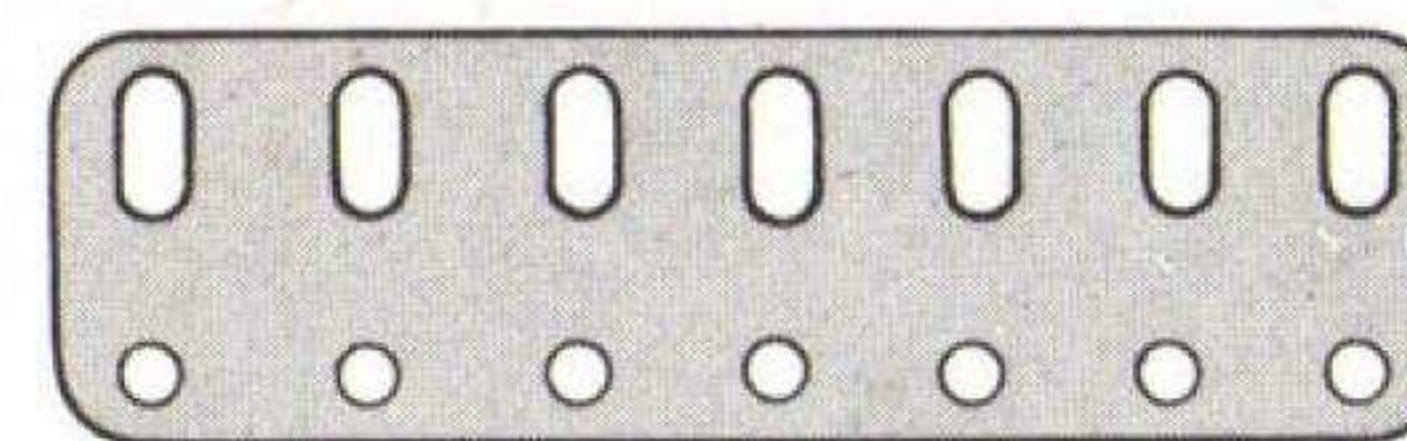
HEALD FOR LOOM
101



SINGLE BENT
STRIP 102

BRACED GIRDERS

97 - 3 1/2"; 9 cm
99 - 12 1/2"; 32 cm
99a - 9 1/2"; 24 cm
99b - 7 1/2"; 19 cm
100 - 5 1/2"; 14 cm

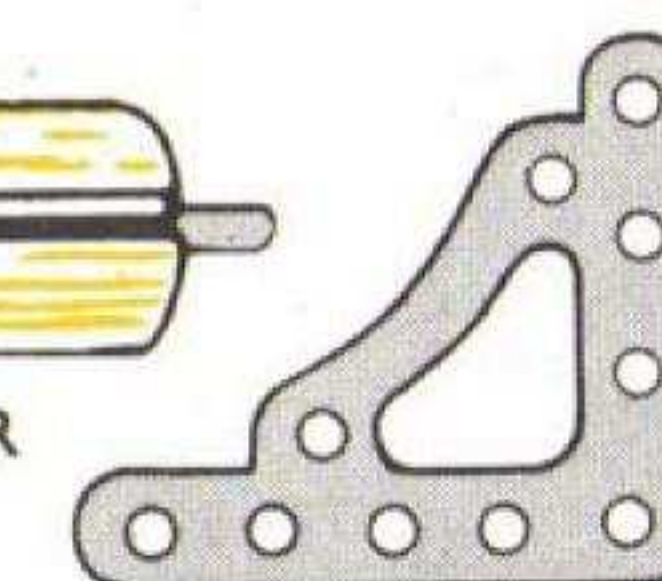


FLAT GIRDERS

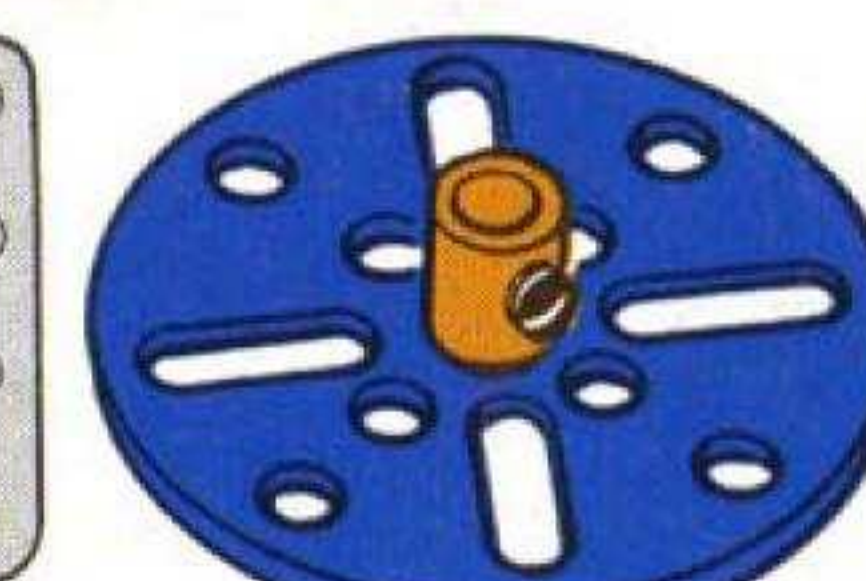
103 - 5 1/2"; 14 cm
103a - 9 1/2"; 24 cm
103b - 12 1/2"; 32 cm
103c - 4 1/2"; 11 1/2 cm
103d - 3 1/2"; 9 cm
103e - 3"; 7 1/2 cm
103f - 2 1/2"; 6 cm
103g - 2"; 5 cm
103h - 1 1/2"; 38 mm
103k - 7 1/2"; 19 cm



WOOD ROLLER
106



CORNER GUSSET
108



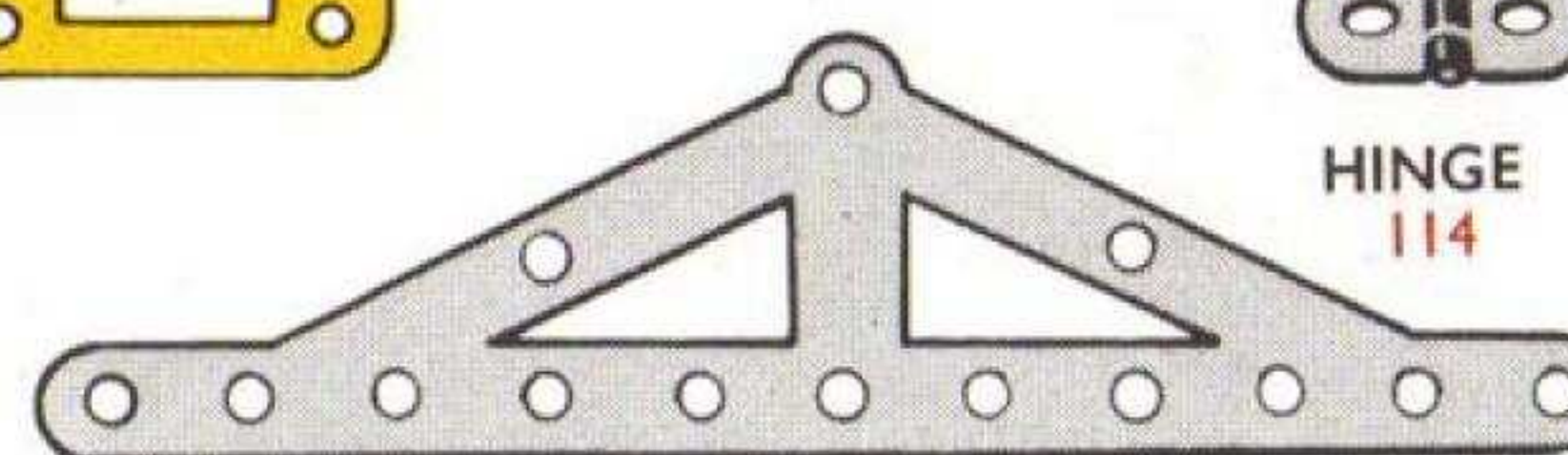
FACE PLATE
109 - 2 1/2"; 6 cm



RACK STRIPS
110 - 3 1/2"; 9 cm
110a - 6 1/2"; 16 1/2 cm




BOLTS
111 - 3/8"; 19 mm
111a - 1/2"; 12 mm
111c - 5/8"; 9 1/2 mm
111d - 1 1/8"; 28 1/2 mm



GIRDER FRAME
113



HINGE
114



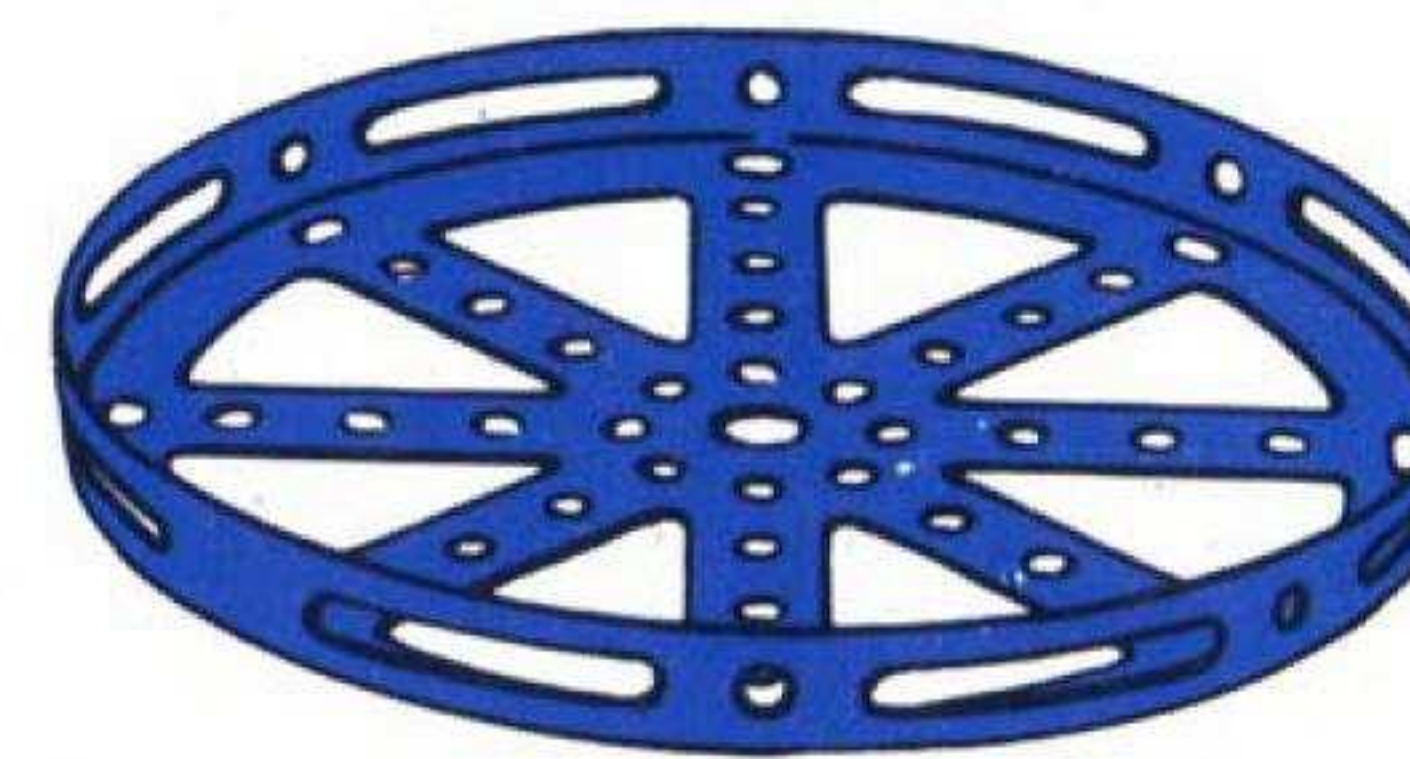
115a
THREADED PINS
115 - 3/8"; 15 mm
115a long. 1 1/8"; 34 mm



FORK
PIECE
LARGE
116



116a
FORK
PIECE
SMALL



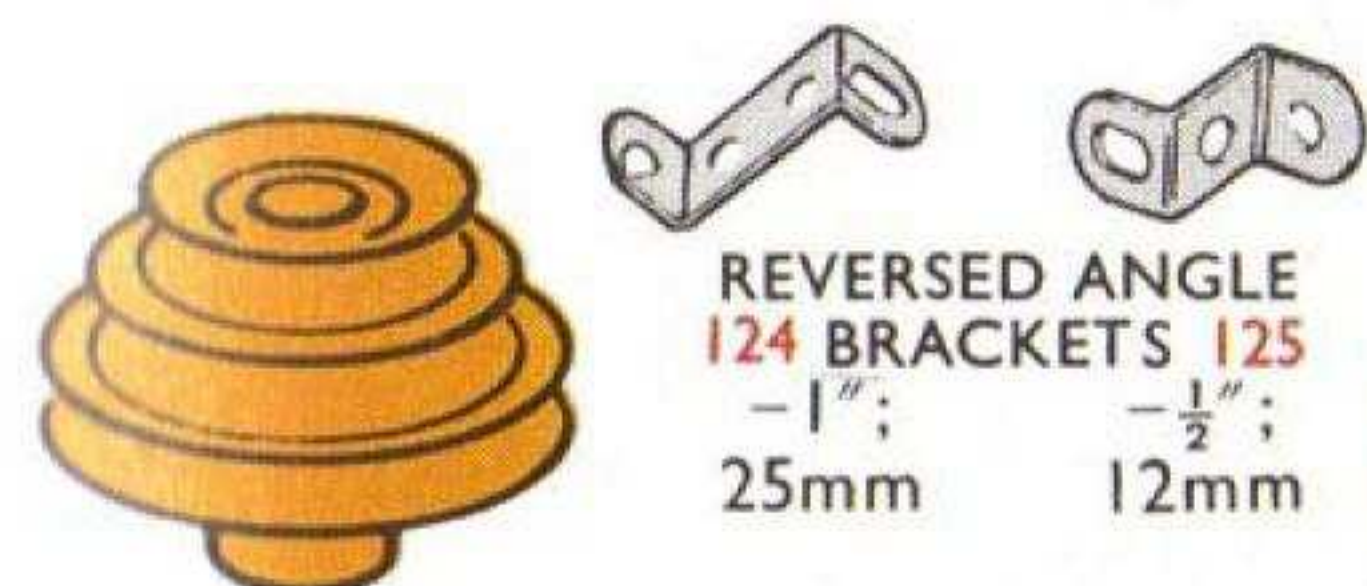
HUB DISC
118 - 5 1/2"; 14 cm



COMPRESSION
SPRING
120b - 3/8"; 14 mm

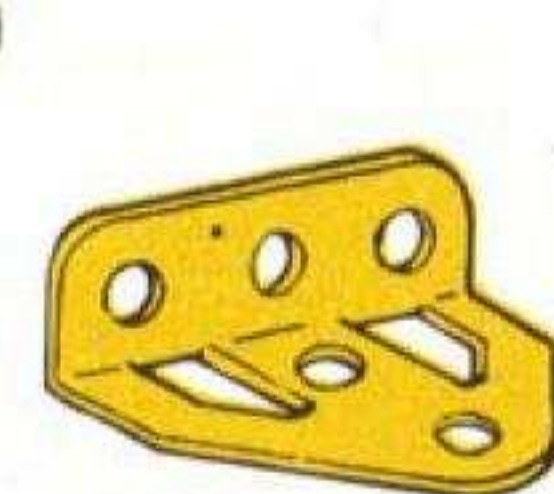


LOADED SACK
122




CONE PULLEY
123 - 1 1/2" x 1" x 3/4";
32 x 25 x 19 mm

REVERSED ANGLE
124 BRACKETS 125
- 1"; 25mm
- 1/2"; 12mm



TRUNNION
126



FLAT TRUNNION
126a



BELL CRANK
128



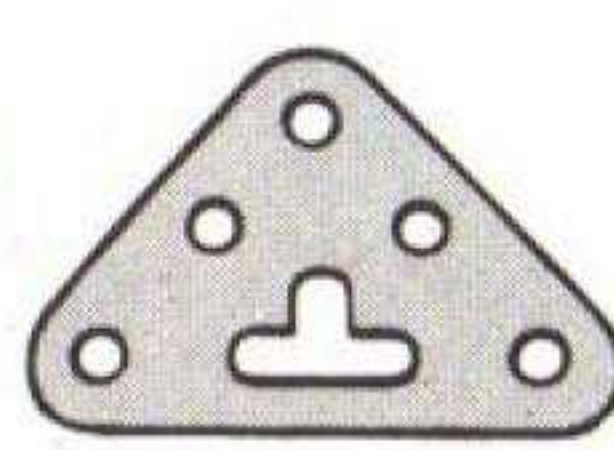
ECCENTRIC
TRIPLE THROW
130 - 1/4" x 3/8" x 1/2";
6 x 9 x 12 mm



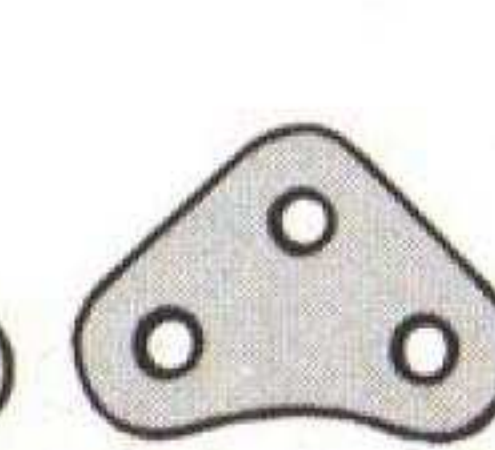
ECCENTRIC
SINGLE THROW
130a - 1/4"; 6 mm



CAM
131




CORNER BRACKETS
133 - 1 1/2"; 38 mm
133a - 1"; 25 mm



CRANK SHAFT
134 - 1"; 25 mm



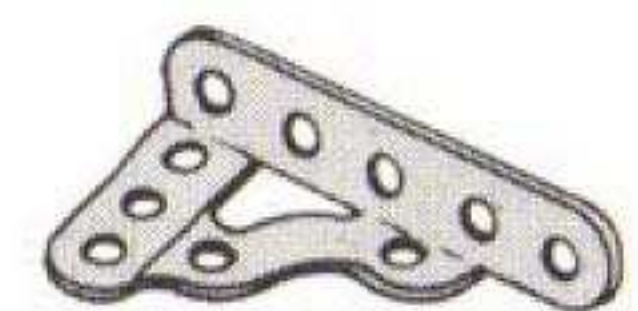
HANDRAIL HANDRAIL
SUPPORT
136
COUPLING
136a



WHEEL FLANGE
137



SHIP'S FUNNEL
138



FLANGED BRACKET
139 (right)
139a (left)



UNIVERSAL COUPLING
140



MOTOR TYRES
142a - 2"; 5 cm
142b - 3"; 7 1/2 cm
142c - 1"; 25 mm
142d - 1 1/2"; 38 mm




CIRCULAR GIRDER
143 - 5 1/2"; 14 cm



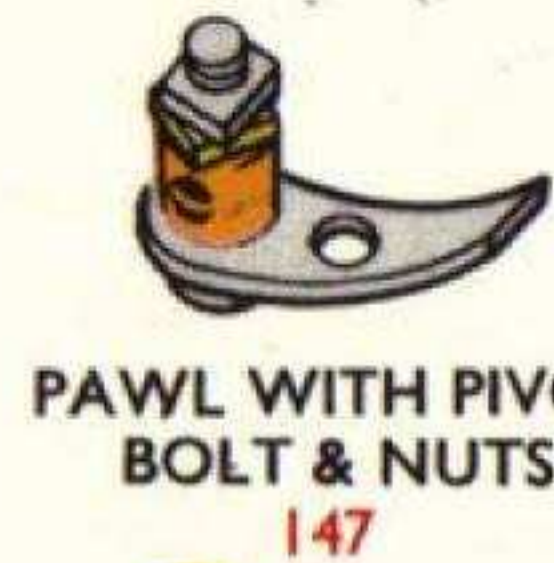
DOG CLUTCH
144



CIRCULAR STRIP
145 - 7 1/2"; 19 cm



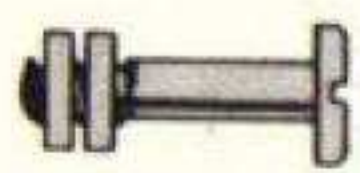
CIRCULAR PLATES
146a - 4"; 10 cm
146 - 6"; 15 cm



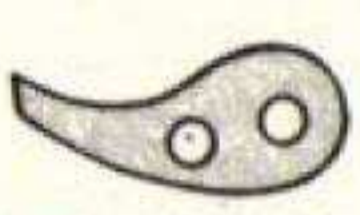
PAWL WITH PIVOT BOLT & NUTS
147



PAWL
147a



PIVOT BOLT
147b




147c PAWL WITHOUT BOSS



RATCHET WHEEL
148




PULLEY BLOCKS
153 TRIPLE
151 SINGLE




CORNER ANGLE BRACKET
154a - 1 1/2"; 12 mm (right)
154b - 1 1/2"; 12 mm (left)



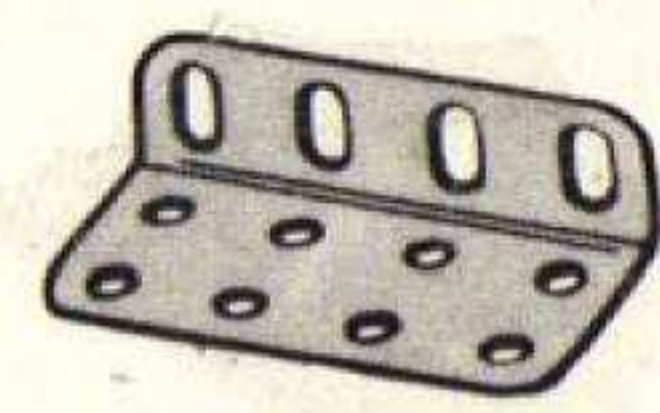
RUBBER RING
155 - 1"; 25 mm



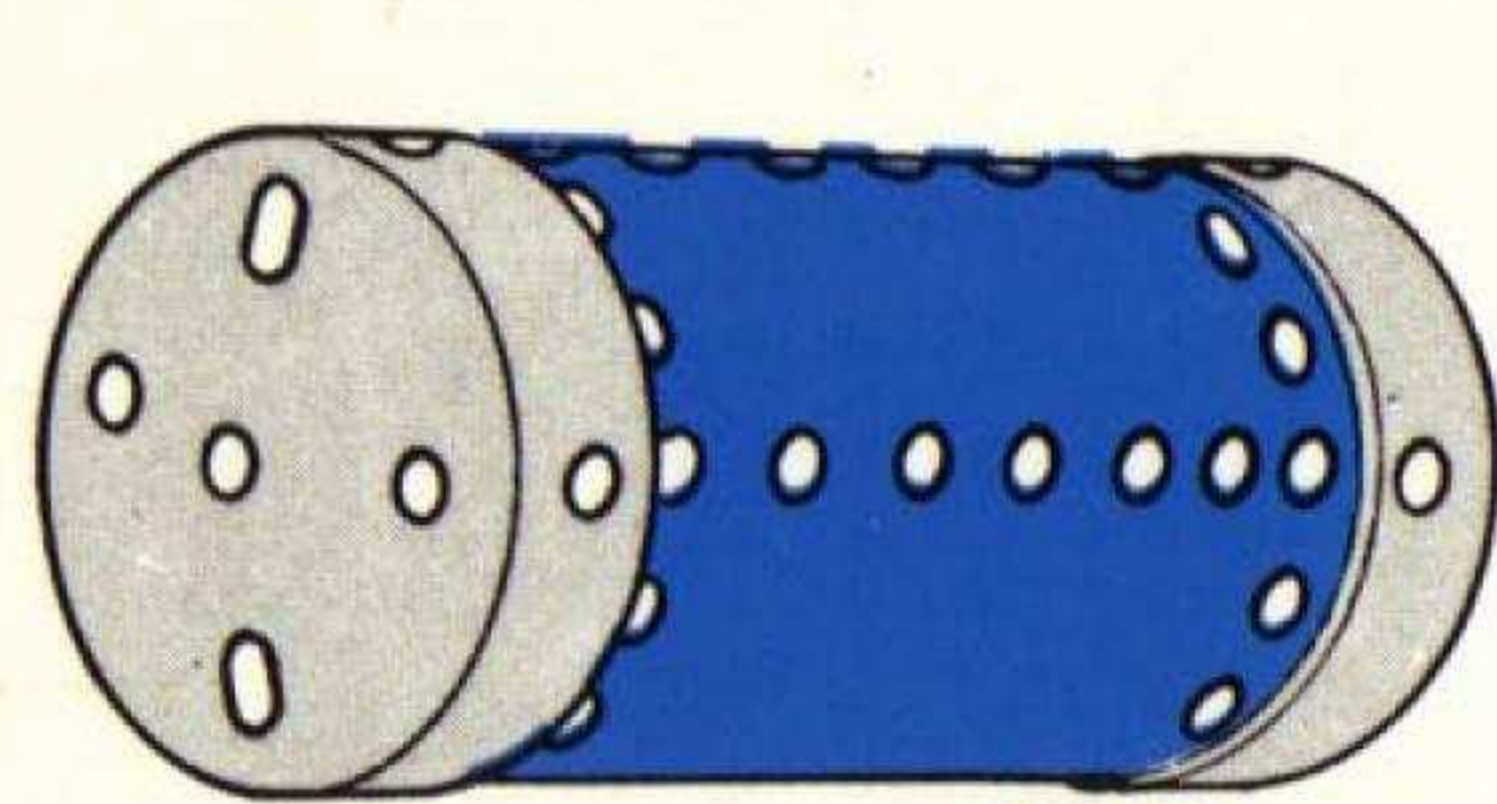
FAN
157 - 2"; 5 cm



CHANNEL BEARING
160 - 1 1/2" x 1" x 1/2";
38 x 25 x 12 mm



GIRDER BRACKET
161 - 2" x 1" x 1/2";
50 x 25 x 12 mm



BOILER
162 BOILER COMPLETE - 5" x 2 1/8"; 12 1/2 x 5 cm
162a BOILER END - 2 1/8" x 3/4"; 50 x 19 mm



SLEEVE PIECE
163 - 1 1/2" x 1 1/2";
38 x 17 mm



CHIMNEY ADAPTOR
164 - 3/8" x 1/2";
16 x 12 mm



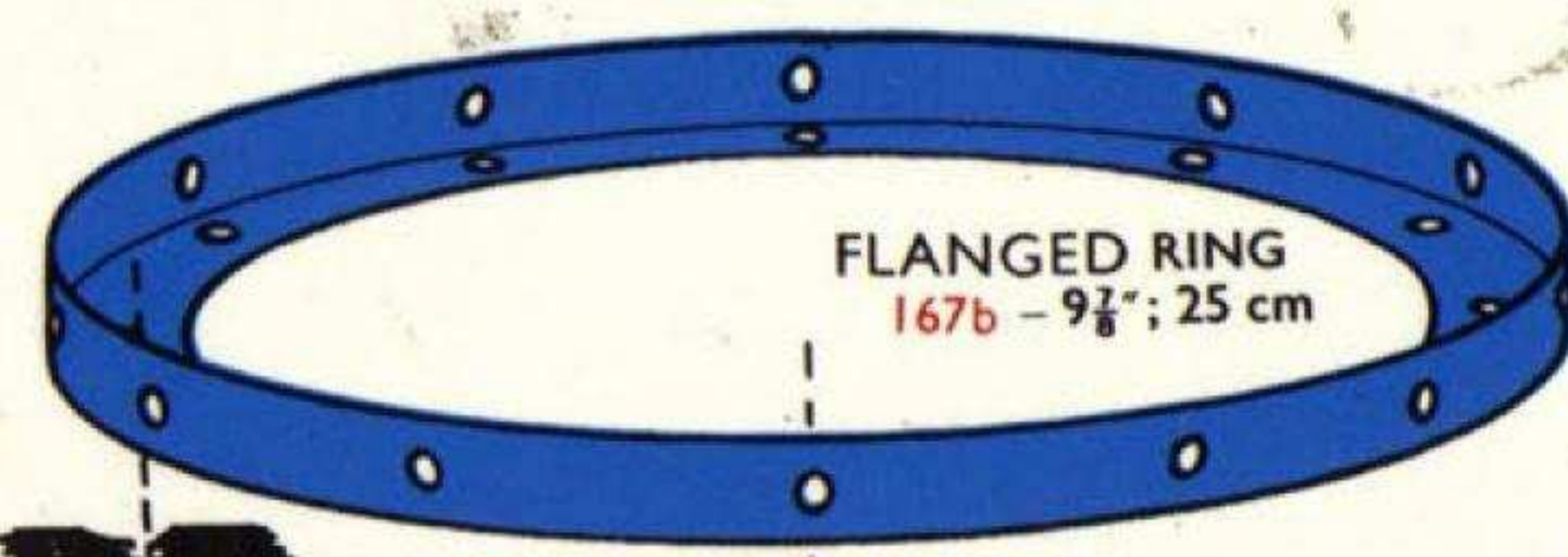
SWIVEL BEARING
165




END BEARING
166



LARGE TOOTHED QUADRANT PINION
167c



FLANGED RING
167b - 9 3/4"; 25 cm



LARGE TOOTHED QUADRANT
167a



168b BALL THRUST BEARING COMPLETE 4"; 10 cm
168a AND 168b BALL THRUST RACES
168c BALL CAGE



168d BALL
3/8"; 9 1/2 mm



173a ADAPTOR FOR SCREWED ROD



171 SOCKET COUPLING



176 ANCHORING SPRING



175 FLEXIBLE COUPLING UNIT



179 ROD SOCKET



GEAR RING
180 - 3 1/2"; 9 cm



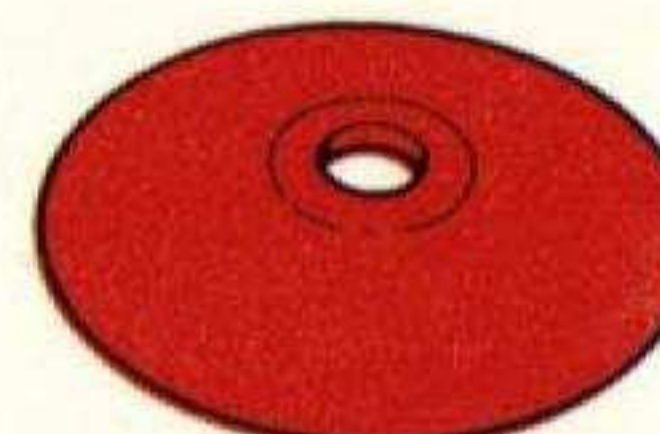
STEERING WHEELS
185 - 1 1/2"; 4 1/2 cm
185a - 2 1/2"; 60 mm




DRIVING BANDS
light
186 - 2 1/2"; 6 cm 186c - 10"; 25 cm
heavy
186a - 6"; 15 cm 186d - 15"; 37 1/2 cm
186b - 10"; 25 cm 186e - 20"; 50 cm



ROAD WHEELS
187 - 2 1/2"; 60 mm
187b - 4 1/2"; 108 mm

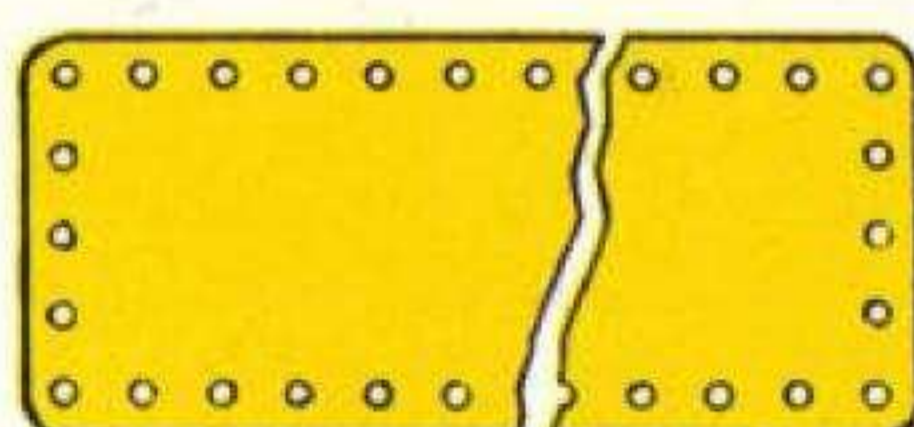


CONICAL DISC
187a - 1 7/8"; 47 mm

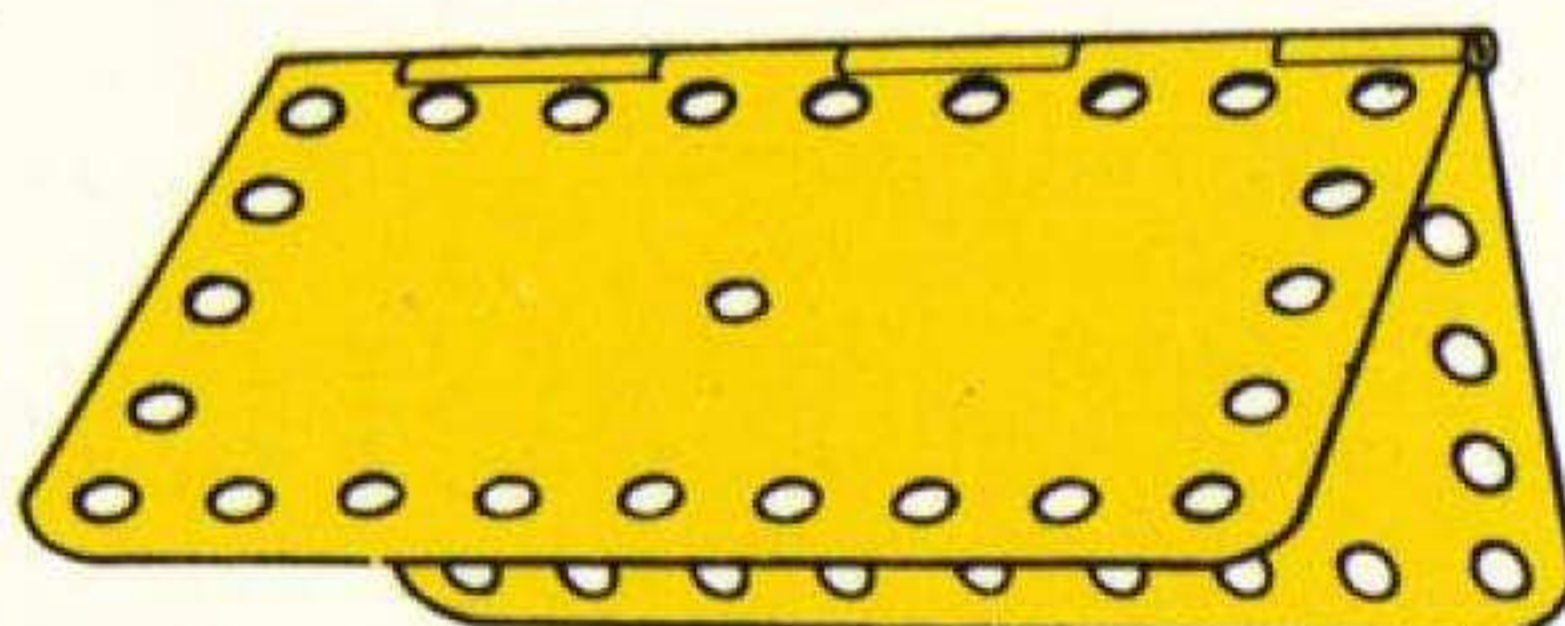


188


- | FLEXIBLE PLATES | | BLUE PLASTIC PLATES | |
|--------------------|----------------------------------|---------------------|--------------------------------|
| 188 | - 2 1/2" x 1 1/2"; 60 x 38 mm | 193b | - 3 1/2" x 2 1/2"; 90 x 60 mm |
| 189 | - 5 1/2" x 1 1/2"; 140 x 38 mm | 193c | - 4 1/2" x 2 1/2"; 115 x 60 mm |
| 190 | - 2 1/2" x 2 1/2"; 6 x 6 cm | 193d | - 5 1/2" x 1 1/2"; 140 x 38 mm |
| 190a | - 3 1/2" x 2 1/2"; 9 x 6 cm | 193e | - 5 1/2" x 2 1/2"; 140 x 60 mm |
| 191 | - 4 1/2" x 2 1/2"; 11 1/2 x 6 cm | 194 | - 2 1/2" x 1 1/2"; 60 x 38 mm |
| 192 | - 5 1/2" x 2 1/2"; 14 x 6 cm | 194a | - 2 1/2" x 2 1/2"; 60 x 60 mm |
| TRANSPARENT PLATES | | 194b | - 3 1/2" x 2 1/2"; 90 x 60 mm |
| 193 | - 2 1/2" x 1 1/2"; 60 x 38 mm | 194c | - 4 1/2" x 2 1/2"; 115 x 60 mm |
| 193a | - 2 1/2" x 2 1/2"; 60 x 60 mm | 194d | - 5 1/2" x 1 1/2"; 140 x 38 mm |
| | | 194e | - 5 1/2" x 2 1/2"; 140 x 60 mm |




STRIP PLATES
195 - 7 1/2" x 2 1/2"; 19 x 6 cm
196 - 9 1/2" x 2 1/2"; 24 x 6 cm
197 - 12 1/2" x 2 1/2"; 32 x 6 cm




HINGED FLAT PLATE
198 - 4 1/2" x 2 1/2"; 11 1/2 x 6 cm



CURVED PLATE U SECTION
199 - 2 1/2" x 2 1/2" x 3/32";
60 x 60 x 7 mm




CURVED PLATE
200 - 2 1/2" x 2 1/2" x 1 1/8";
60 x 60 x 43 mm



FLEXIBLE GUSSET PLATE
201 - 2 1/2" x 2 1/2";
60 x 60 mm



HELICAL GEARS
211a - 1 1/2"; 12 mm
211b - 1 1/2"; 38 mm
can only be used together.



212 ROD AND STRIP CONNECTOR
212a ROD AND STRIP CONNECTOR RIGHT ANGLE
212b

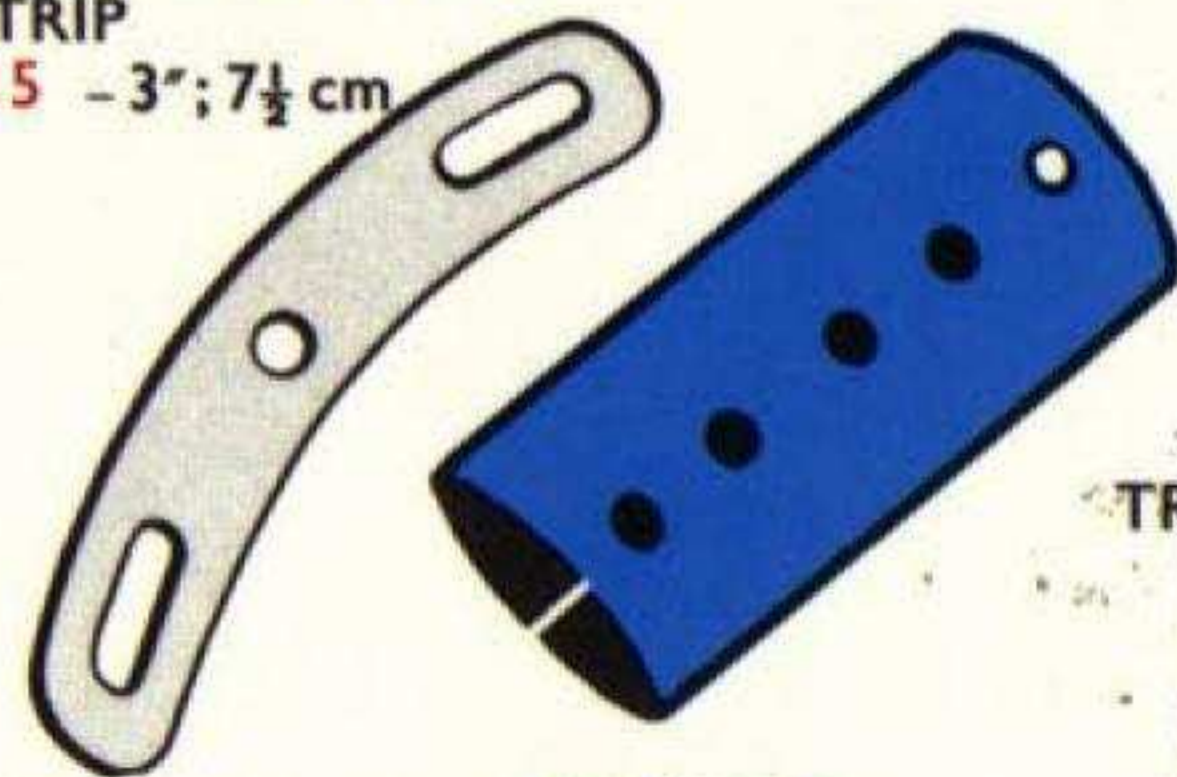


213 ROD CONNECTORS

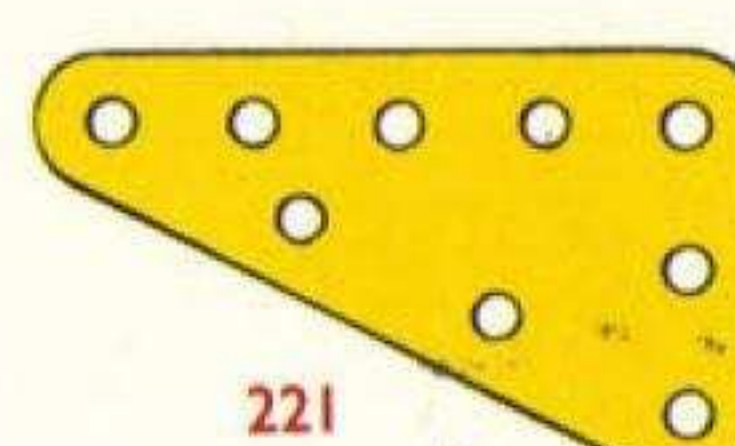


SEMI-CIRCULAR PLATE
214 - 2 1/2"; 6 cm

FORMED SLOTTED STRIP
215 - 3"; 7 1/2 cm



CYLINDER
216 - 2 1/2" x 1 1/2";
60 x 30 mm



221


- | TRIANGULAR FLEXIBLE PLATES | |
|----------------------------|-------------------------------|
| 221 | - 2 1/2" x 1 1/2"; 60 x 38 mm |
| 222 | - 2 1/2" x 2"; 60 x 50 mm |
| 223 | - 2 1/2" x 2 1/2"; 60 x 60 mm |
| 224 | - 3 1/2" x 1 1/2"; 90 x 38 mm |
| 225 | - 3 1/2" x 2"; 90 x 50 mm |
| 226 | - 3 1/2" x 2 1/2"; 90 x 60 mm |



223 KEY BOLT
231



ROD WITH KEYWAY
230 - 4"; 10 cm



- | NARROW STRIPS | |
|---------------|----------------------------------|
| 235 | - 2 1/2" x 1 1/2"; 60 mm x 9 mm |
| 235a | - 3" x 1 1/2"; 75 mm x 9 mm |
| 235b | - 3 1/2" x 1 1/2"; 90 mm x 9 mm |
| 235d | - 4 1/2" x 1 1/2"; 115 mm x 9 mm |
| 235f | - 5 1/2" x 1 1/2"; 140 mm x 9 mm |