







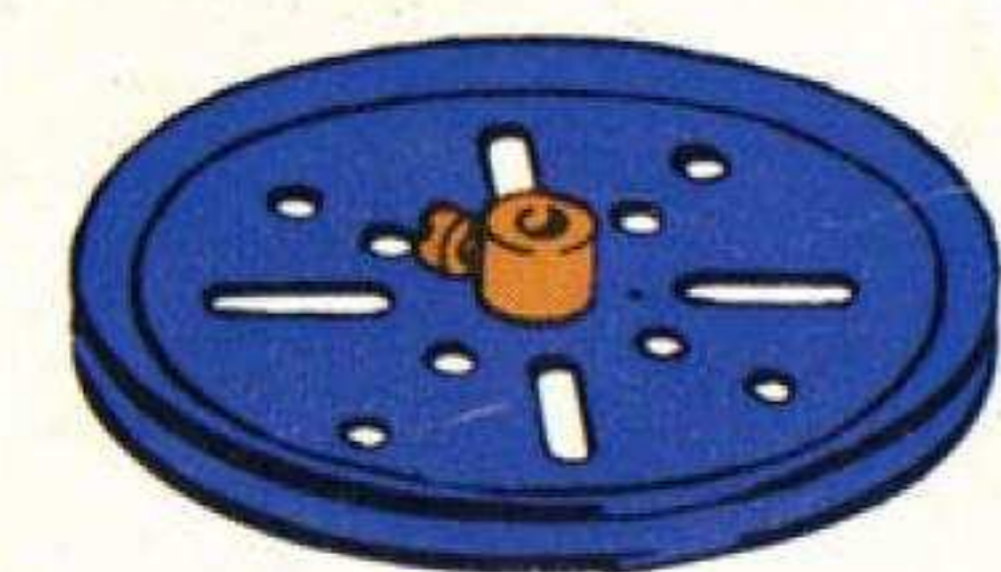

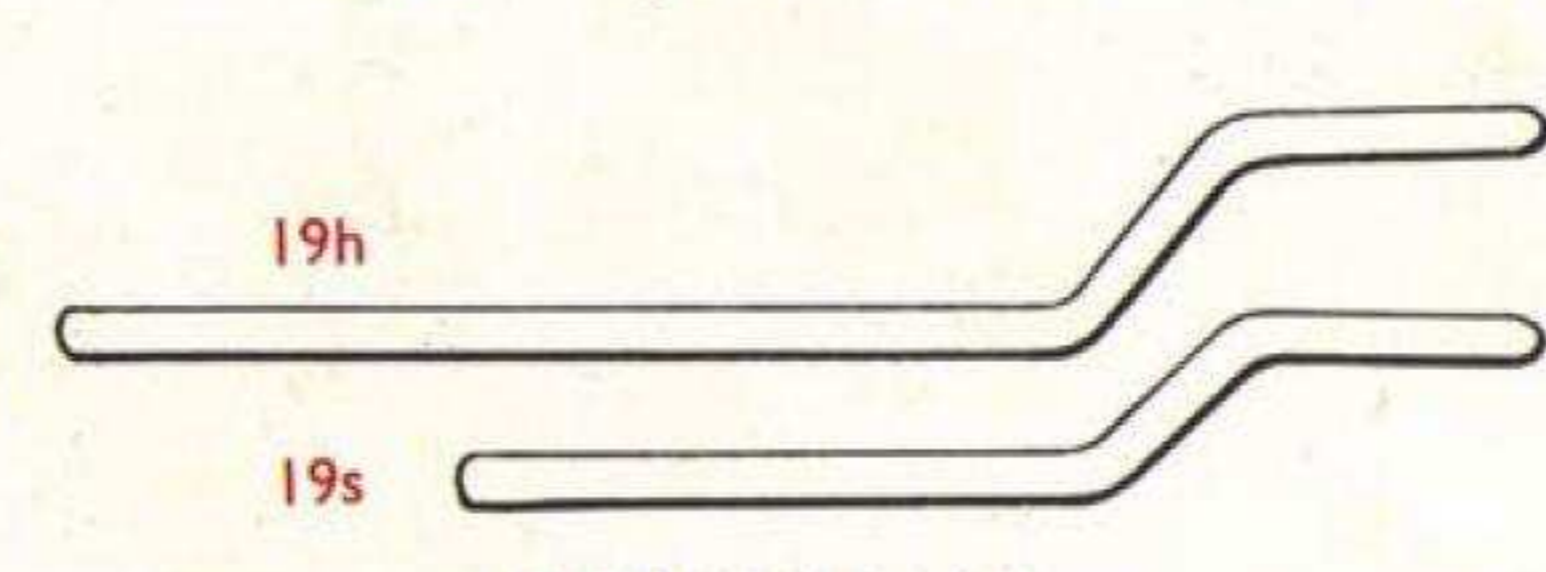



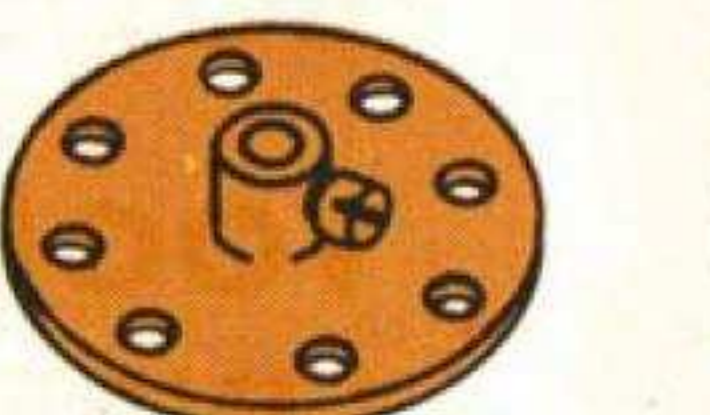
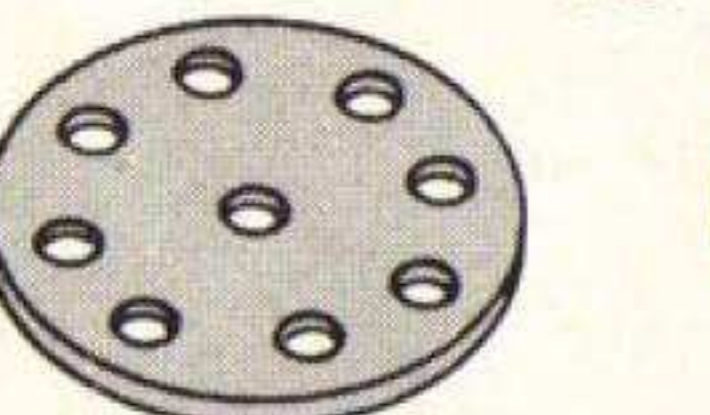
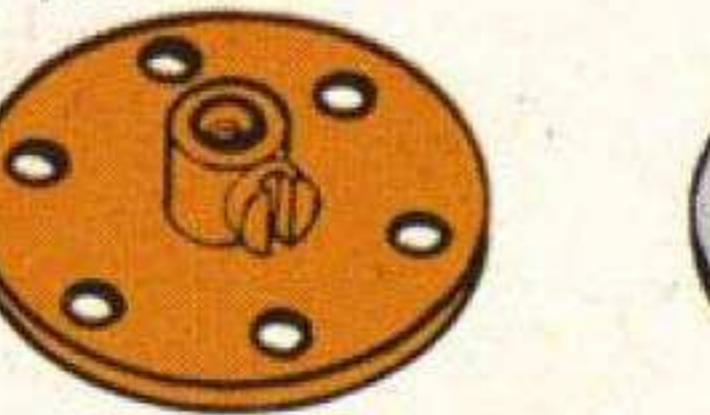
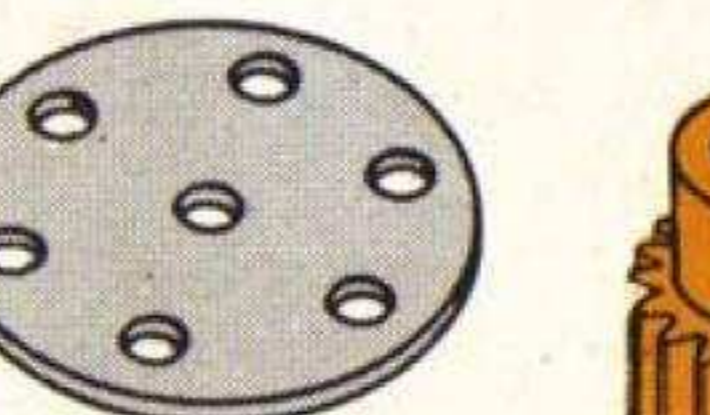







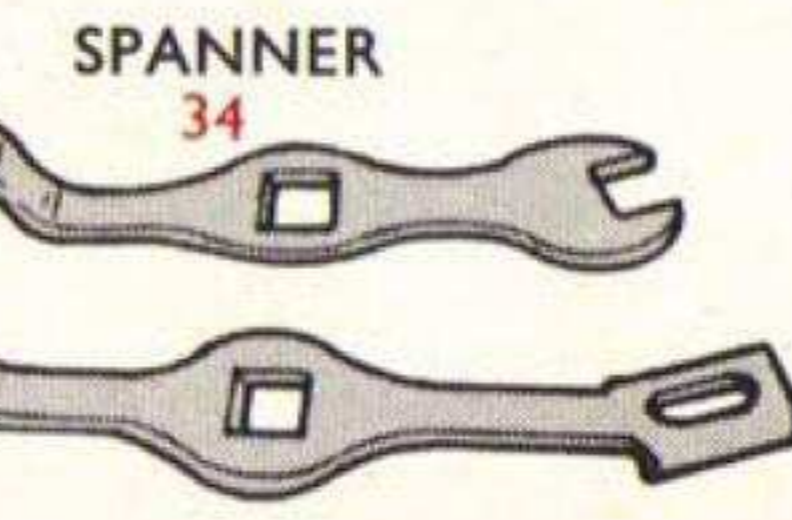

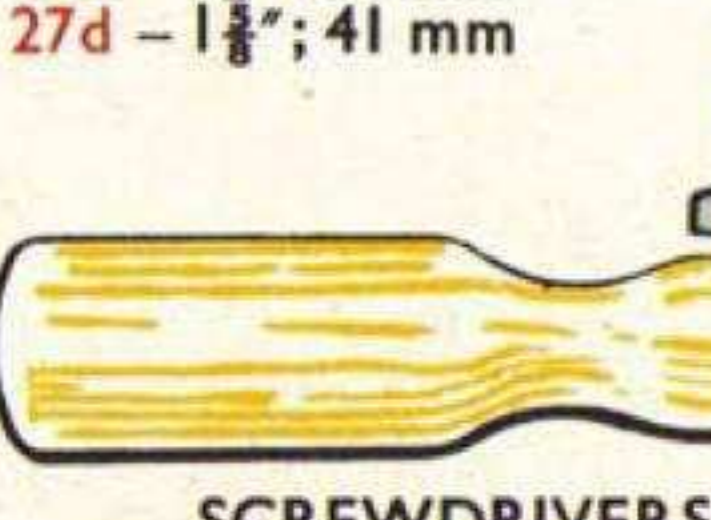
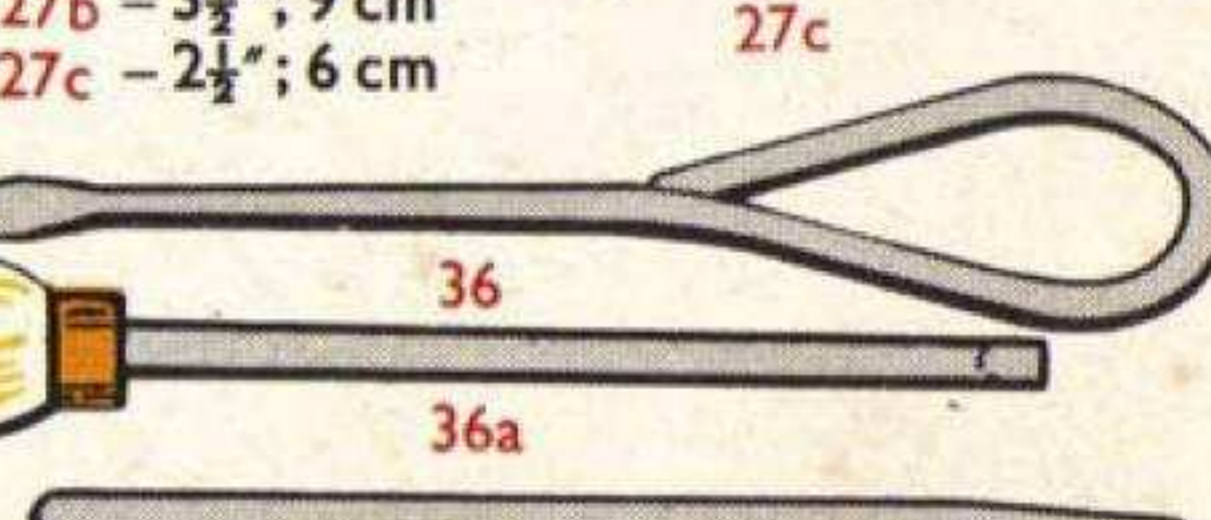
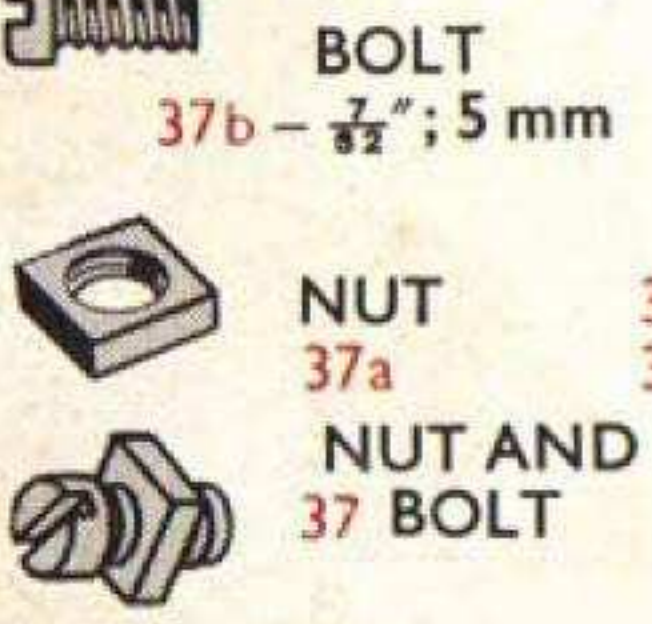


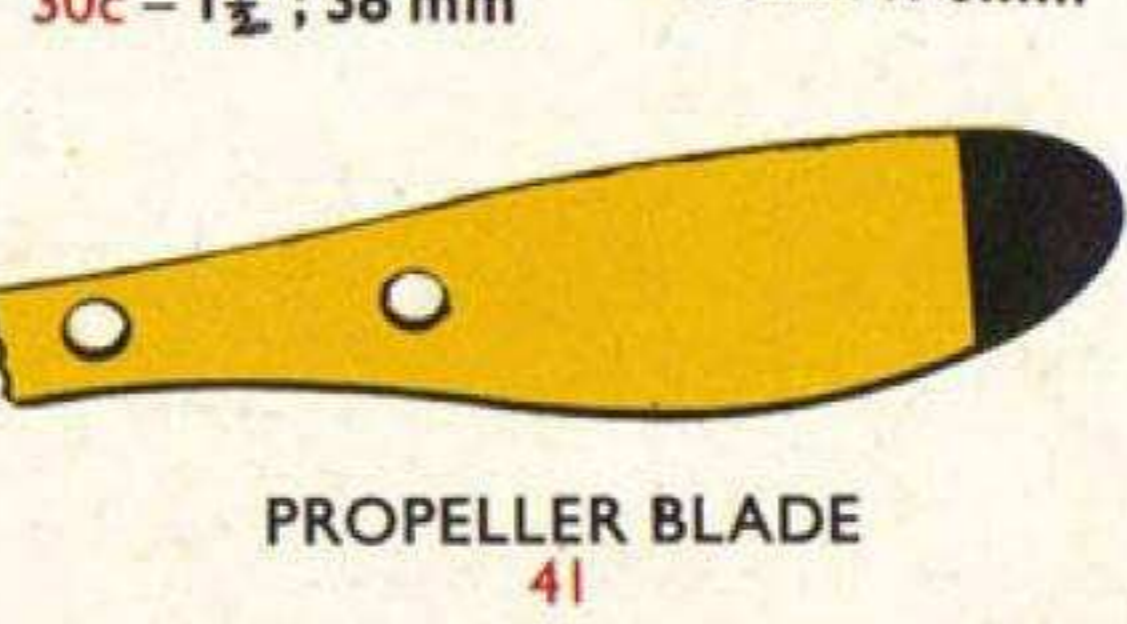


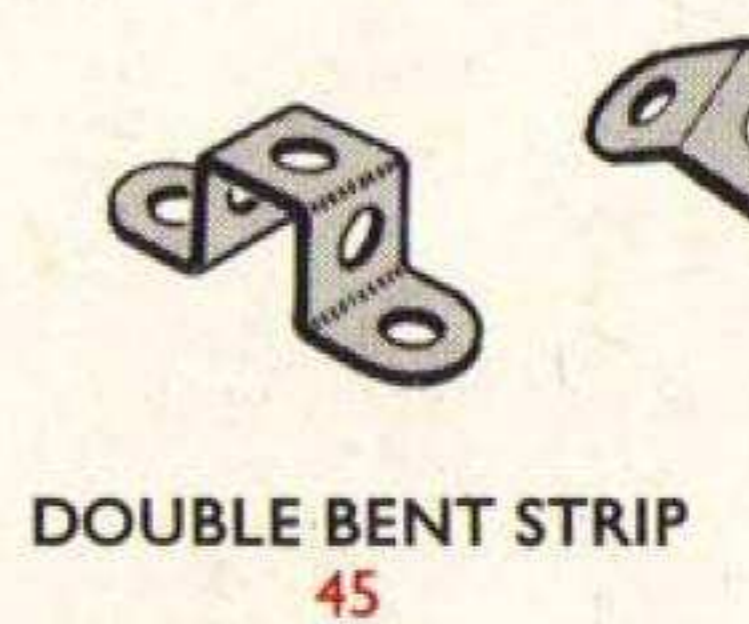
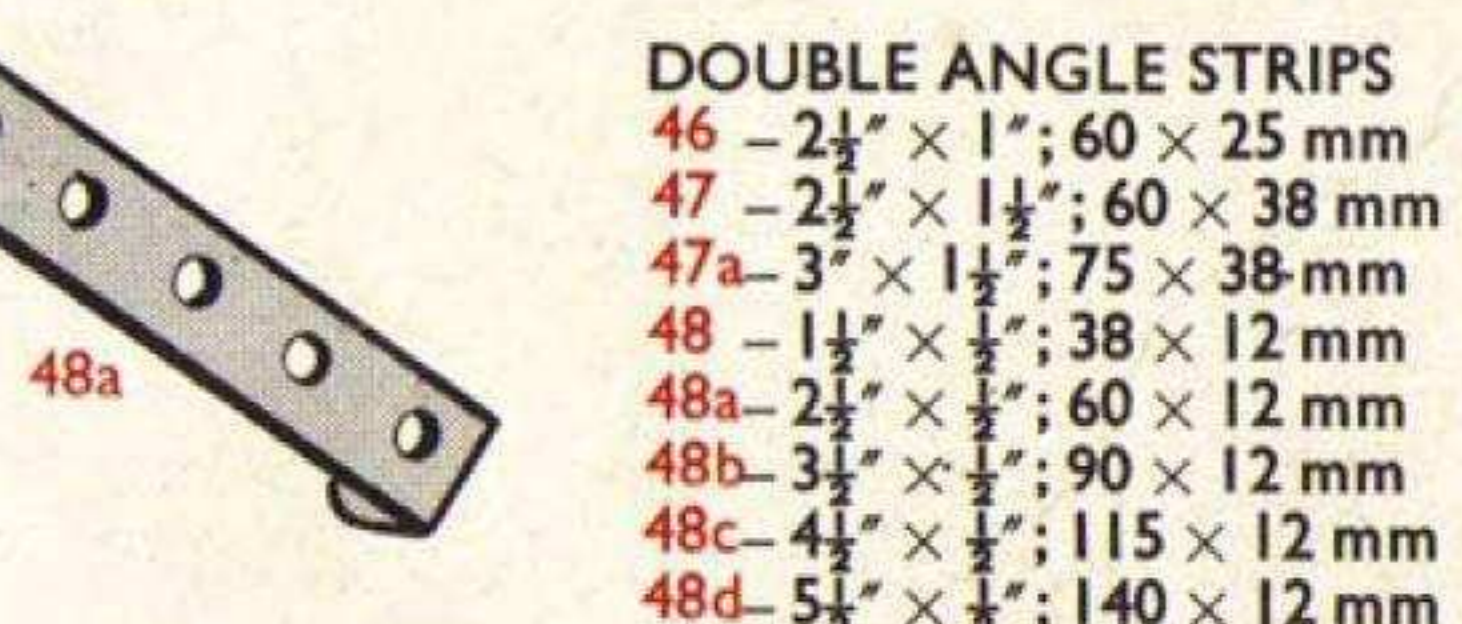



MECCANO[®]

**BOOK OF MODELS
VOORBEELDENBOEK
LIVRE DES MODÈLES
LIBRO DEI MODELLI
MODELLBUCH
MODELLBOK
LIBRO DE MODELOS
LIVRO DE MODELOS
MODELLBOK**

4

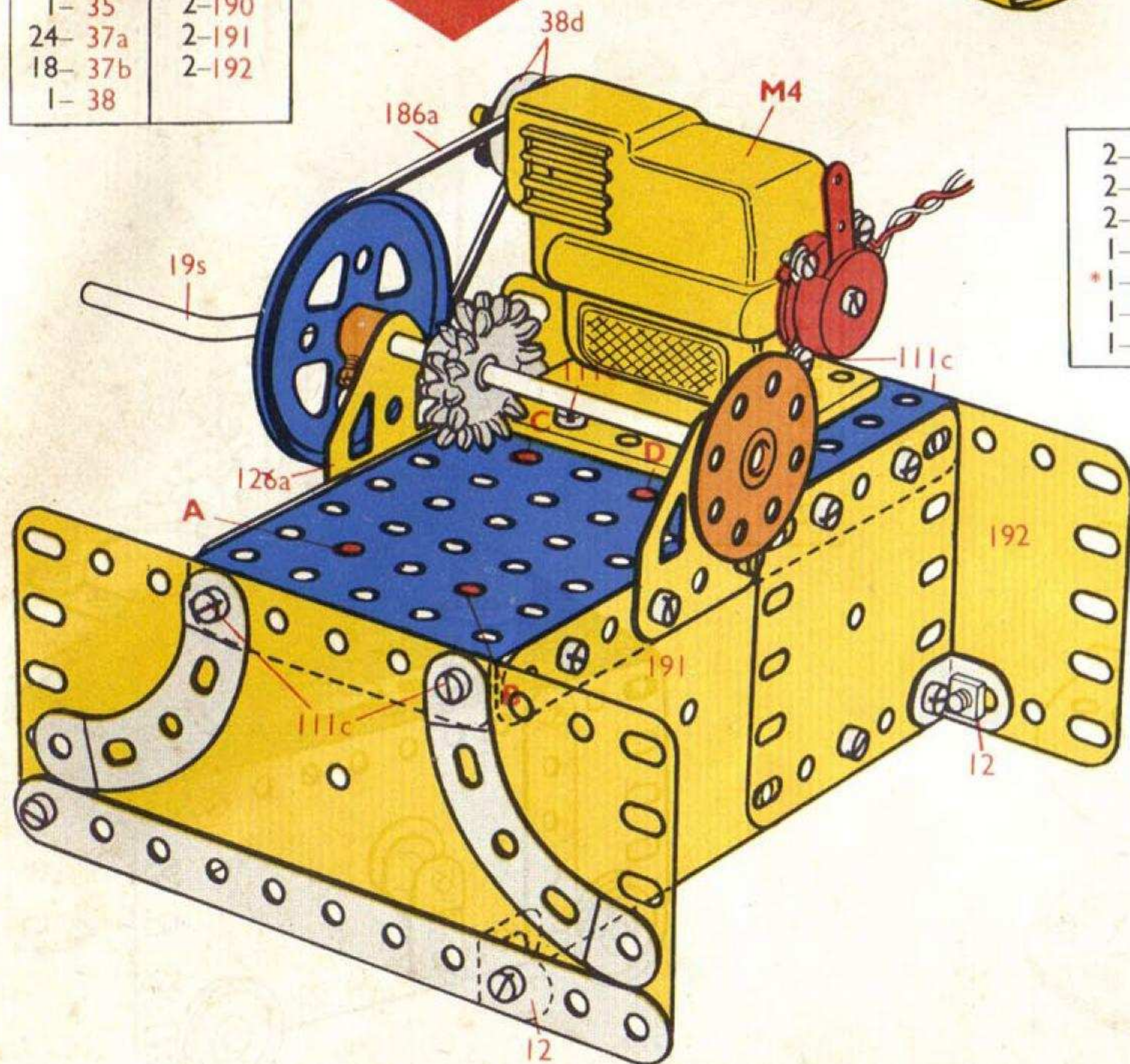
Complete list of Meccano Parts
 Komplete lijst van Meccano-onderdelen
 Liste complète des pièces Meccano
 Distinta delle componenti del Corredo Meccano
 Vollständige Liste der Meccano-Teile
 Fullständig förteckning över Meccanodelar
 Lista completa de piezas de Meccano
 Lista completa de peças do Meccano
 Komplet list over Meccanodeler

| | | | | | | | | |
|--|---|--|---|---|---|--|---|---|
|  <p>5 PERFORATED STRIPS 6</p> <p>1 - 12½"; 32 cm 1a - 9½"; 24 cm 1b - 7½"; 19 cm 2 - 5½"; 14 cm 2a - 4½"; 11½ cm</p> <p>3 - 3½"; 9 cm 4 - 3"; 7½ cm 5 - 2½"; 6 cm 6 - 2"; 5 cm 6a 1½"; 38 mm</p> |  <p>9c ANGLE GIRDERS</p> <p>7 - 24½"; 62 cm 7a - 18½"; 47 cm 8 - 12½"; 32 cm 8a - 9½"; 24 cm 8b - 7½"; 19 cm 9 - 5½"; 14 cm</p> <p>9a - 4½"; 11½ cm 9b - 3½"; 9 cm 9c - 3"; 7½ cm 9d - 2½"; 6 cm 9e - 2"; 5 cm 9f - 1½"; 38 mm</p> |  <p>FISHPLATE 10</p> |  <p>DOUBLE BRACKET 11 - ½" × ½"; 12 × 12 mm</p> <p>DOUBLE BRACKET 11a - 1" × ½"; 25 × 12 mm</p> |  <p>12 ANGLE BRACKETS</p> <p>12 - ½" × ½"; 12 × 12 mm 12a - 1" × 1"; 25 × 25 mm 12b - 1" × ½"; 25 × 12 mm</p> |  <p>12c ANGLE BRACKET (OBTUSE) - ½" × ½"; 12 × 12 mm</p> |  <p>AXLE RODS</p> <p>13 - 11½"; 29 cm 13a - 8"; 20 cm 14 - 6½"; 16½ cm 14a - 5½"; 14 cm 15 - 5"; 13 cm 15a - 4½"; 11½ cm 15b - 4"; 10 cm</p> <p>16 - 3½"; 9 cm 16a - 2½"; 6 cm 16b - 3"; 7½ cm 17 - 2"; 5 cm 18a - 1½"; 38 mm 18b - 1"; 25 mm</p> | | |
|  <p>SPOKED WHEEL 19a - 3"; 75 mm</p> |  <p>PULLEYS 19b - 3"; 75 mm 20a - 2"; 5 cm</p> |  <p>PULLEY 19c - 6"; 15 cm</p> |  <p>CRANK HANDLE 19h - 5"; 13 cm 19s - 3½"; 9 cm</p> |  <p>FLANGED WHEELS 20 - 1½"; 28 mm 20b - ¾"; 19 mm</p> |  <p>PULLEY 21 - 1½"; 38 mm PULLEY 22 - 1"; 25 mm</p> | | | |
|  <p>22a - 1"; 25 mm 23 plastic - ½"; 12 mm 23a - ½"; 12 mm 23b metal - ½"; 12 mm</p> |  <p>BUSH WHEEL 24 - 1¾"; 34 mm</p> |  <p>WHEEL DISC 24a - 1¾"; 34 mm</p> |  <p>BUSH WHEEL 24b - 1¾"; 34 mm</p> |  <p>WHEEL DISC 24c - 1¾"; 34 mm</p> |  <p>PINIONS</p> <p>25 - ¾" × ¼"; 19 × 6 mm 25a - ¾" × ¼"; 19 × 12 mm 25b - ¾" × ¼"; 19 × 19 mm 26 - ¾" × ¼"; 12 × 6 mm 26a - ¾" × ¼"; 12 × 12 mm 26b - ¾" × ¼"; 12 × 19 mm 26c - 7⁄8" × ¼"; 11 × 6 mm</p> |  <p>GEAR WHEELS 27 - 1½"; 32 mm 27a - 1½"; 38 mm 27b - 3½"; 9 cm 27c - 2½"; 6 cm 27d - 1¾"; 41 mm</p> | | |
|  <p>27f MULTI-PURPOSE GEAR WHEEL</p> |  <p>CONTRATE WHEEL 28 - 1½"; 38 mm 29 - ¾"; 19 mm</p> |  <p>BEVEL GEAR 30 - 7⁄8"; 22 mm For use in pairs.</p> |  <p>BEVEL GEARS 30a - ½"; 12 mm 30b - ¾"; 19 mm 30c - 1½"; 38 mm can only be used together.</p> |  <p>GEAR WHEEL 31 - 1" × ¼" 25mm x 6mm</p> |  <p>WORM 32 - ½"; 12 mm</p> |  <p>SPANNER 34</p> |  <p>SPRING CLIP 35</p> |  <p>SCREWDRIVERS 36 36a</p> |
|  <p>BOLT 37b - ¾"; 5 mm NUT 37a NUT AND BOLT 37</p> |  <p>WASHERS 38 - ¾"; 10 mm 38d - ¾"; 19 mm</p> |  <p>HANK OF CORD 40</p> |  <p>PROPELLER BLADE 41</p> |  <p>TENSION SPRING 43 - 2"; 5 cm</p> |  <p>BENT STRIP STEPPED 44</p> |  <p>DOUBLE BENT STRIP 45</p> |  <p>DOUBLE ANGLE STRIPS</p> <p>46 - 2½" × 1"; 60 × 25 mm 47 - 2½" × 1½"; 60 × 38 mm 47a - 3" × 1½"; 75 × 38 mm 48 - 1½" × ½"; 38 × 12 mm 48a - 2½" × ½"; 60 × 12 mm 48b - 3½" × ½"; 90 × 12 mm 48c - 4½" × ½"; 115 × 12 mm 48d - 5½" × ½"; 140 × 12 mm</p> |  <p>SLIDE PIECE 50</p> |

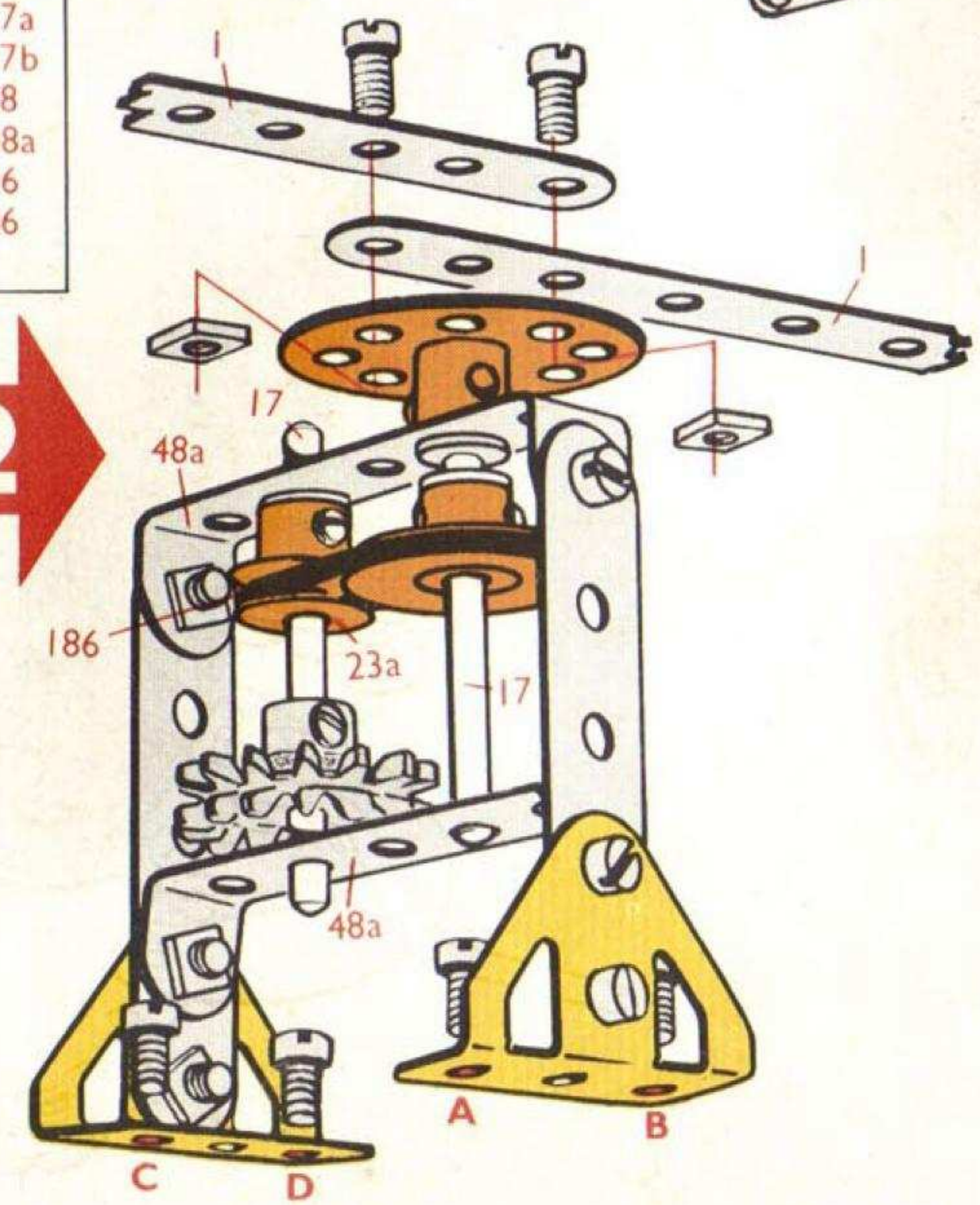
4.1.

Flying Jets
Vliegende straalvliegtuigen
Avions à réaction en vol
Aviogetti in volo
Düsenflieger
Flygande jetplan
Aviones reactores
Aviões de jacto
Jetfly

| | |
|---------|---------|
| 2- 2 | 2- 38d |
| 2- 12 | 1- 52 |
| 1- 19s | 4- 90a |
| 1- 20a | 6-111c |
| 1- 24 | 2-126a |
| 1- 27f | *1-186a |
| 1- 35 | 2-190 |
| 24- 37a | 2-191 |
| 18- 37b | 2-192 |
| 1- 38 | |

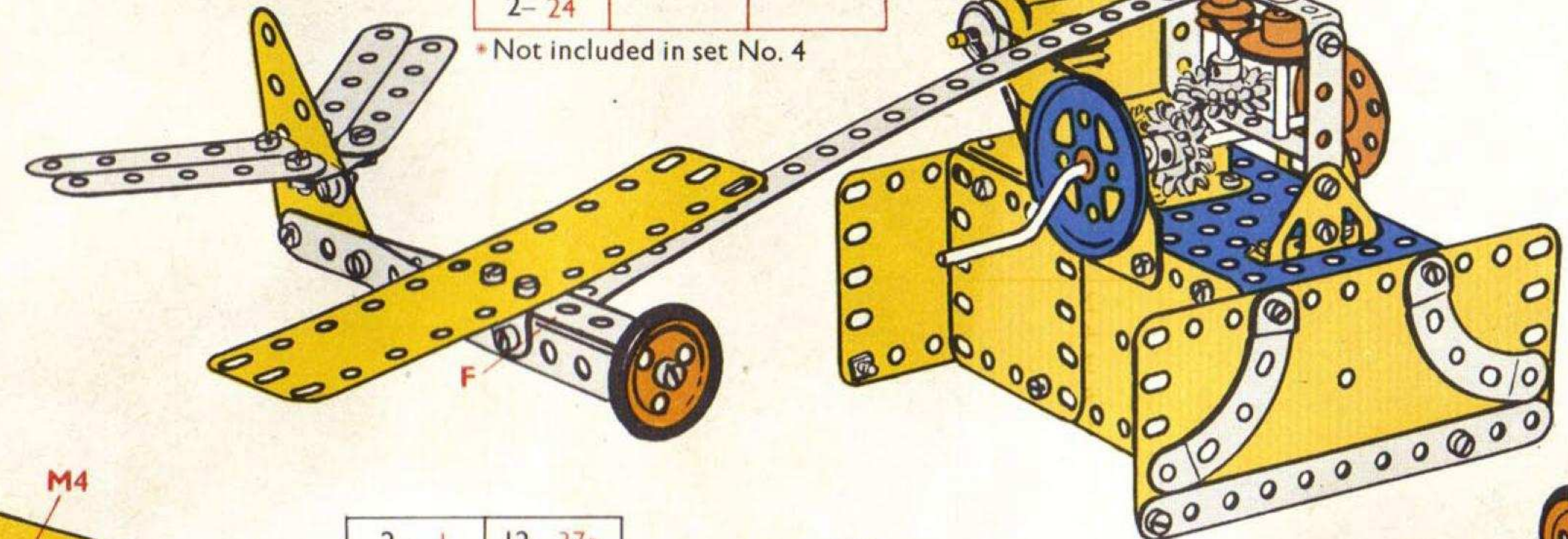


| | |
|---------|---------|
| 2- 1 | 12- 37a |
| 2- 5 | 12- 37b |
| 2- 17 | 4- 38 |
| 1- 22 | 2- 48a |
| *1- 23a | 2-126 |
| 1- 24 | *1-186 |
| 1- 27f | |




| | | |
|---------|---------|---------|
| 2- 1 | 2- 27f | 2-126 |
| 6- 2 | 1- 35 | 2-126a |
| 8- 5 | 61- 37a | 2-155 |
| 2- 10 | 55- 37b | 1-186 |
| 2- 11 | 5- 38 | *1-186a |
| 10- 12 | 2- 38d | 2-189 |
| 2- 17 | 2- 48a | 2-190 |
| 1- 19s | 1- 52 | 2-191 |
| 1- 20a | 4- 90a | 2-192 |
| 1- 22 | 6-111c | 4-221 |
| 2- 22a | 2-125 | *1-M4 |
| *1- 23a | | |
| 2- 24 | | |

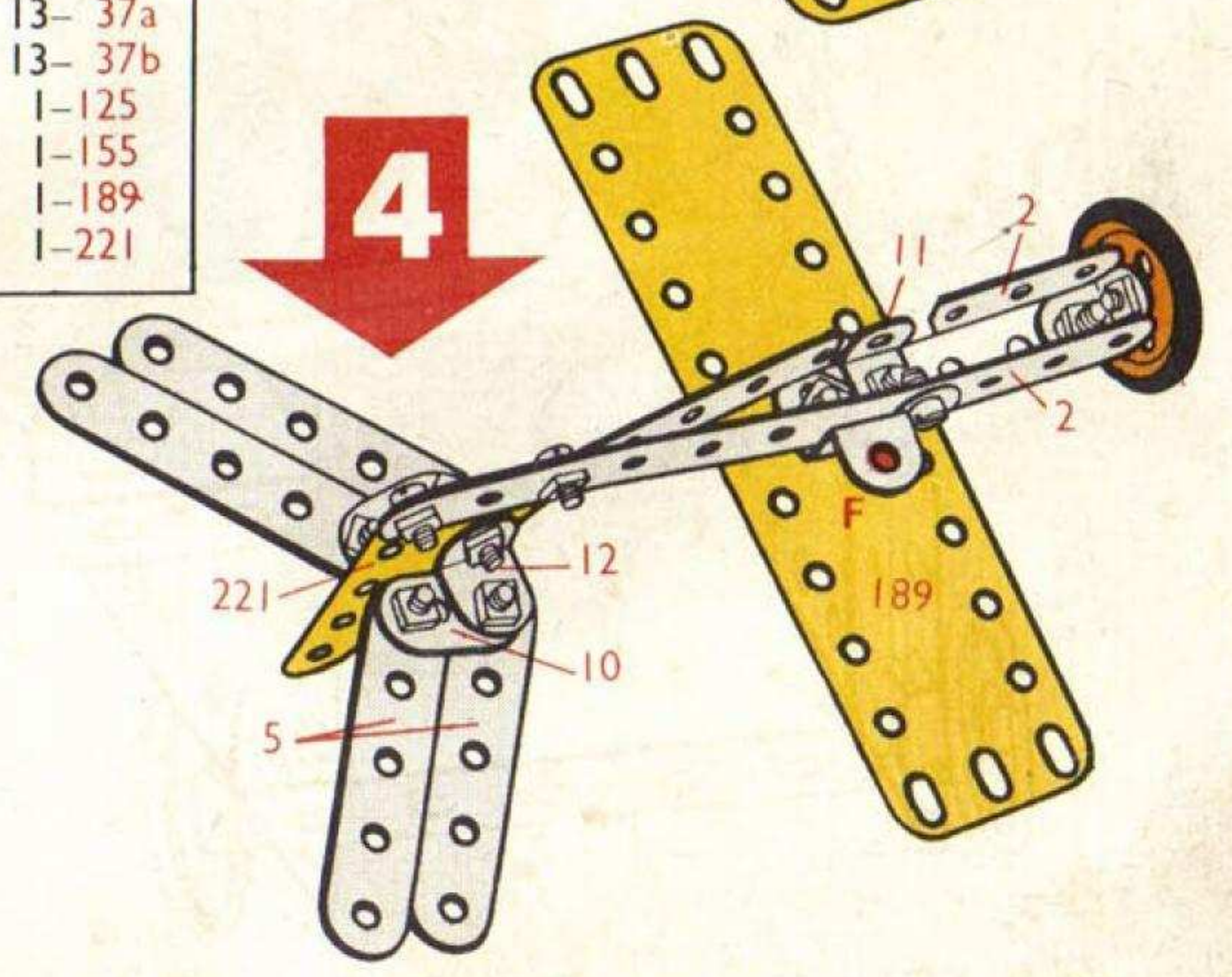
*Not included in set No. 4



| | |
|---------|---------|
| 2- 2 | 12- 37b |
| 1- 5 | 1-125 |
| 1- 11 | 1-155 |
| 5- 12 | 1-189 |
| 1- 22a | 3-221 |
| 12- 37a | |



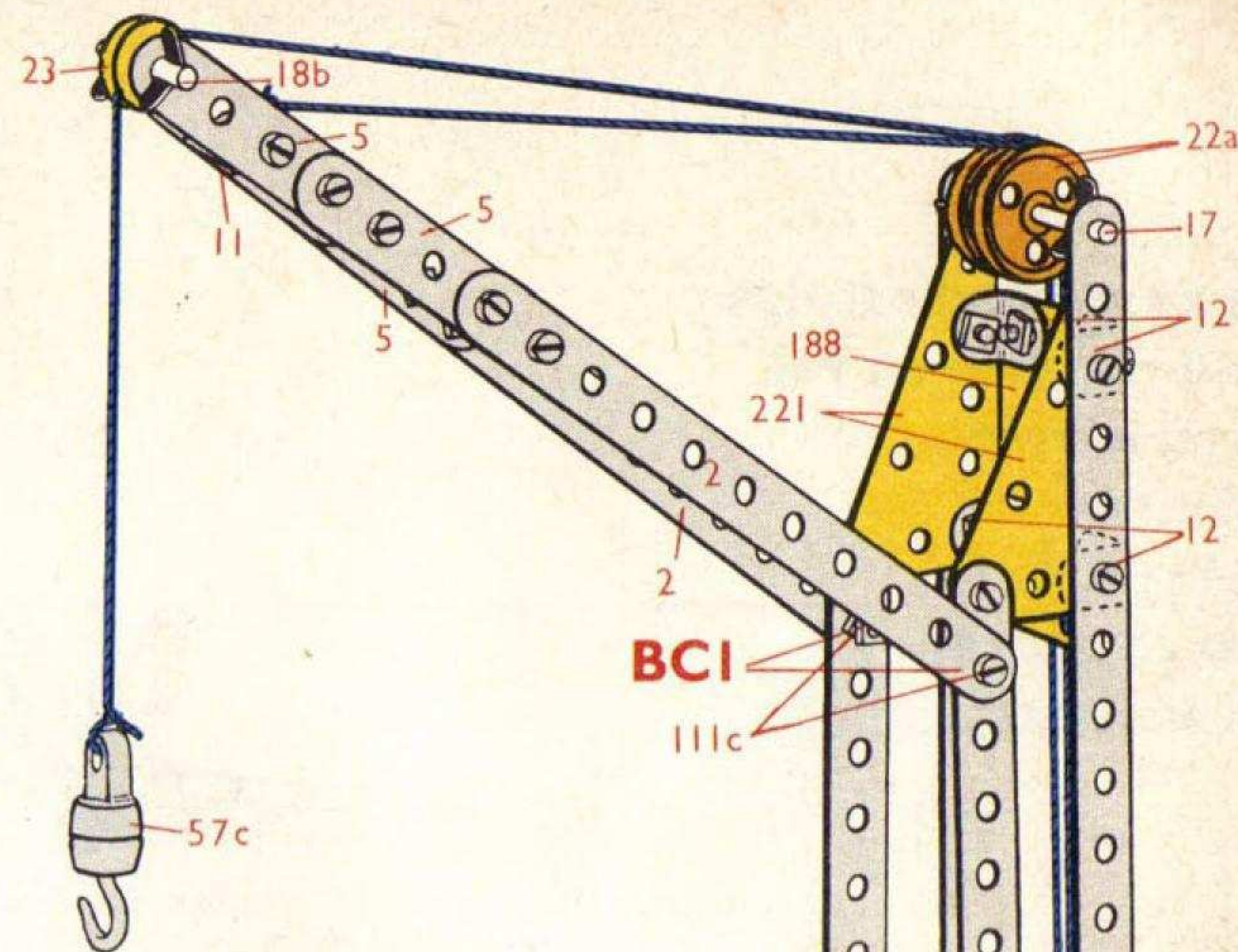
| |
|---------|
| 2- 2 |
| 5- 5 |
| 2- 10 |
| 1- 11 |
| 3- 12 |
| 1- 22a |
| 13- 37a |
| 13- 37b |
| 1-125 |
| 1-155 |
| 1-189 |
| 1-221 |



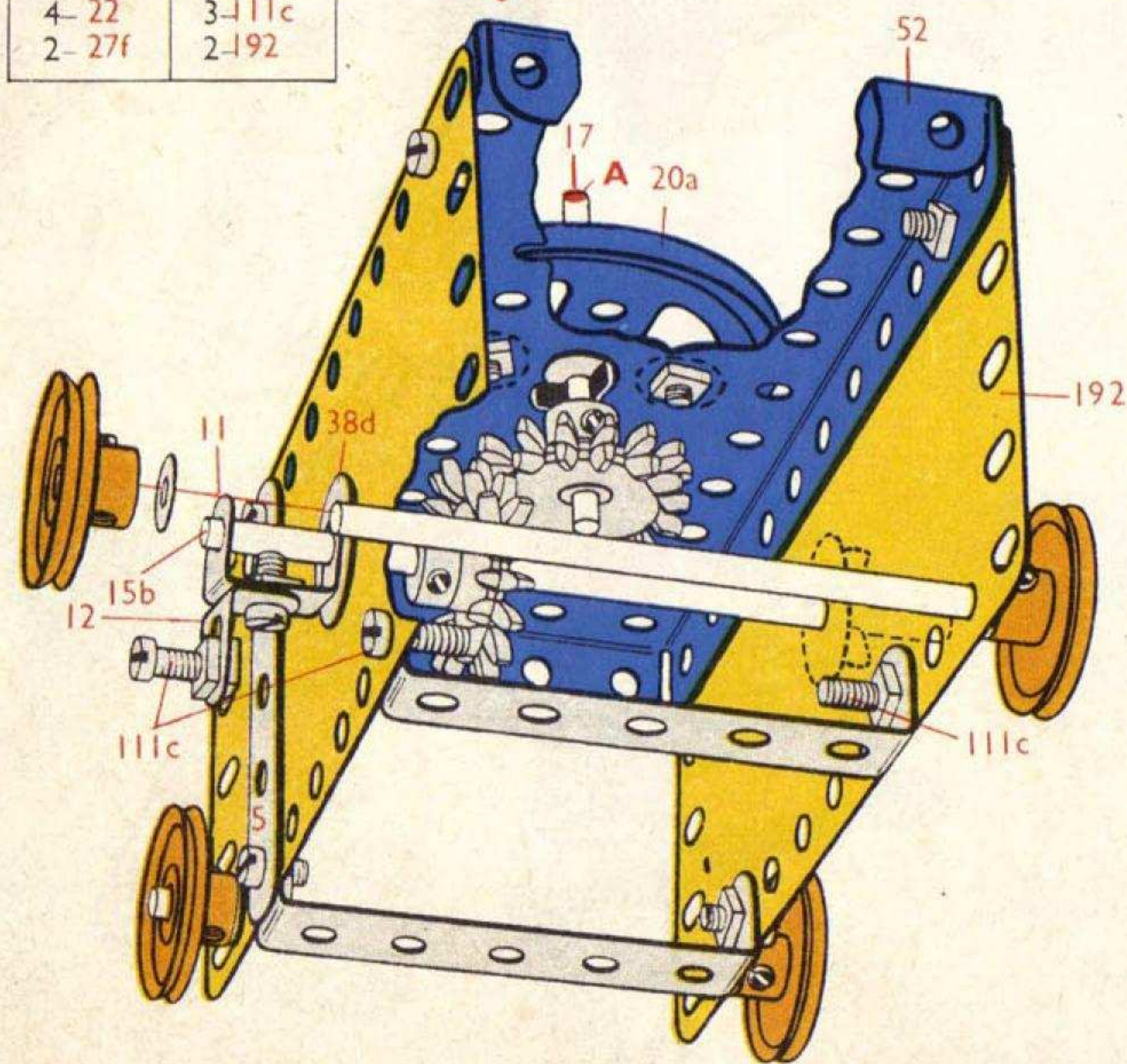
4.2.

Monotower Crane
Mono-torénkraan
Grue monotour
Gru a una torre
Turmdrehkran
Tornkran
Grúa de torre
Grua
Kran

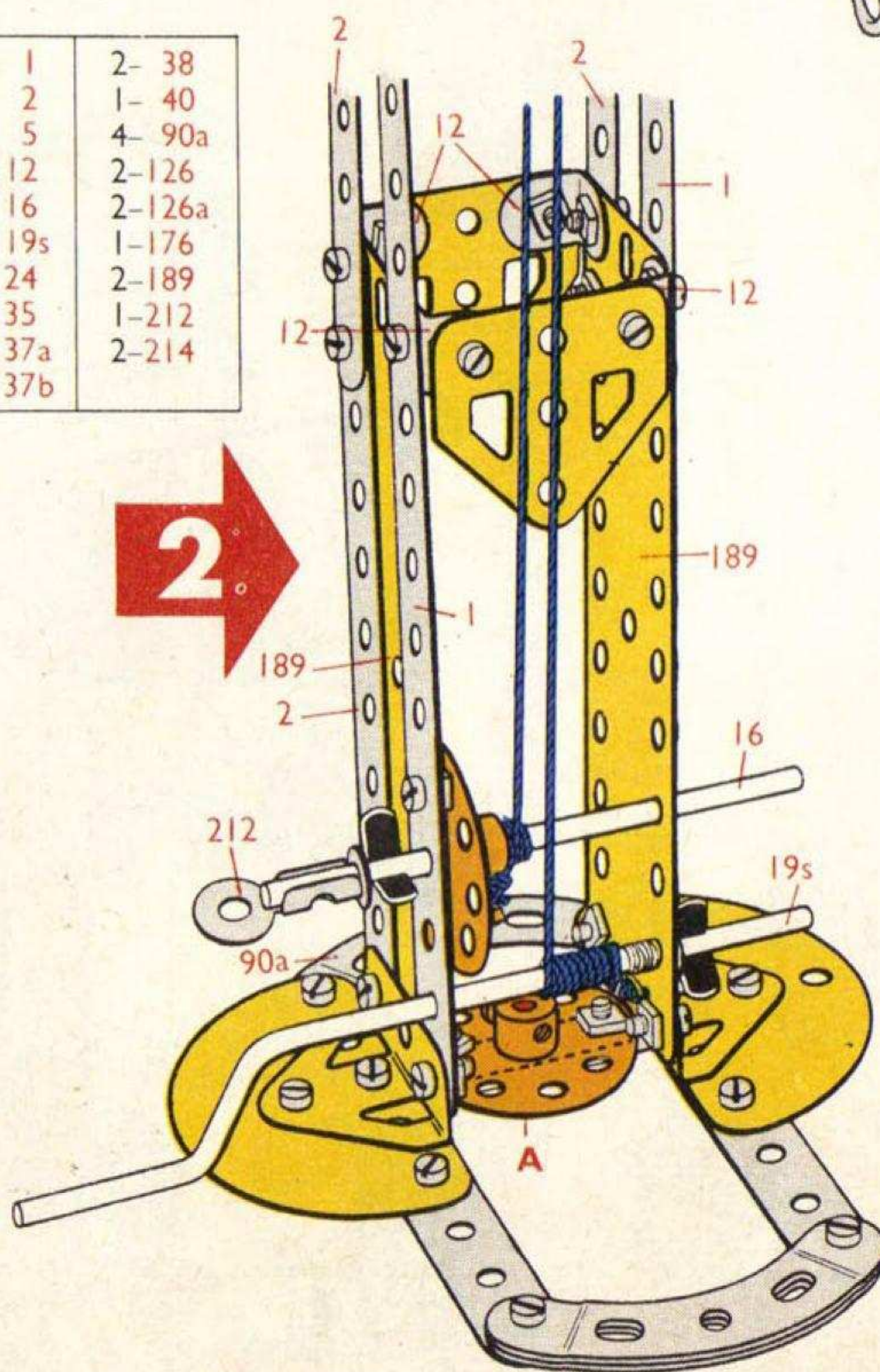
| | | |
|--------|---------|---------|
| 2- 1 | 2- 22a | 1- 57c |
| 6- 2 | 1- 23 | 4- 90a |
| 9- 5 | 2- 24 | 5- 111c |
| 2- 11 | 2- 27f | 2- 126 |
| 9- 12 | 8- 35 | 2- 126a |
| 1- 15b | 64- 37a | 1- 176 |
| 3- 16 | 56- 37b | 1- 188 |
| 2- 17 | 9- 38 | 2- 189 |
| 1- 18b | 2- 38d | 2- 192 |
| 1- 19s | 1- 40 | 1- 212 |
| 1- 20a | 2- 48a | 2- 214 |
| 4- 22 | 1- 52 | 2- 221 |




| | |
|--------|---------|
| 2- 5 | 2- 35 |
| 1- 11 | 13- 37a |
| 1- 12 | 9- 37b |
| 1- 15b | 7- 38 |
| 2- 16 | 2- 38d |
| 1- 17 | 2- 48a |
| 1- 20a | 1- 52 |
| 4- 22 | 3- 111c |
| 2- 27f | 2- 192 |



| | |
|---------|---------|
| 2- 1 | 2- 38 |
| 4- 2 | 1- 40 |
| 3- 5 | 4- 90a |
| 4- 12 | 2- 126 |
| 1- 16 | 2- 126a |
| 1- 19s | 1- 176 |
| 2- 24 | 2- 189 |
| 2- 35 | 1- 212 |
| 27- 37a | 2- 214 |
| 27- 37b | |



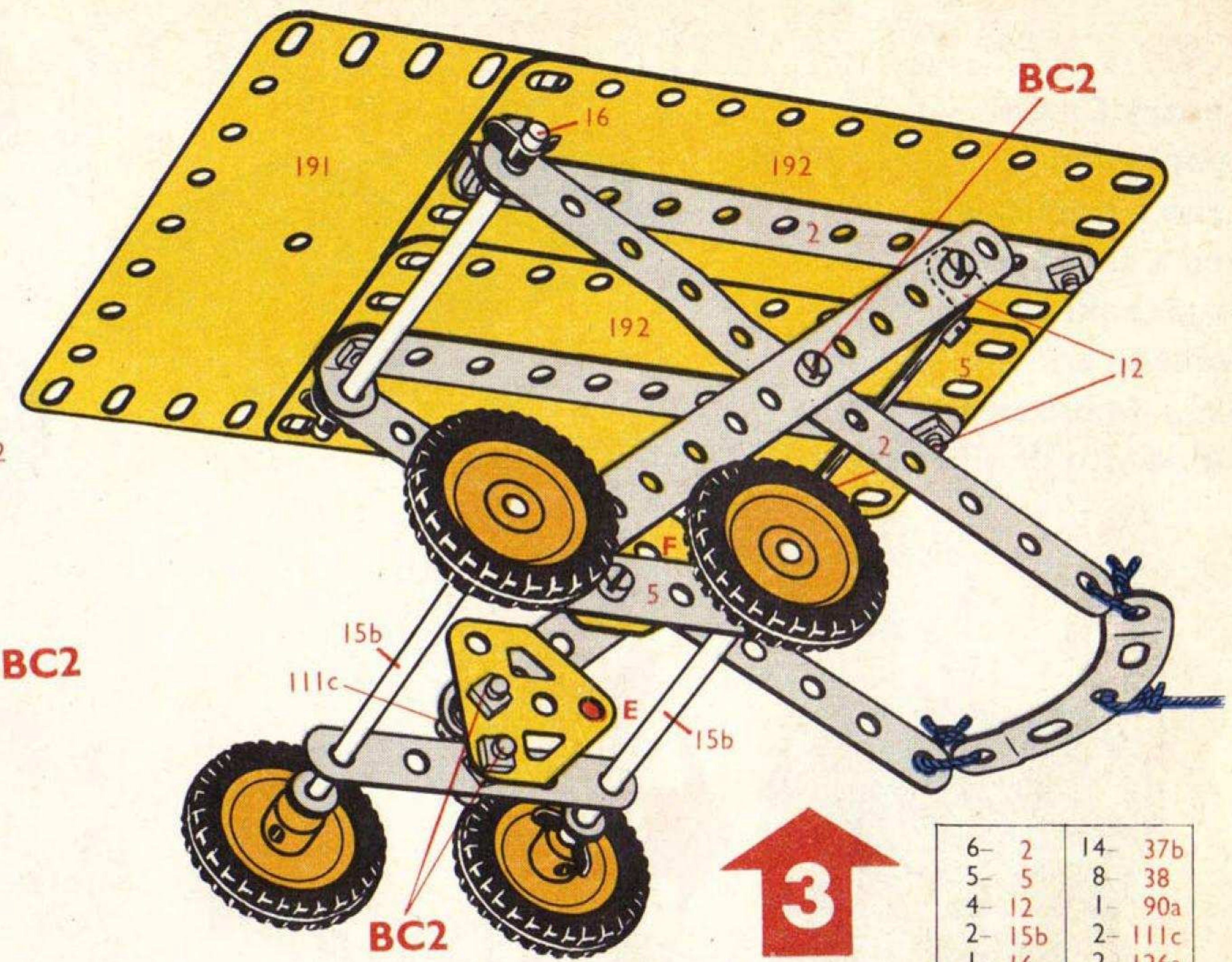
| |
|---------|
| 2- 2 |
| 4- 5 |
| 1- 11 |
| 4- 12 |
| 1- 17 |
| 1- 18b |
| 2- 22a |
| 1- 23 |
| 4- 35 |
| 24- 37a |
| 20- 37 |
| 1- 57c |
| 2- 111c |
| 1- 188 |
| 2- 221 |



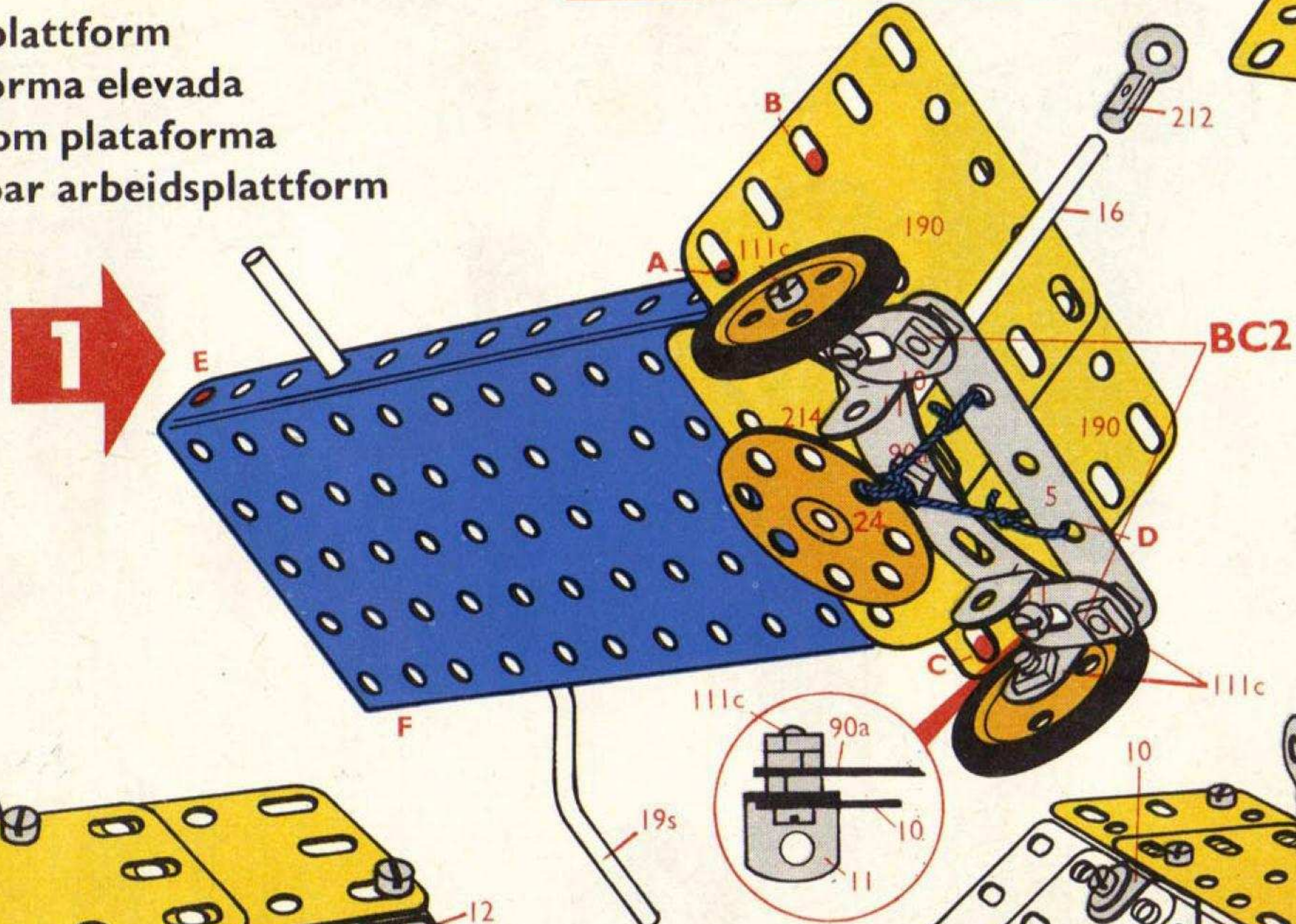
4.3.

Elevated Platform Lorry
Vrachtwagen met laadplatform
Camion à plateforme surélevée
Autocarro a pianale elevato
Hochlader
Lastbil med höjd plattform
Camión de plataforma elevada
Grande Camião com plataforma
Lastebil med hevbar arbeidsplattform

| | | | |
|-------|--------|--------|--------|
| 6- 2 | 2- 22a | 2- 90a | 1-191 |
| 8- 5 | 2- 24 | 6-111c | 2-192 |
| 4-10 | 6- 35 | 1-125 | 2-193 |
| 2-11 | 57-37a | 2-126 | 2-194 |
| 10-12 | 39-37b | 2-126a | 1-194a |
| 2-15b | 9- 38 | 4-142c | 1-199 |
| 2-16 | 2- 38d | 2-155 | 1-212 |
| 1-18a | 1- 40 | 2-188 | 1-214 |
| 1-19s | 2- 48a | 1-189 | 1-221 |
| 4-22 | 1- 52 | 2-190 | |

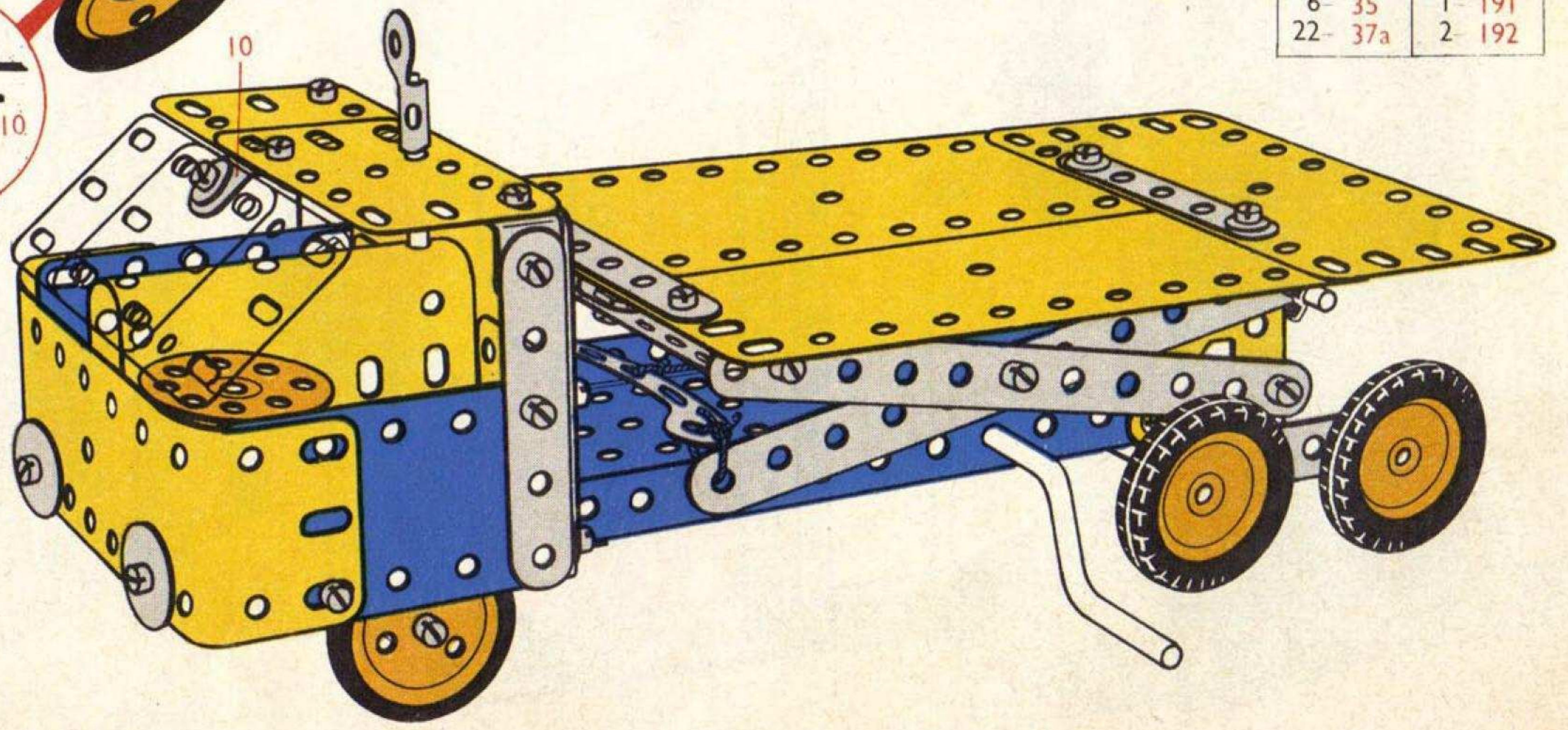
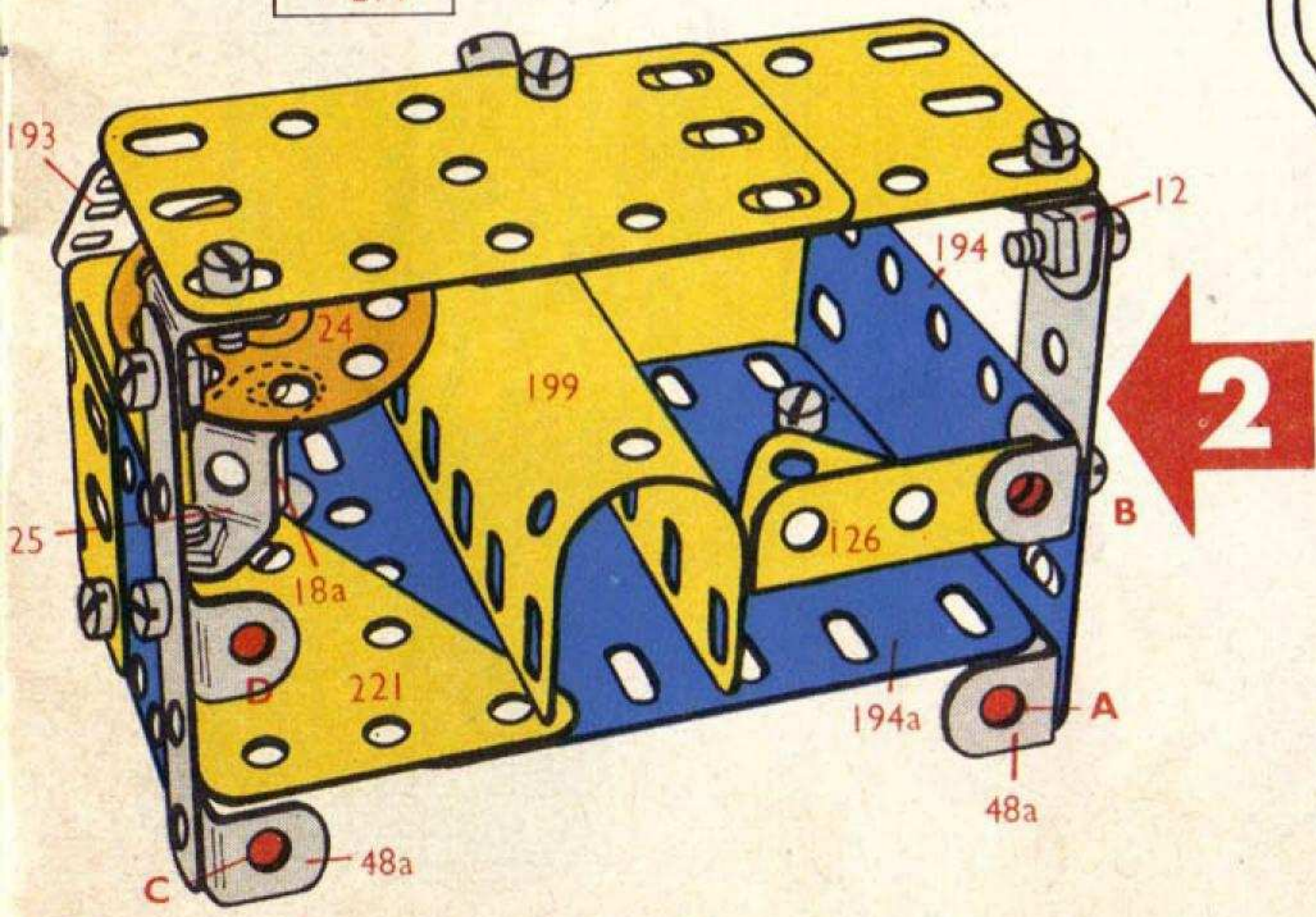


| | |
|--------|---------|
| 6- 2 | 14- 37b |
| 5- 5 | 8- 38 |
| 4-12 | 1- 90a |
| 2-15b | 2-111c |
| 1-16 | 2-126a |
| 4-22 | 4-142c |
| 6-35 | 1-191 |
| 22-37a | 2-192 |



| |
|--------|
| 1- 5 |
| 2-10 |
| 2-11 |
| 1-16 |
| 1-19s |
| 2-22a |
| 1-24 |
| 18-37a |
| 6-37b |
| 1-40 |
| 1-52 |
| 1-90a |
| 4-111c |
| 2-155 |
| 1-176 |
| 2-190 |
| 1-214 |

| | |
|--------|--------|
| 2- 5 | 1-125 |
| 2-10 | 2-126 |
| 6-12 | 2-188 |
| 1-18a | 1-189 |
| 1-24 | 2-193 |
| 17-37a | 2-194 |
| 17-37b | 1-194a |
| 1-38 | 1-199 |
| 2-38d | 1-212 |
| 2-48a | 1-221 |



4.4.

Gantry Crane

Loopkraan

Grue à portique

Gru a cavalletto

Brückenkran

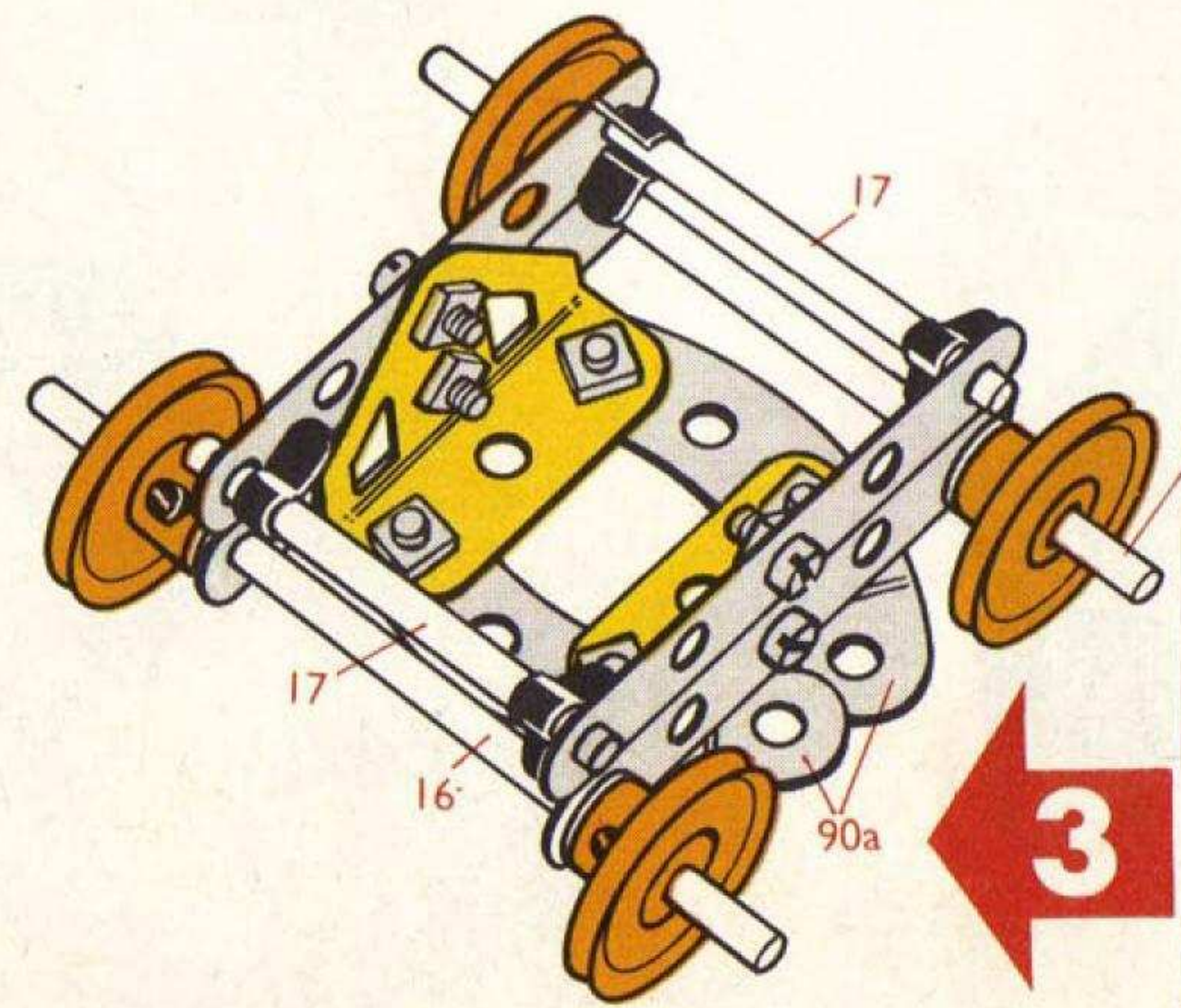
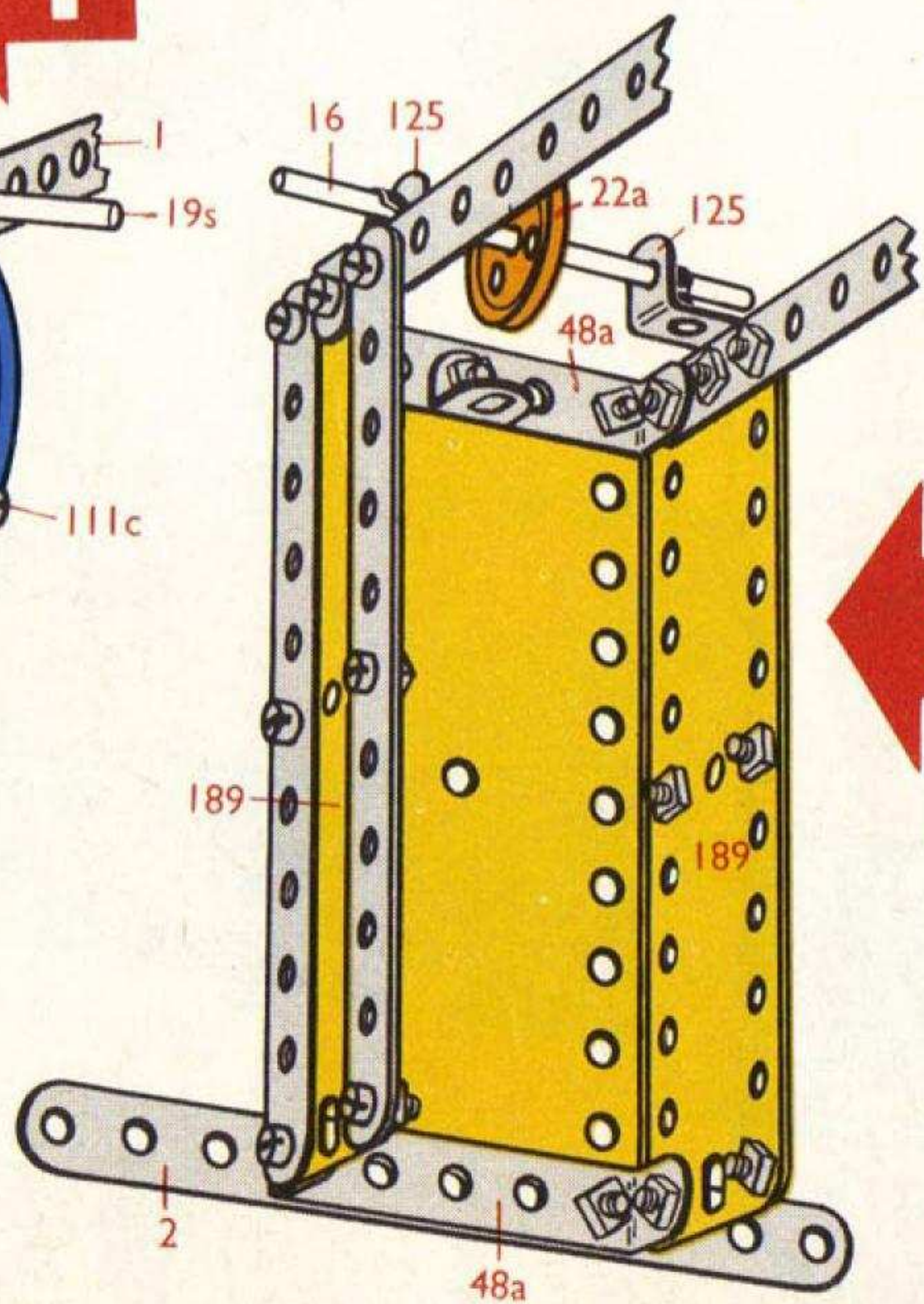
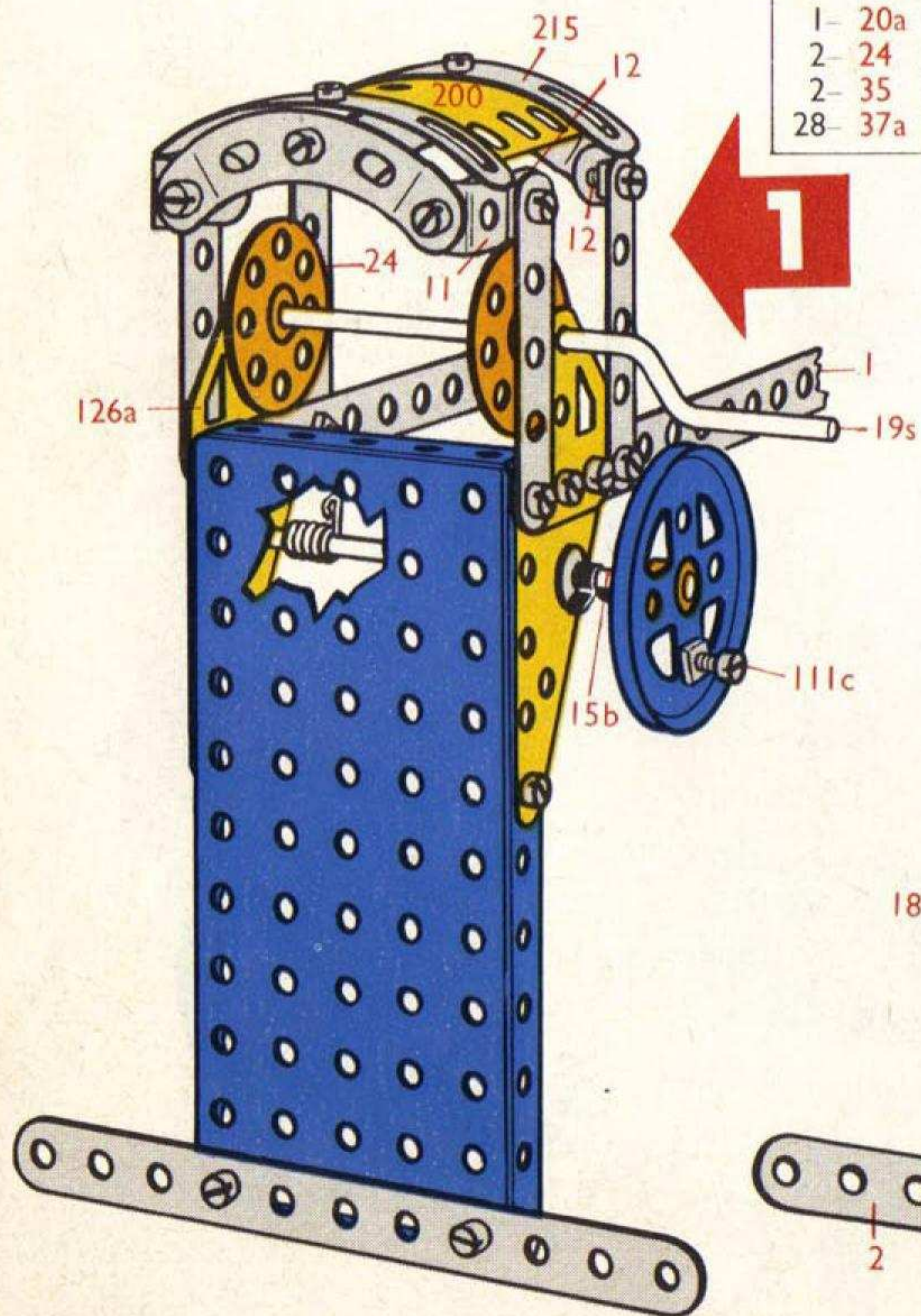
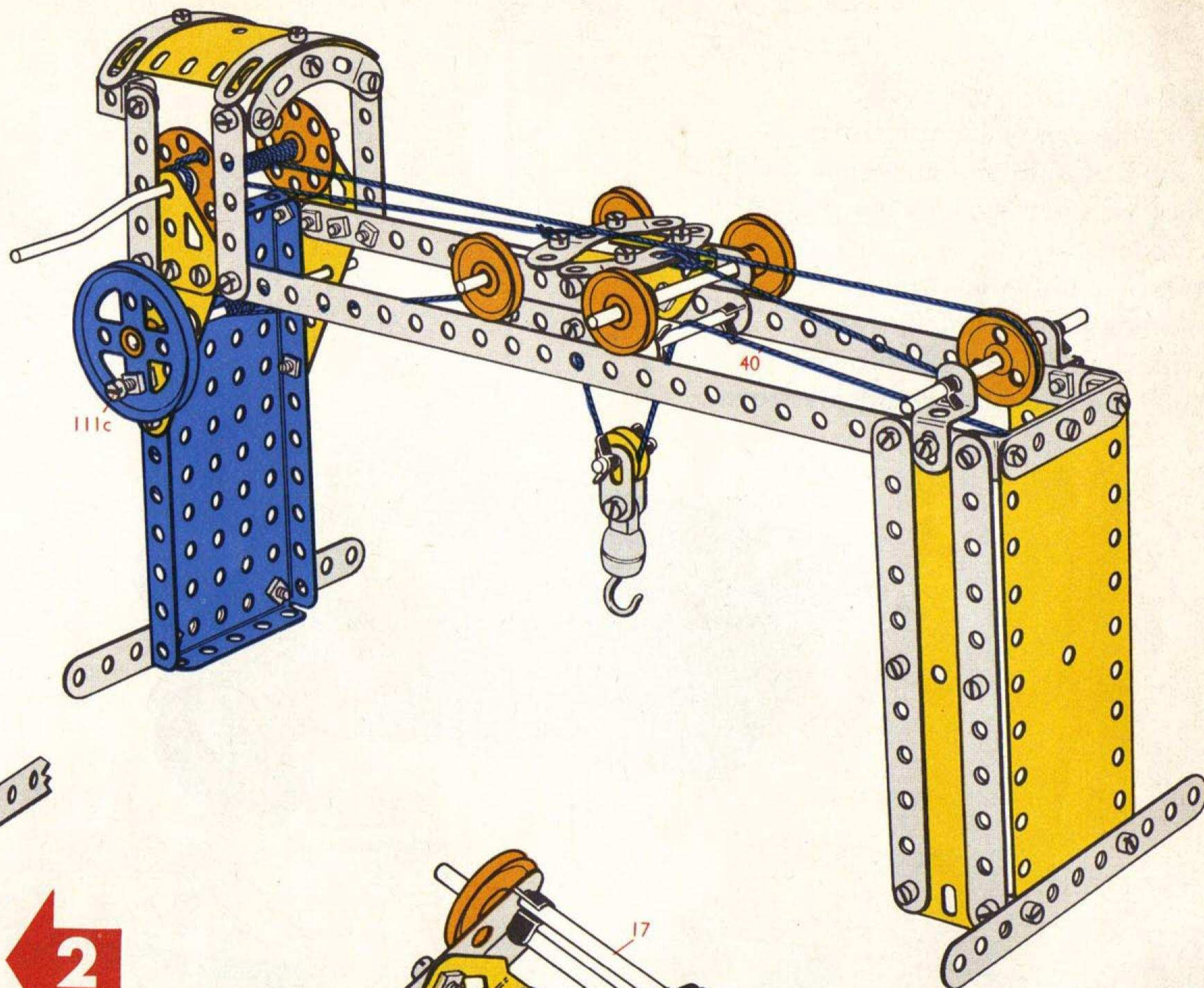
Portalkran

Grúa de pórtico

Guindaste de pórtico

| | | |
|--------|---------|---------|
| 2- 1 | 4- 22 | 4- 90a |
| 6- 2 | 1- 22a | 2- 111c |
| 9- 5 | 1- 23 | 2- 125 |
| 2- 10 | 2- 24 | 2- 126 |
| 2- 11 | 10- 35 | 2- 126a |
| 7- 12 | 57- 37a | 1- 176 |
| 1- 15b | 53- 37b | 2- 189 |
| 3- 16 | 10- 38 | 1- 192 |
| 2- 17 | 1- 40 | 1- 200 |
| 1- 18b | 2- 48a | 2- 215 |
| 1- 19s | 1- 52 | 2- 221 |
| 1- 20a | 1- 57c | |

| | |
|---------|---------|
| 2- 1 | 26- 37b |
| 1- 2 | 2- 38 |
| 4- 5 | 1- 52 |
| 2- 11 | 2- 90a |
| 6- 12 | 1- 111c |
| 1- 15b | 2- 126a |
| 1- 19s | 1- 176 |
| 1- 20a | 1- 200 |
| 2- 24 | 2- 215 |
| 2- 35 | 2- 221 |
| 28- 37a | |



| |
|---------|
| 5- 2 |
| 1- 5 |
| 1- 12 |
| 1- 16 |
| 1- 22a |
| 2- 35 |
| 19- 37a |
| 19- 37b |
| 2- 48a |
| 2- 125 |
| 2- 189 |
| 1- 192 |

| |
|--------|
| 4- 5 |
| 2- 16 |
| 2- 17 |
| 4- 22 |
| 4- 35 |
| 8- 37a |
| 8- 37b |
| 8- 38 |
| 2- 90a |
| 2- 126 |

| |
|---------|
| 2- 10 |
| 1- 18b |
| 1- 23 |
| 2- 35 |
| 2- 37a |
| 1- 57c |
| 1- 111c |

4.5.

Platform Weighing Machine

Bascule

Pont à bascule

Bascula

Plattformwaage

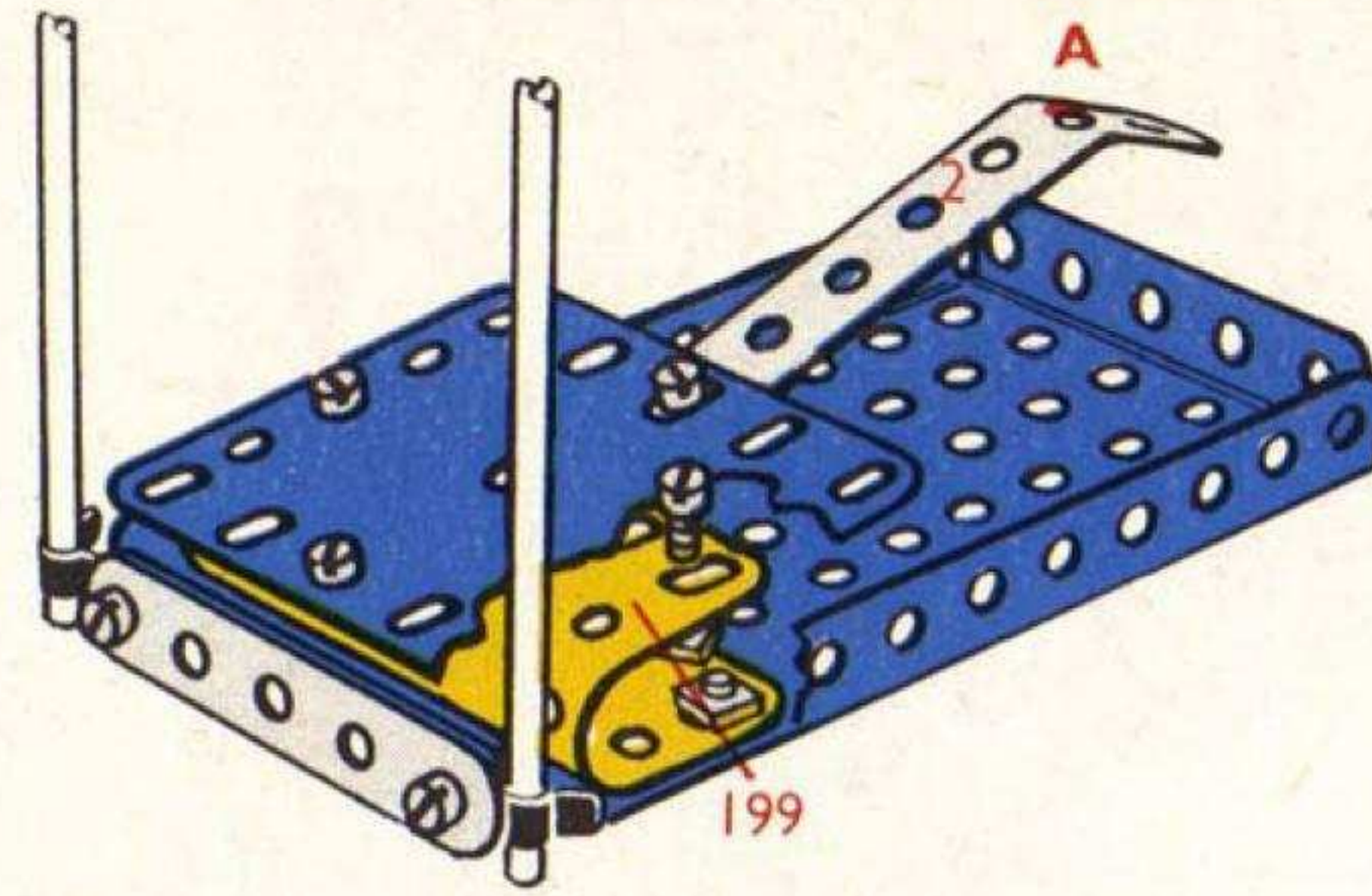
Plattformsvåg

Báscula de plataforma

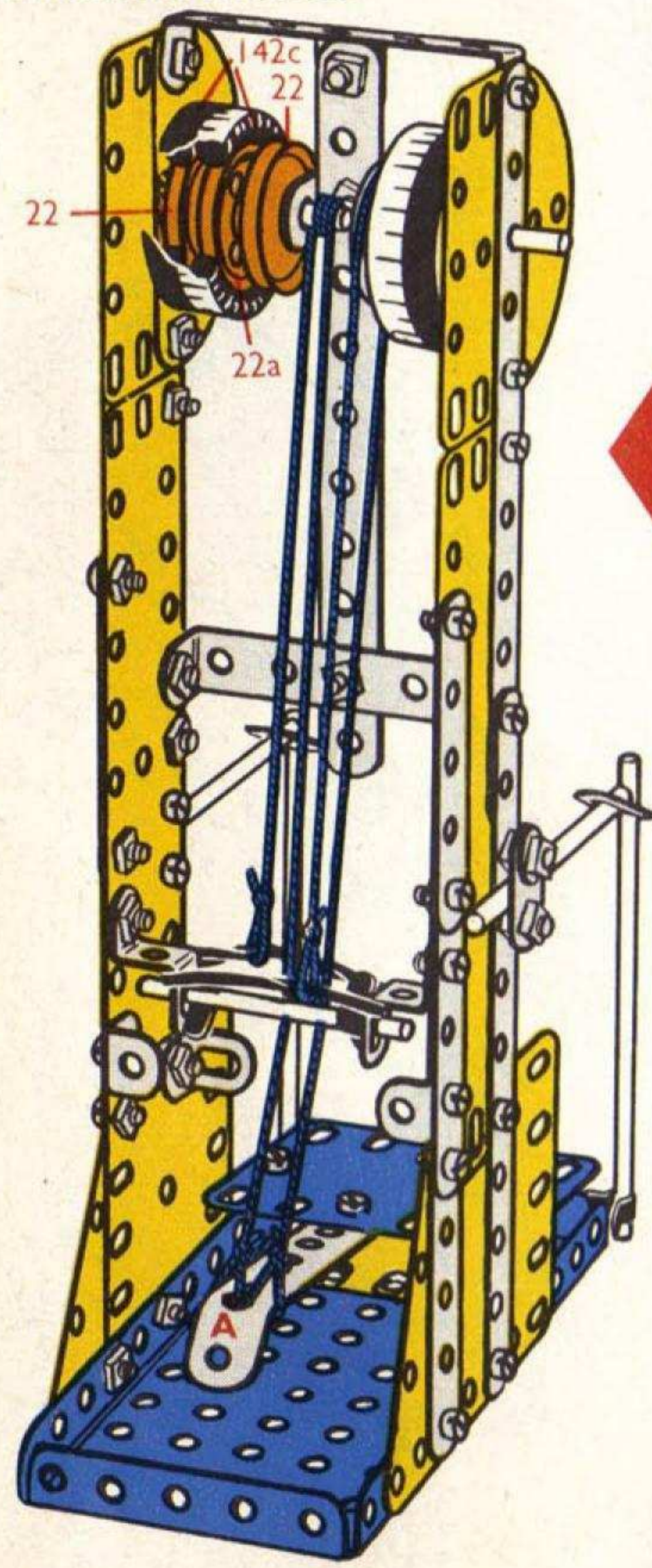
Báscula com plataforma

Plattformvekt

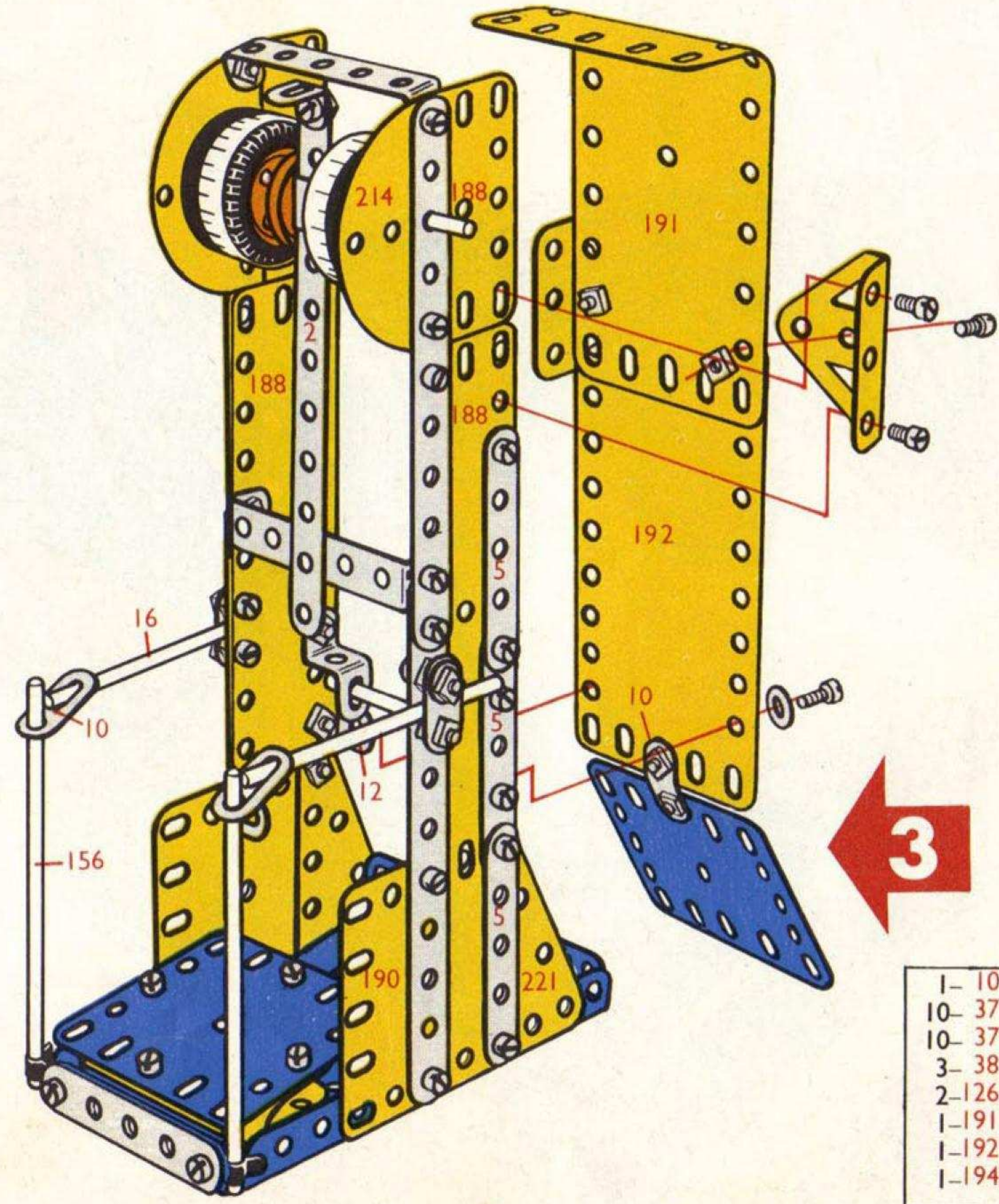
| | | |
|-------|---------|--------|
| 6- 2 | 62- 37a | 2-189 |
| 8- 5 | 54- 37b | 2-190 |
| 5-10 | 5- 38 | 2-191 |
| 1-11 | 1- 40 | 1-192 |
| 6-12 | 2- 48a | 2-193 |
| 2-15b | 1- 52 | 2-194a |
| 2-16 | 4-111c | 1-199 |
| 2-17 | 2-125 | 1-200 |
| 1-18a | 2-126 | 2-214 |
| 4-22 | 4-142c | 2-221 |
| 2-22a | 1-186 | |
| 4-35 | 2-188 | |



| |
|--------|
| 1- 2 |
| 1- 5 |
| 2- 15b |
| 2- 35 |
| 8- 37a |
| 8- 37b |
| 1- 52 |
| 1-194a |
| 1-199 |



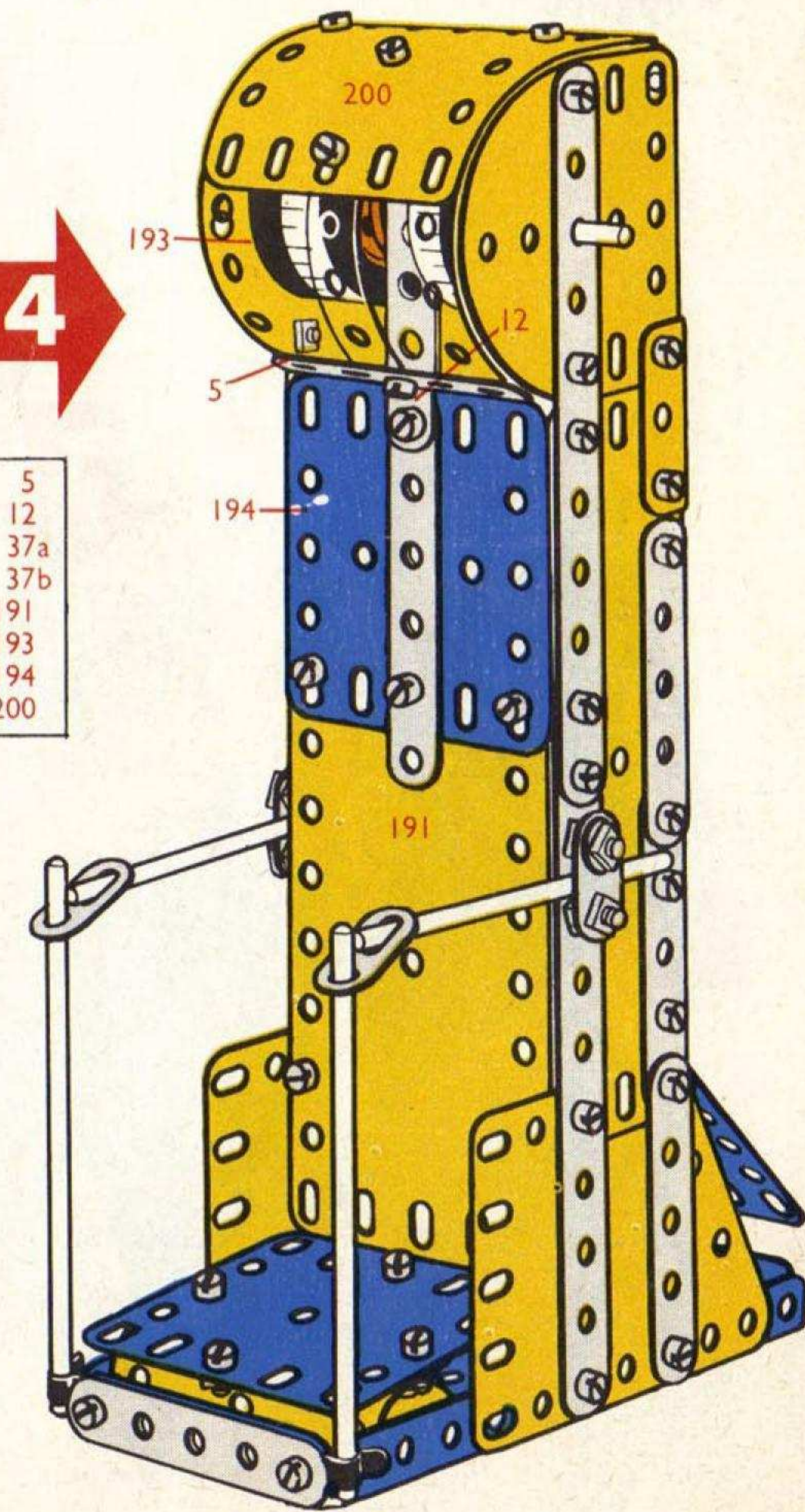
| |
|--------|
| 5- 2 |
| 6- 5 |
| 4-10 |
| 1-11 |
| 5-12 |
| 2-16 |
| 2-17 |
| 1-18a |
| 4-22 |
| 2-22a |
| 2-35 |
| 35-37a |
| 27-37b |
| 2-38 |
| 1-40 |
| 2-48a |
| 4-111c |
| 2-125 |
| 4-142c |
| 1-186 |
| 2-188 |
| 2-189 |
| 2-190 |
| 2-214 |
| 2-221 |



| |
|--------|
| 1- 10 |
| 10-37a |
| 10-37b |
| 3- 38 |
| 2-126 |
| 1-191 |
| 1-192 |
| 1-194a |



| |
|-------|
| 1- 5 |
| 1-12 |
| 9-37a |
| 9-37b |
| 1-191 |
| 2-193 |
| 2-194 |
| 1-200 |

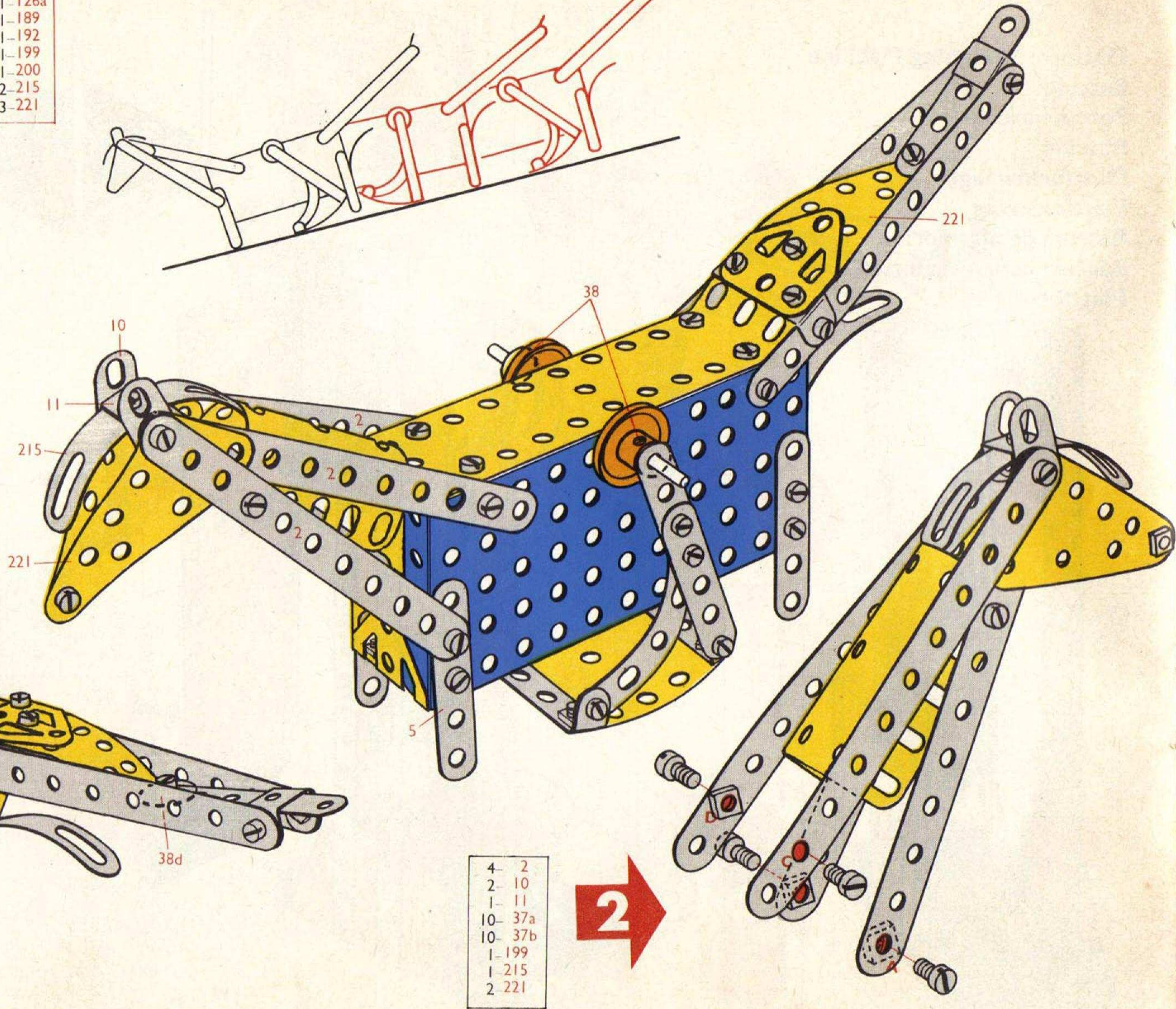
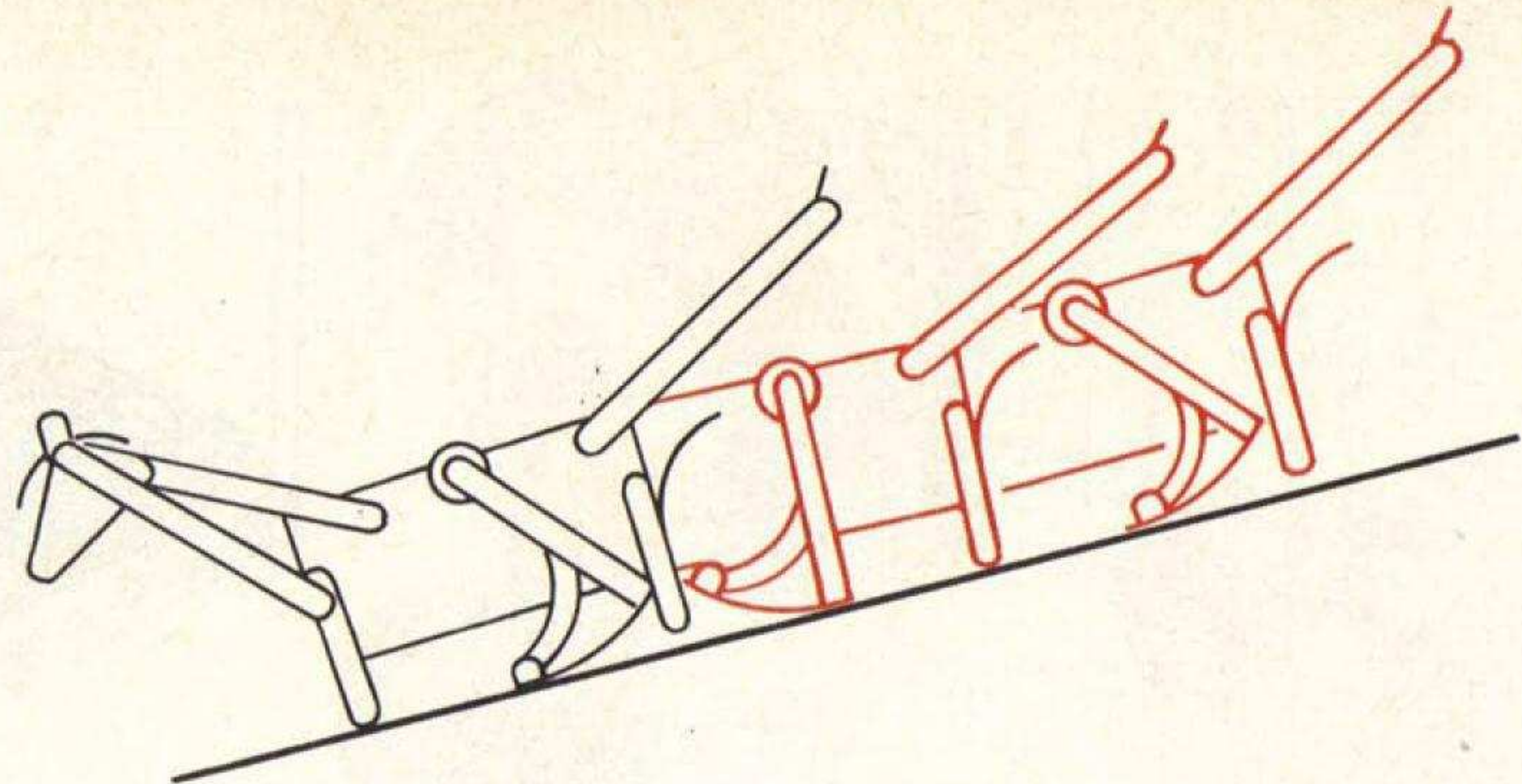


4.6.

Kangaroo
 Kangoeroe
 Kangourou
 Canguro
 Känguruh
 Canguru
 Kenguru

| | | | | | |
|----|----|-----|-----|----|------|
| 6- | 2 | 44- | 37a | 1- | 126a |
| 9- | 5 | 44- | 37a | 1- | 189 |
| 2- | 10 | 2- | 38 | 1- | 192 |
| 2- | 11 | 2- | 48a | 1- | 199 |
| 6- | 12 | 1- | 52 | 1- | 200 |
| 1- | 16 | 2- | 90a | 2- | 215 |
| 2- | 22 | 2- | 126 | 3- | 221 |

| | | | |
|-----|-----|----|------|
| 2- | 2 | 2- | 48a |
| 9- | 5 | 1- | 52 |
| 1- | 11 | 2- | 90a |
| 6- | 12 | 2- | 126 |
| 1- | 16 | 1- | 126a |
| 2- | 22 | 1- | 189 |
| 34- | 37a | 1- | 192 |
| 34- | 37b | 1- | 200 |
| 2- | 38 | 1- | 215 |
| 1- | 38d | 1- | 221 |



| | |
|-----|-----|
| 4- | 2 |
| 2- | 10 |
| 1- | 11 |
| 10- | 37a |
| 10- | 37b |
| 1- | 199 |
| 1- | 215 |
| 2- | 221 |

4.7.

Mobile Crane
 Mobiele kraan
 Grue mobile
 Gru semovente
 Fahrkran
 Mobilkran
 Grúa móvil
 Guindaste móvel
 Mobil kran

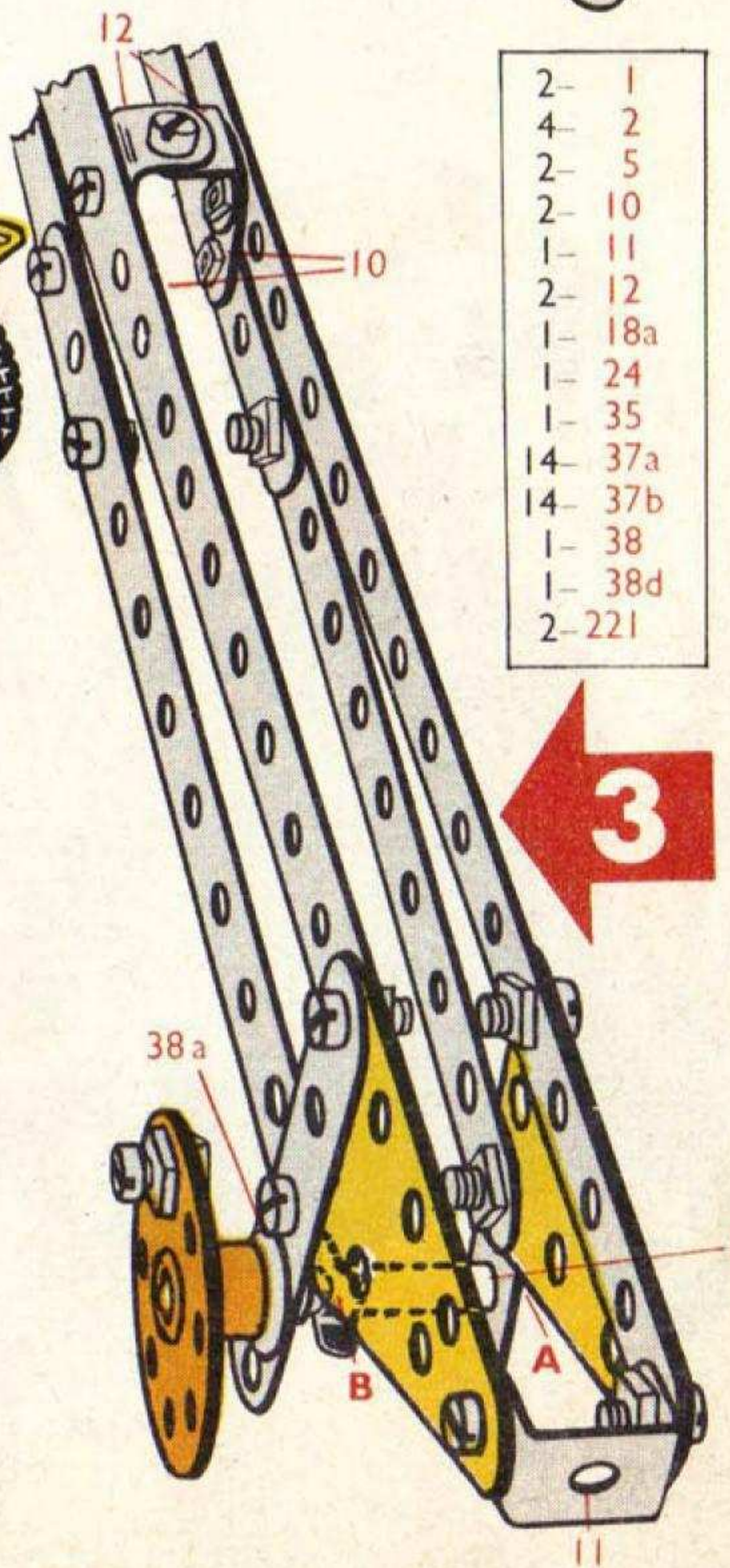
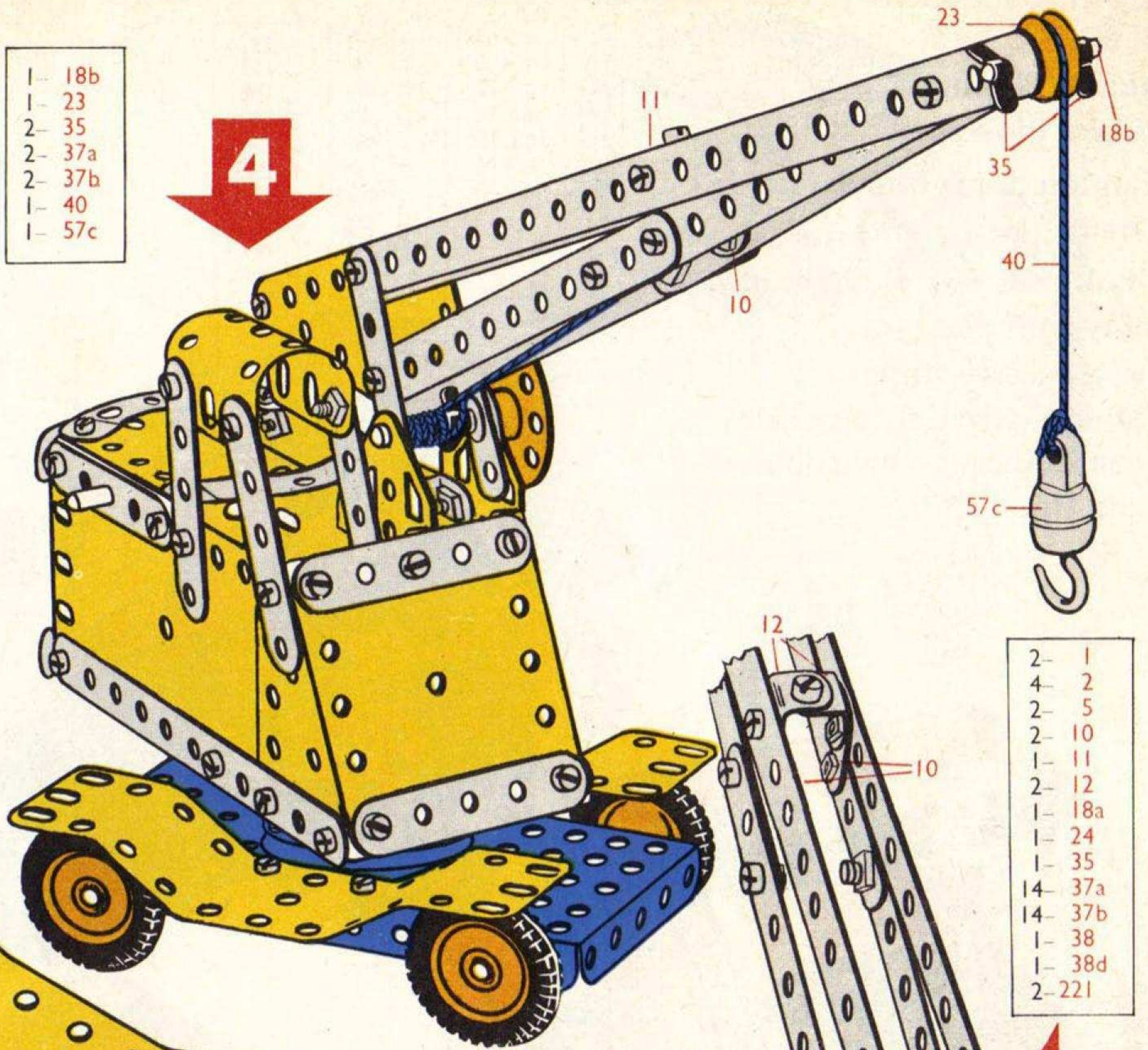

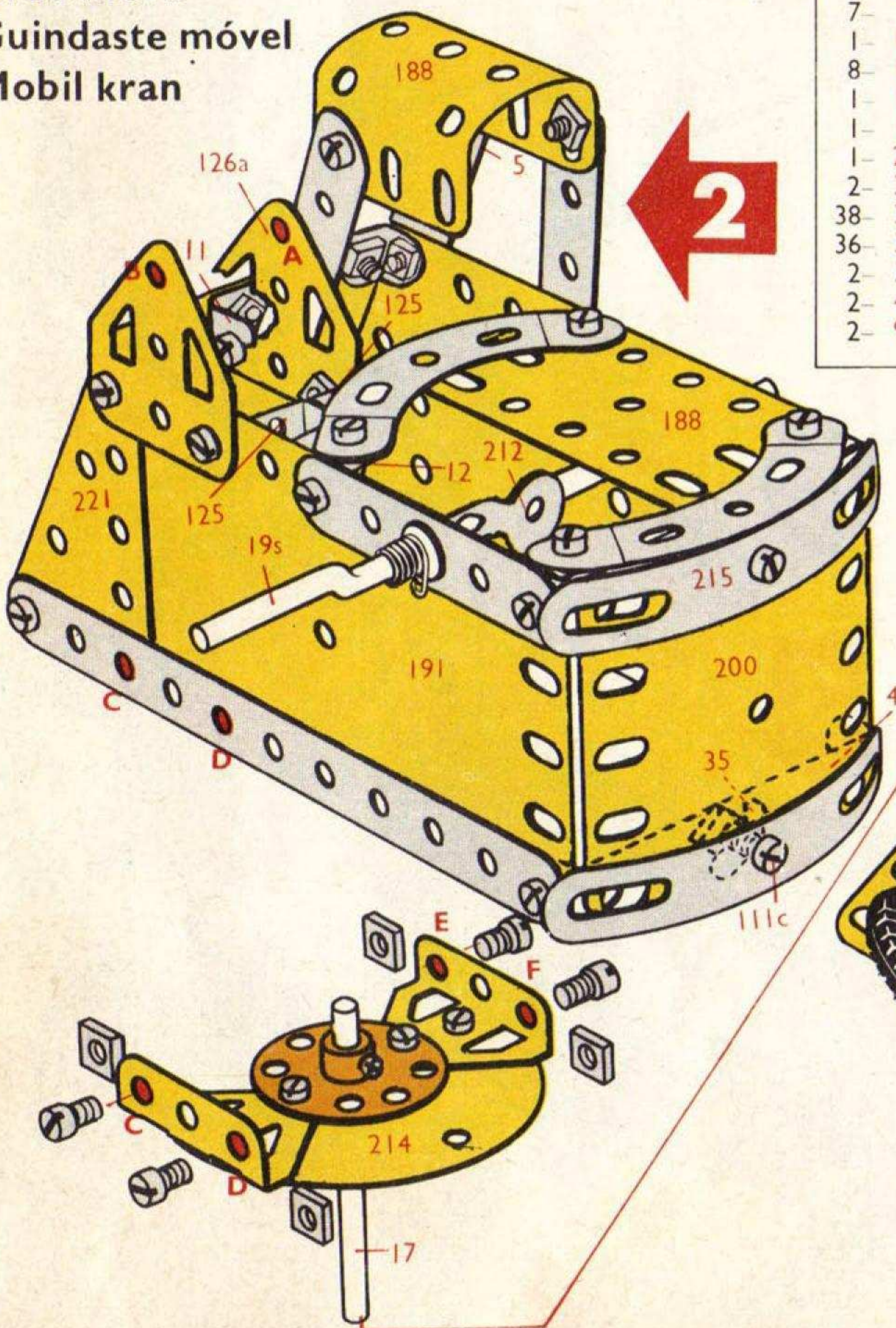
| | | | |
|--------|---------|---------|--------|
| 2- 1 | 1- 19s | 1- 40 | 1- 176 |
| 6- 2 | 1- 20a | 2- 48a | 2- 188 |
| 9- 5 | 4- 22 | 1- 52 | 2- 189 |
| 2- 10 | 1- 23 | 1- 57c | 1- 190 |
| 2- 11 | 2- 24 | 2- 90a | 2- 191 |
| 10- 12 | 10- 35 | 6- 111c | 1- 200 |
| 2- 16 | 62- 37a | 2- 125 | 1- 212 |
| 1- 17 | 56- 37b | 2- 126 | 1- 214 |
| 1- 18a | 3- 38 | 2- 126a | 2- 215 |
| 1- 18b | 2- 38d | 4- 142c | 4- 221 |

| |
|--------|
| 1- 18b |
| 1- 23 |
| 2- 35 |
| 2- 37a |
| 2- 37b |
| 1- 40 |
| 1- 57c |

| | |
|---------|---------|
| 2- 2 | 2- 111c |
| 7- 5 | 2- 125 |
| 1- 11 | 2- 126 |
| 8- 12 | 2- 126a |
| 1- 17 | 1- 176 |
| 1- 19s | 2- 188 |
| 1- 24 | 1- 190 |
| 2- 35 | 2- 191 |
| 38- 37a | 1- 200 |
| 36- 37b | 1- 212 |
| 2- 38 | 1- 214 |
| 2- 48a | 2- 215 |
| 2- 90a | 2- 221 |

| |
|---------|
| 2- 16 |
| 1- 20a |
| 4- 22 |
| 5- 35 |
| 8- 37a |
| 4- 37b |
| 1- 38d |
| 1- 52 |
| 4- 111c |
| 4- 142c |
| 2- 189 |

| |
|---------|
| 2- 1 |
| 4- 2 |
| 2- 5 |
| 2- 10 |
| 1- 11 |
| 2- 12 |
| 1- 18a |
| 1- 24 |
| 1- 35 |
| 14- 37a |
| 14- 37b |
| 1- 38 |
| 1- 38d |
| 2- 221 |



4.8.

Heavy Tipping Lorry

Zware kipwagen

Camion poids lourd

à benne basculante

Ribaltabile per servizio pesante

Schwerkipplaster

Tung tipplastvagn

Camión basculante pesado

Grande Camião basculante

Tung tipplastebil

| | | |
|--------|---------|---------|
| 4- 2 | 2- 27f | 4- 142c |
| 9- 5 | 4- 35 | 1- 155 |
| 3- 10 | 73- 37a | 2- 188 |
| 2- 11 | 61- 37b | 2- 189 |
| 10- 12 | 10- 38 | 2- 190 |
| 2- 16 | 2- 38d | 1- 191 |
| 1- 18a | 2- 48a | 2- 192 |
| 1- 18b | 1- 52 | 1- 194 |
| 1- 19s | 4- 90a | 1- 199 |
| 1- 20a | 6- 111c | 2- 214 |
| 3- 22 | 2- 125 | 4- 221 |
| 2- 22a | 2- 126 | |
| 2- 24 | 2- 126a | |

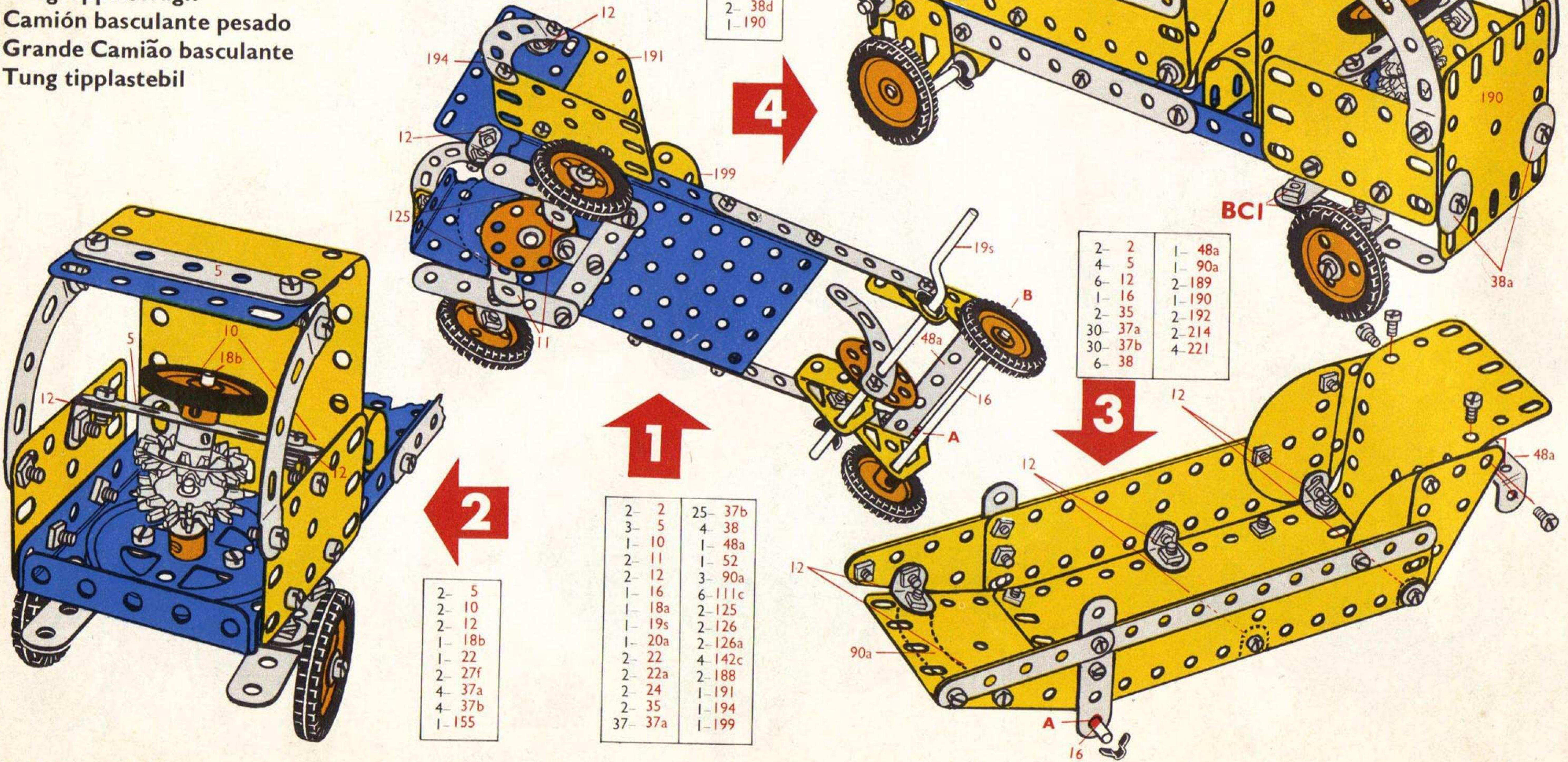
| |
|--------|
| 2- 37a |
| 2- 37b |
| 2- 38d |
| 1- 190 |



| |
|--------|
| 2- 5 |
| 2- 10 |
| 2- 12 |
| 1- 18b |
| 1- 22 |
| 2- 27f |
| 4- 37a |
| 4- 37b |
| 1- 155 |

| | |
|---------|---------|
| 2- 2 | 25- 37b |
| 3- 5 | 4- 38 |
| 1- 10 | 1- 48a |
| 2- 11 | 1- 52 |
| 2- 12 | 3- 90a |
| 1- 16 | 6- 111c |
| 1- 18a | 2- 125 |
| 1- 19s | 2- 126 |
| 1- 20a | 2- 126a |
| 2- 22 | 4- 142c |
| 2- 22a | 2- 188 |
| 2- 24 | 1- 191 |
| 2- 35 | 1- 194 |
| 37- 37a | 1- 199 |

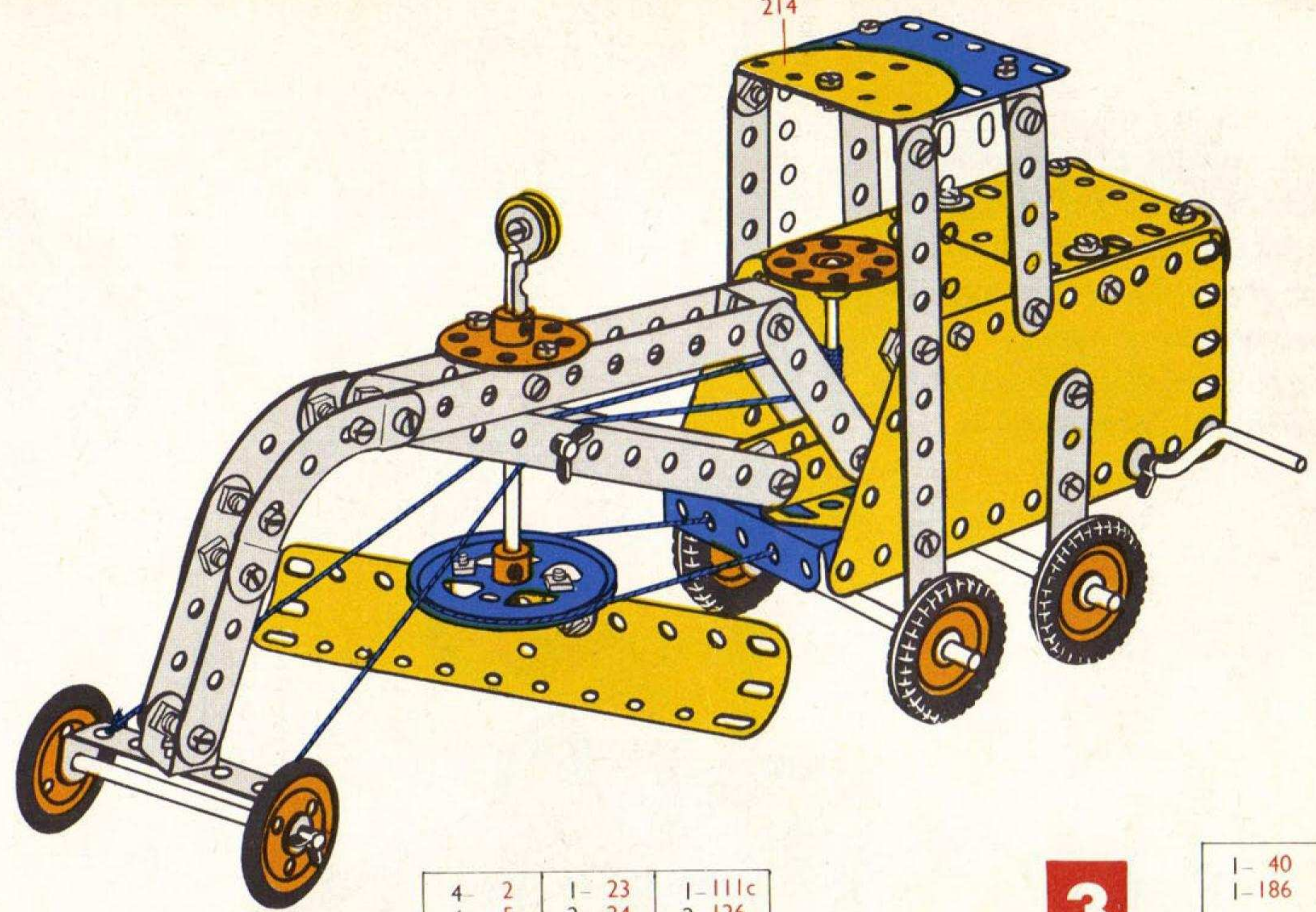
| | |
|---------|--------|
| 2- 2 | 1- 48a |
| 4- 5 | 1- 90a |
| 6- 12 | 2- 189 |
| 1- 16 | 1- 190 |
| 2- 35 | 2- 192 |
| 30- 37a | 2- 214 |
| 30- 37b | 4- 221 |
| 6- 38 | |



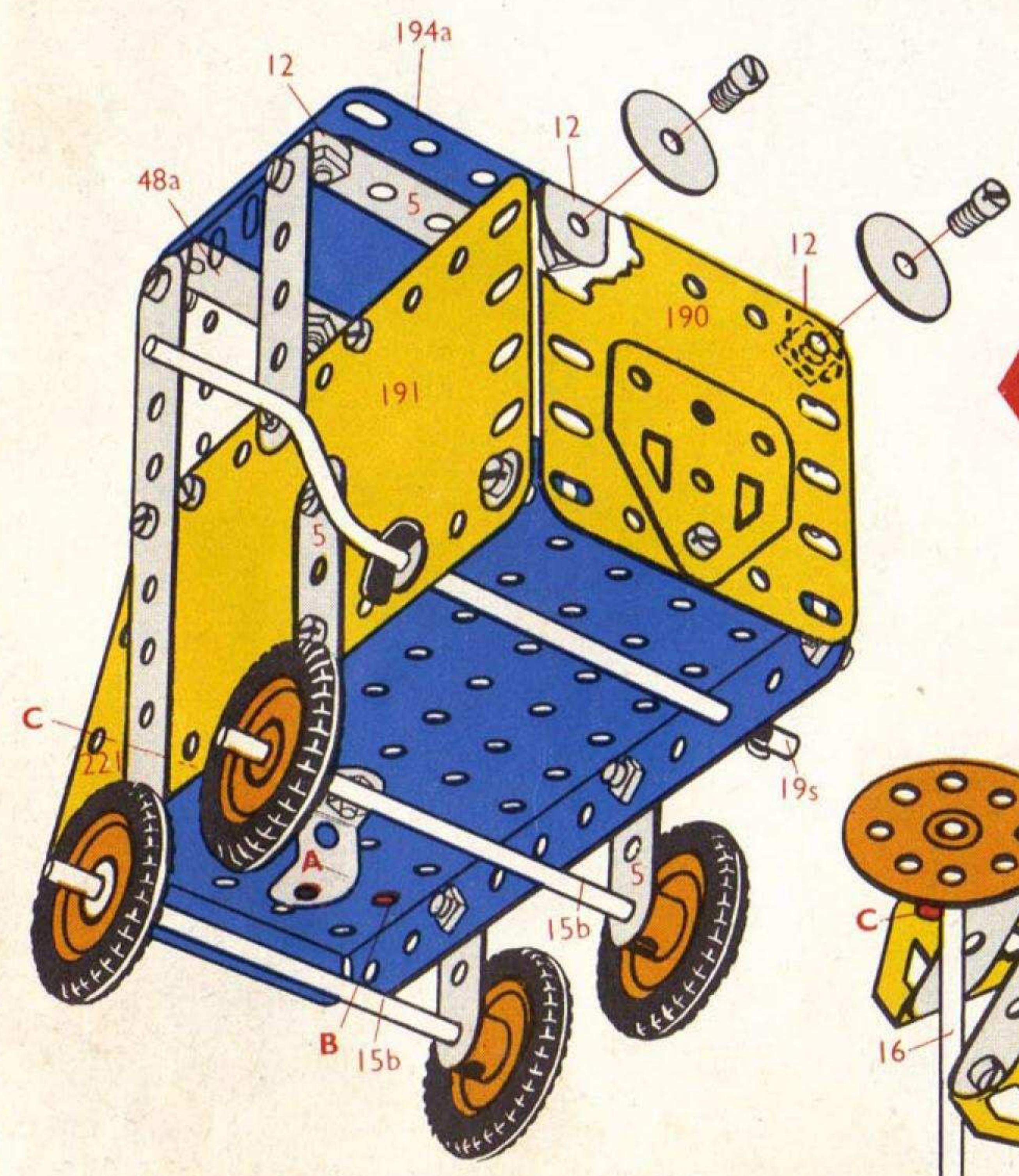
4.9.

- Grader
- Mechanische schop
- Niveleuse
- Motolivellatore
- Planierfahrzeug
- Väghyvel
- Niveladora
- Veiskrape

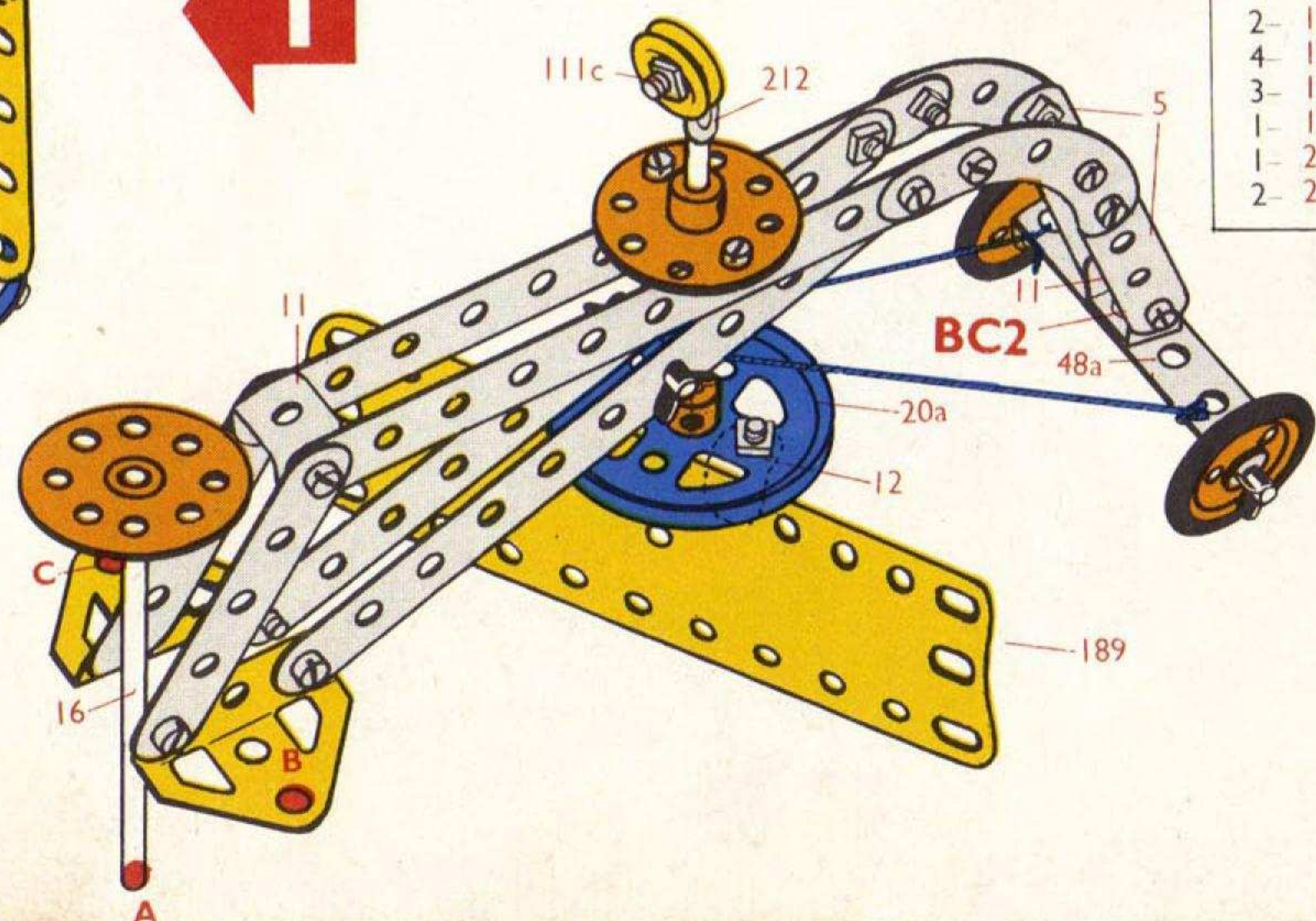
| | | |
|--------|---------|---------|
| 6- 2 | 7- 35 | 4- 142c |
| 9- 5 | 60- 37a | 2- 155 |
| 2- 11 | 58- 37b | 1- 176 |
| 10- 12 | 10- 38 | 1- 186 |
| 2- 15b | 2- 38d | 1- 189 |
| 3- 16 | 1- 40 | 2- 190 |
| 1- 18b | 2- 48a | 2- 191 |
| 1- 19s | 1- 52 | 2- 193 |
| 1- 20a | 2- 90a | 1- 194a |
| 4- 22 | 1- 111c | 1- 212 |
| 2- 22a | 1- 125 | 1- 214 |
| 1- 23 | 2- 126 | 2- 221 |
| 2- 24 | 1- 126a | |



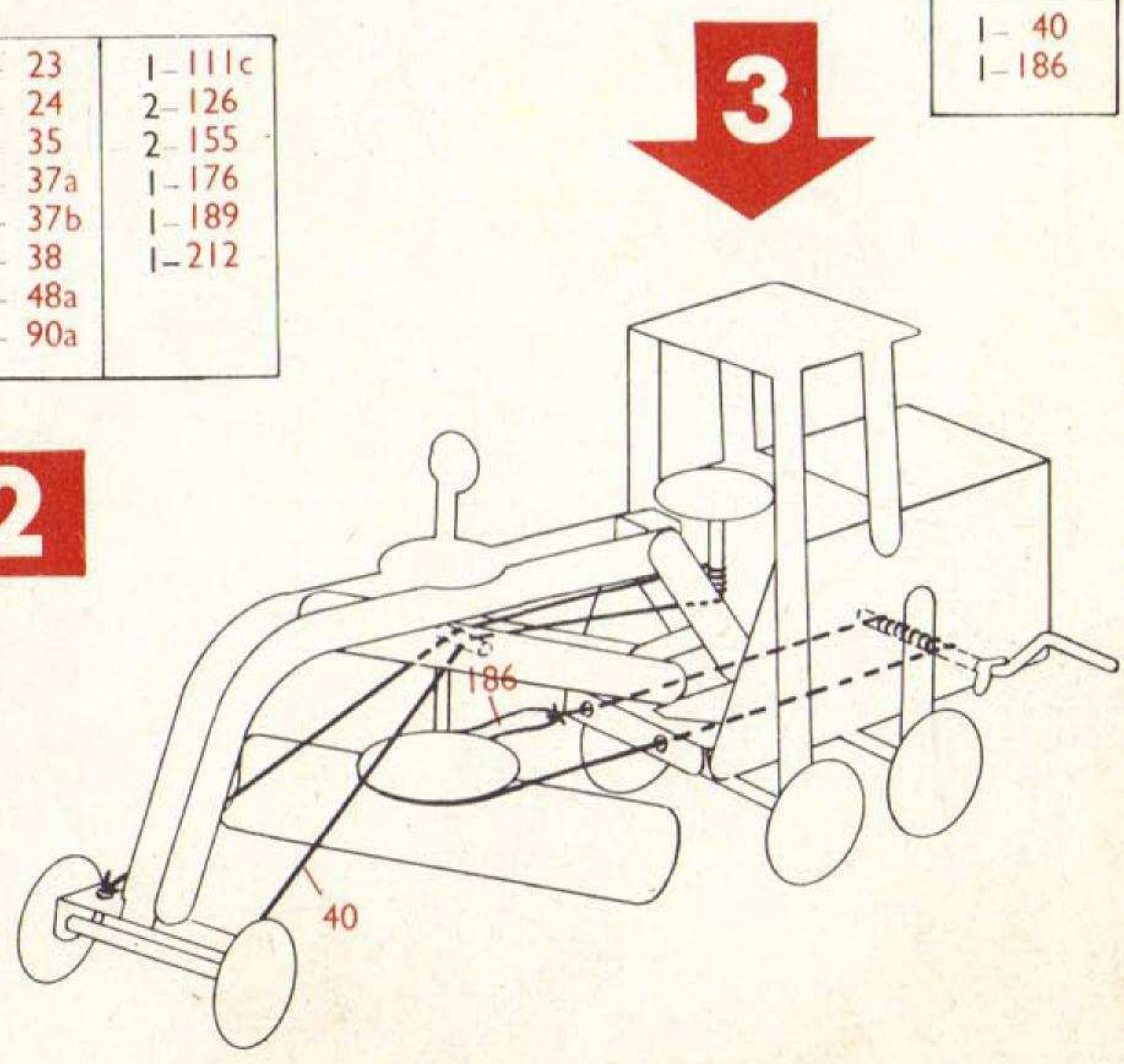
| | |
|---------|---------|
| 2- 2 | 1- 48a |
| 5- 5 | 1- 52 |
| 6- 12 | 1- 125 |
| 2- 15b | 1- 126a |
| 1- 19s | 4- 142c |
| 4- 22 | 2- 190 |
| 2- 35 | 2- 191 |
| 31- 37a | 2- 193 |
| 31- 37b | 1- 194a |
| 6- 38 | 1- 214 |
| 2- 38d | 2- 221 |



| | | |
|--------|---------|---------|
| 4- 2 | 1- 23 | 1- 111c |
| 4- 5 | 2- 24 | 2- 126 |
| 2- 11 | 5- 35 | 2- 155 |
| 4- 12 | 29- 37a | 1- 176 |
| 3- 16 | 27- 37b | 1- 189 |
| 1- 18b | 4- 38 | 1- 212 |
| 1- 20a | 1- 48a | |
| 2- 22a | 2- 90a | |



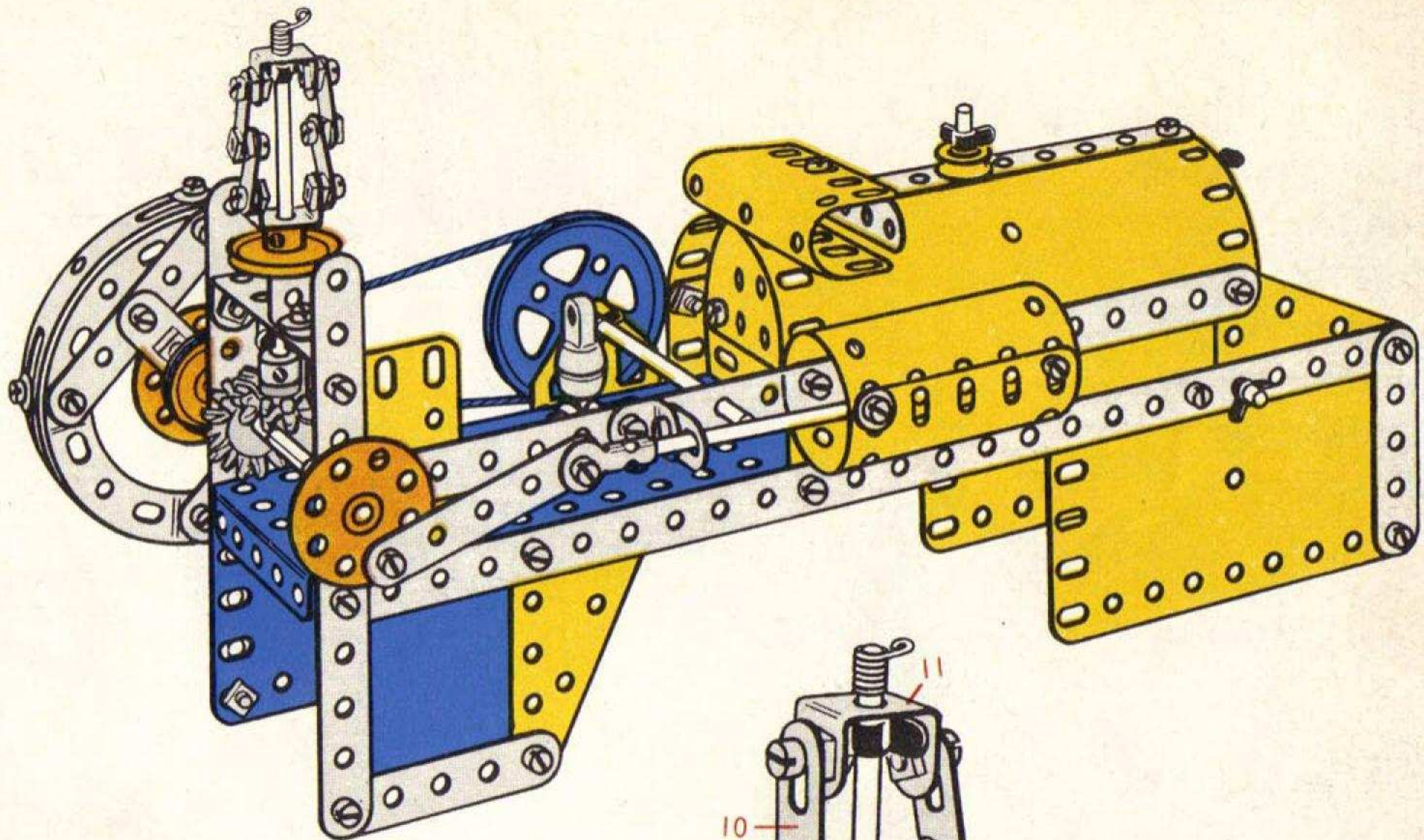
| |
|--------|
| 1- 40 |
| 1- 186 |



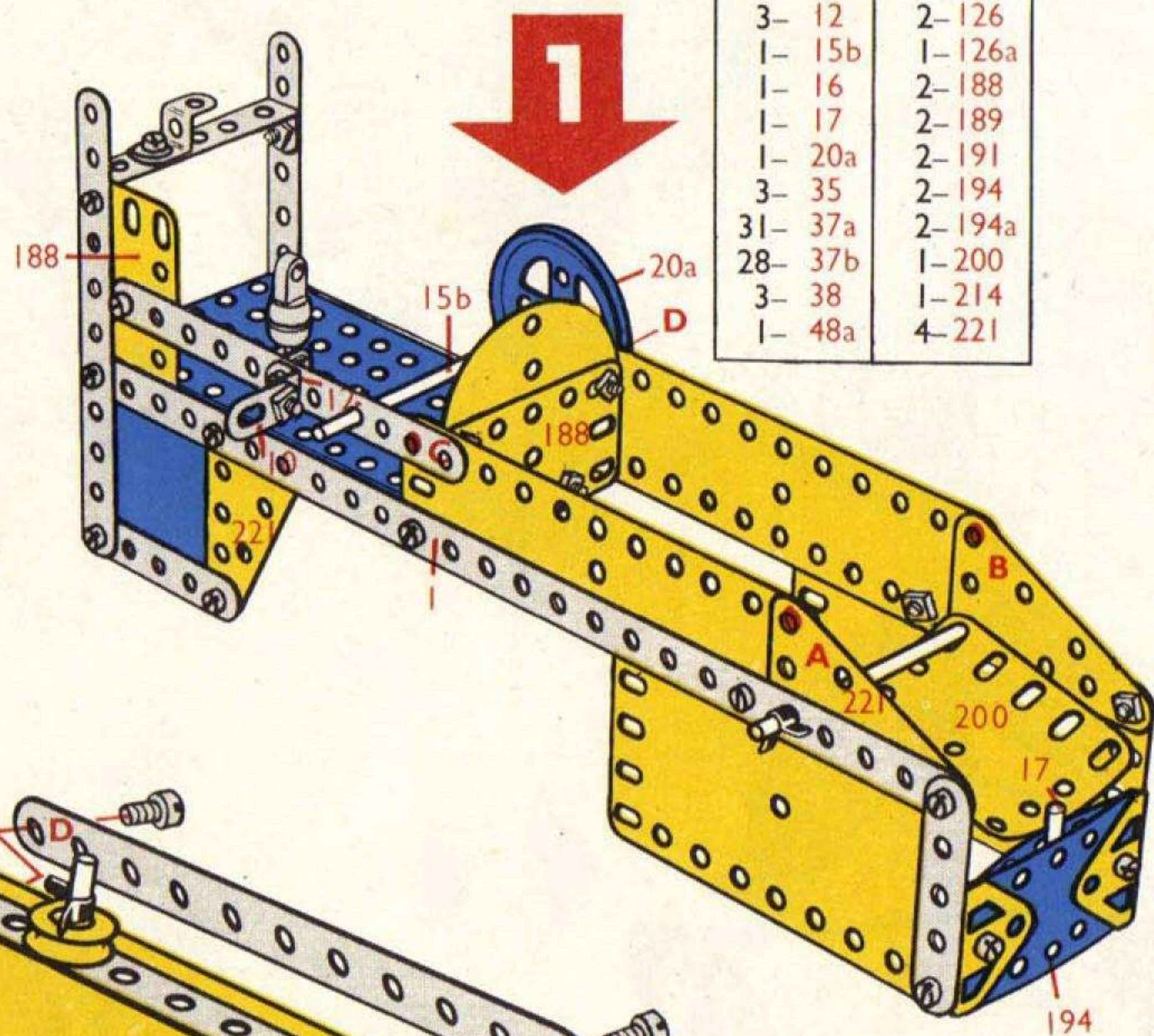
4.10.

Horizontal Steam Engine
 Horizontale stoommachine
 Machine à vapeur horizontale
 Caldaia a vapore orizzontale
 Waagrechte Dampfmaschine
 Horizontalångmaskin
 Máquina de vapor horizontal
 Horizontal dampmaskin


| | | | |
|--------|---------|---------|---------|
| 2- 1 | 1- 20a | 1- 52 | 2- 191 |
| 6- 2 | 3- 22 | 1- 57c | 2- 192 |
| 9- 5 | 1- 22a | 4- 90a | 2- 194 |
| 5- 10 | 1- 23 | 3- 111c | 2- 194a |
| 2- 11 | 2- 24 | 1- 125 | 1- 199 |
| 8- 12 | 2- 27f | 2- 126 | 1- 200 |
| 2- 15b | 7- 35 | 1- 126a | 1- 212 |
| 2- 16 | 71- 37a | 1- 155 | 1- 213 |
| 1- 17 | 60- 37b | 1- 176 | 2- 214 |
| 1- 18a | 9- 38 | 2- 188 | 4- 215 |
| 1- 18b | 1- 40 | 2- 189 | 4- 221 |
| 1- 19s | 2- 48a | 2- 190 | |




| | |
|---------|---------|
| 2- 1 | 1- 52 |
| 3- 2 | 1- 57c |
| 4- 5 | 3- 111c |
| 1- 10 | 1- 125 |
| 3- 12 | 2- 126 |
| 1- 15b | 1- 126a |
| 1- 16 | 2- 188 |
| 1- 17 | 2- 189 |
| 1- 20a | 2- 191 |
| 3- 35 | 2- 194 |
| 31- 37a | 2- 194a |
| 28- 37b | 1- 200 |
| 3- 38 | 1- 214 |
| 1- 48a | 4- 221 |



| |
|---------|
| 3- 2 |
| 1- 5 |
| 3- 12 |
| 1- 18b |
| 1- 22a |
| 1- 23 |
| 2- 35 |
| 12- 37a |
| 12- 37b |
| 1- 48a |
| 1- 155 |
| 2- 190 |
| 2- 192 |
| 1- 199 |
| 1- 214 |



| |
|---------|
| 4- 5 |
| 4- 10 |
| 2- 11 |
| 2- 12 |
| 1- 15b |
| 1- 16 |
| 1- 18a |
| 1- 19s |
| 3- 22 |
| 2- 24 |
| 2- 27f |
| 2- 35 |
| 28- 37a |
| 20- 37b |
| 6- 38 |
| 4- 90a |
| 1- 176 |
| 1- 212 |
| 1- 213 |
| 4- 215 |

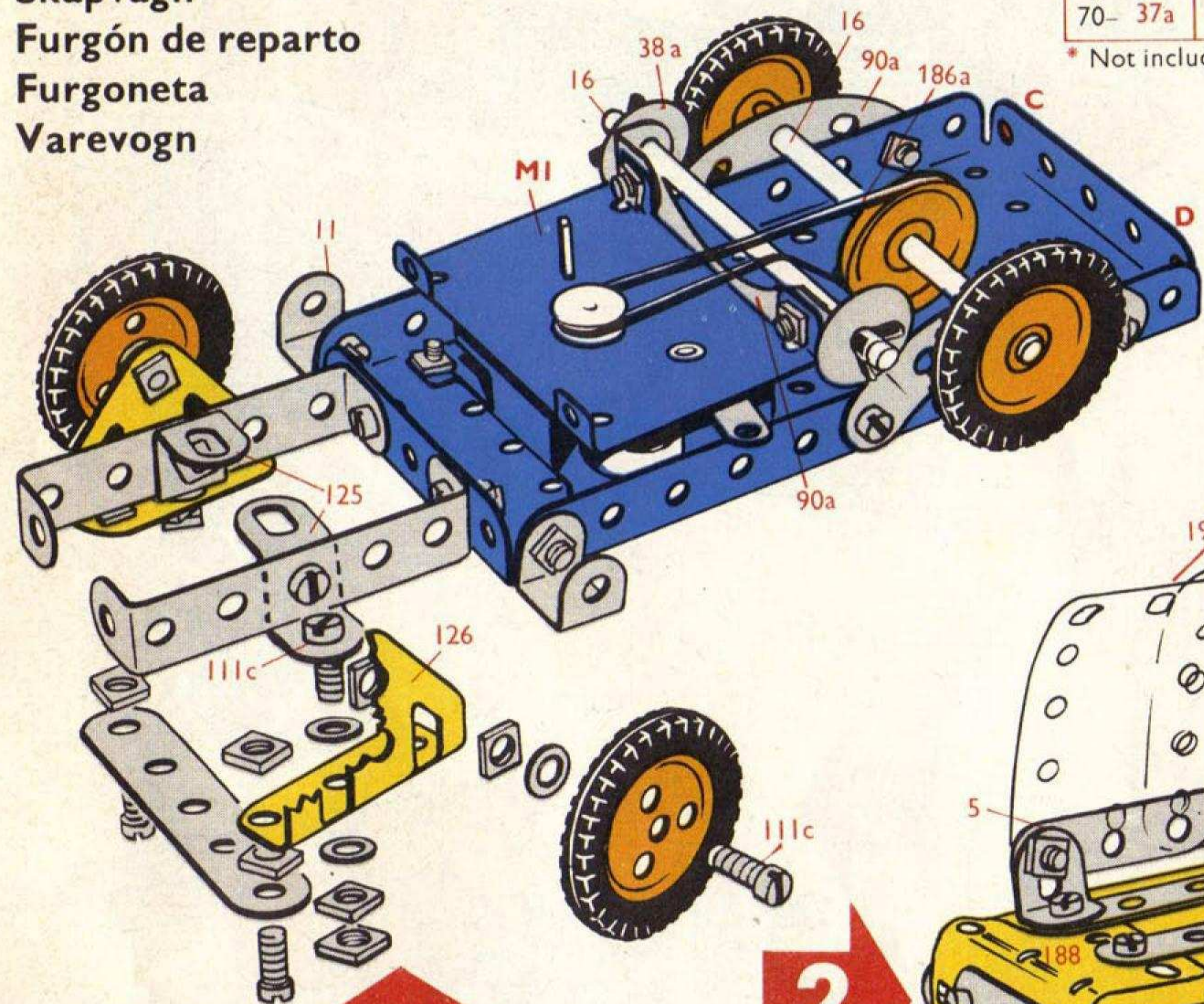


4.11.

Delivery Van
 Bestelwagen
 Camionnette
 Furgoncino
 Lieferfahrzeug
 Skåpvagn
 Furgón de reparto
 Furgoneta
 Varevogn

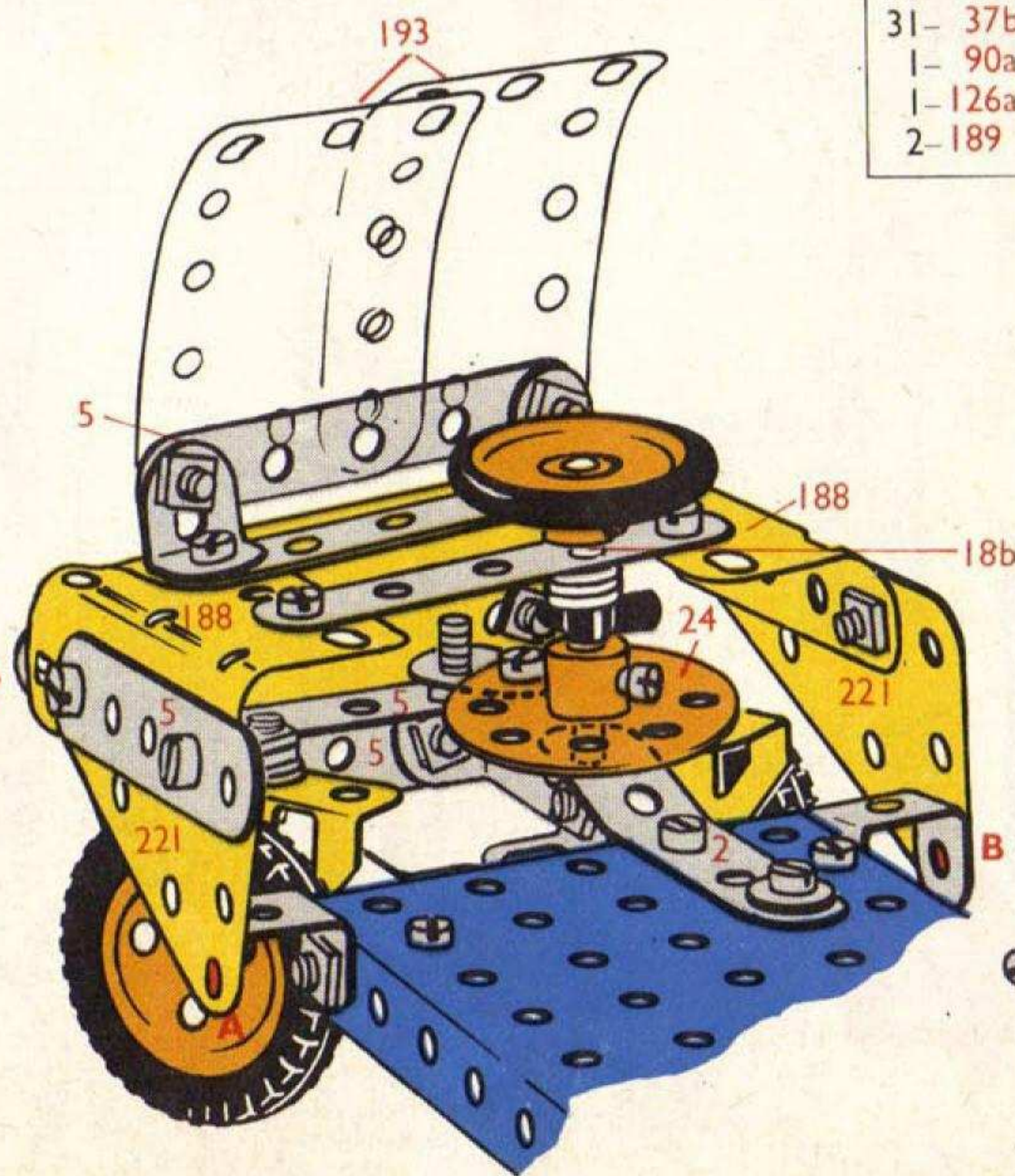
| | | |
|---------|---------|--------|
| 6- 2 | 62- 37b | 2-188 |
| 9- 5 | 10- 38 | 2-189 |
| 3- 10 | 2- 38d | 2-190 |
| 2- 11 | 2- 48a | 2-191 |
| 4- 12 | 1- 52 | 2-192 |
| 2- 16 | 4- 90a | 2-193 |
| 1- 18a | 4-111c | 2-194 |
| 1- 18b | 2-125 | 2-194a |
| 4- 22 | 2-126 | 1-199 |
| 2- 22a | 2-126a | 1-212 |
| 1- 24 | 4-142c | 1-214 |
| 3- 35 | 1-155 | 2-221 |
| 70- 37a | *1-186a | *1-MI |

* Not included in set





| | |
|---------|---------|
| 1- 5 | 2- 38d |
| 2- 11 | 2- 48a |
| 2- 12 | 1- 52 |
| 2- 16 | 3- 90a |
| 3- 22 | 4-111c |
| 2- 22a | 2-125 |
| 2- 35 | 2-126 |
| 24- 37a | 4-142c |
| 16- 37b | *1-186a |
| 6- 38 | |

| | |
|---------|---------|
| 8- 5 | 15- 37b |
| 3- 10 | 4- 38 |
| 2- 12 | 1-126a |
| 1- 18a | 1-155 |
| 1- 22 | 2-188 |
| 1- 24 | 2-193 |
| 1- 35 | 1-199 |
| 15- 37a | 2-221 |



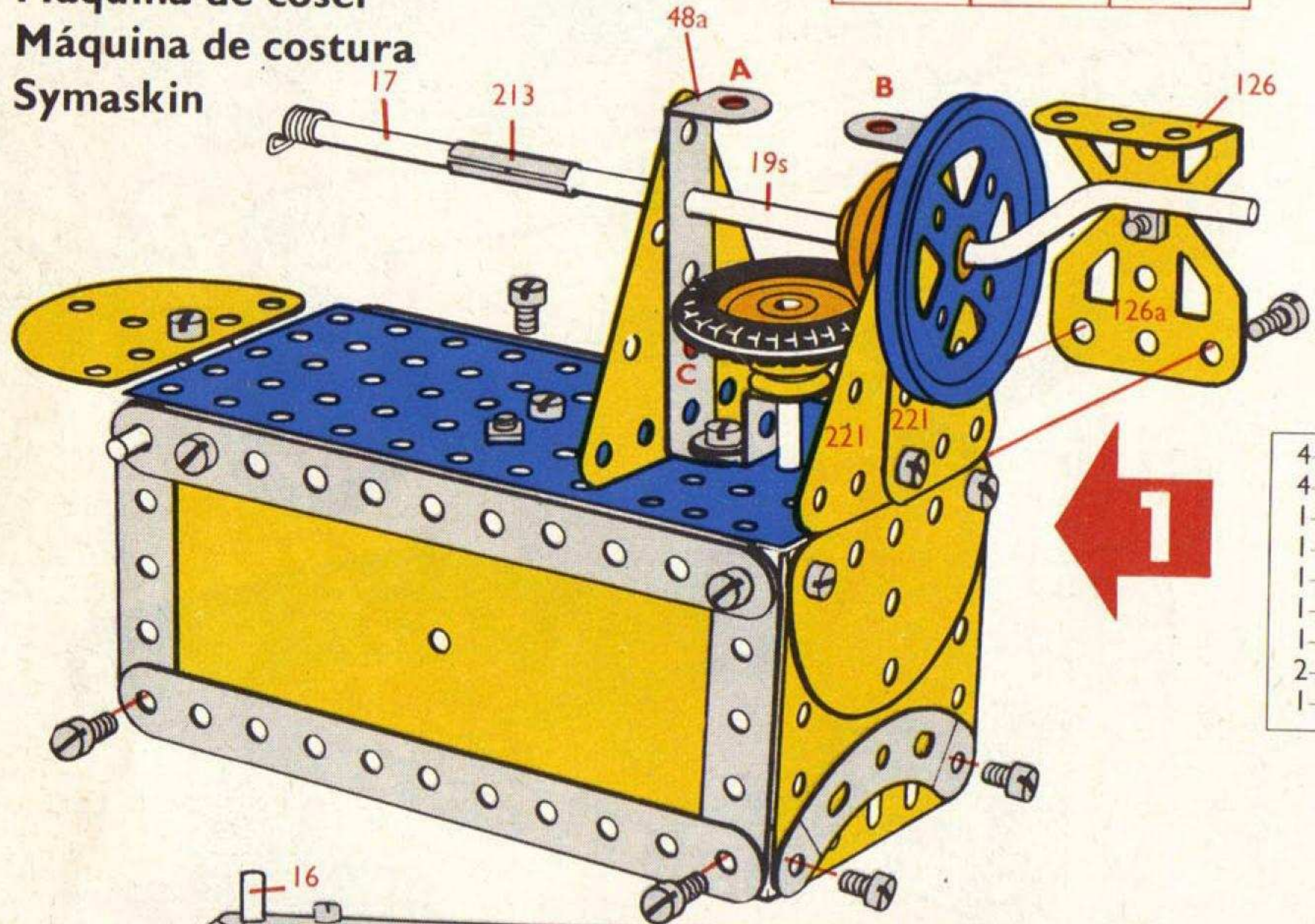
| | |
|---------|--------|
| 6- 2 | 2-190 |
| 1- 18b | 2-191 |
| 31- 37a | 2-192 |
| 31- 37b | 2-194 |
| 1- 90a | 2-194a |
| 1-126a | 1-212 |
| 2-189 | 1-214 |



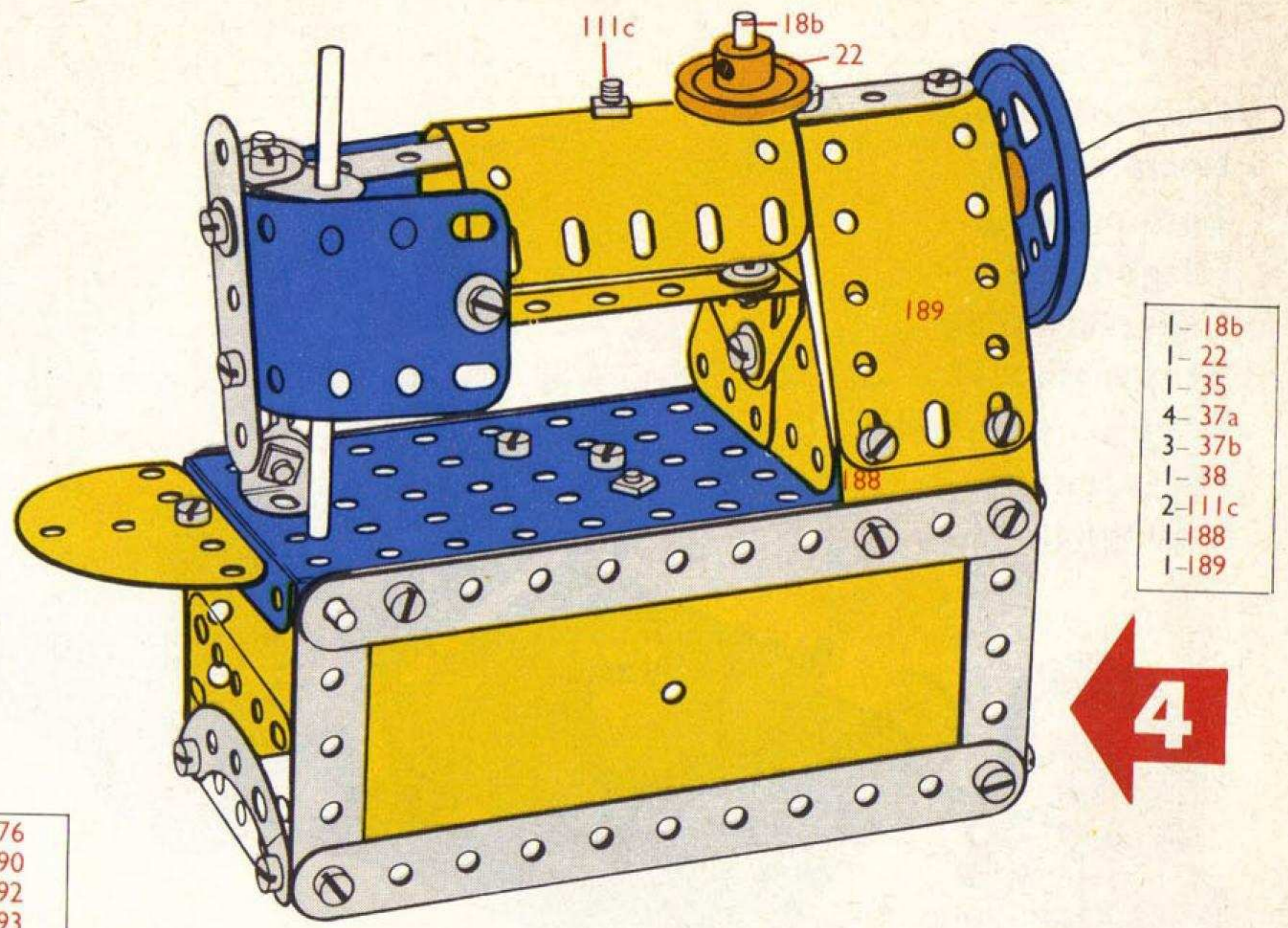
4.12.

Sewing Machine
 Naaimachine
 Machine à coudre
 Macchina per cucire
 Nähmaschine
 Symaskin
 Máquina de coser
 Máquina de costura
 Symaskin


| | | |
|-------|--------|--------|
| 5- 2 | 1- 24 | 1-142c |
| 7- 5 | 5- 35 | 1-176 |
| 5-10 | 45-37a | 2-188 |
| 2-11 | 38-37b | 1-189 |
| 10-12 | 10- 38 | 1-190 |
| 2-16 | 1- 38d | 2-192 |
| 2-17 | 2- 48a | 1-193 |
| 1-18a | 1- 52 | 2-194 |
| 1-18b | 3- 90a | 1-199 |
| 1-19s | 5-111c | 1-212 |
| 1-20a | 2-125 | 1-213 |
| 3-22 | 2-126 | 2-214 |
| 1-23 | 2-126a | 4-221 |



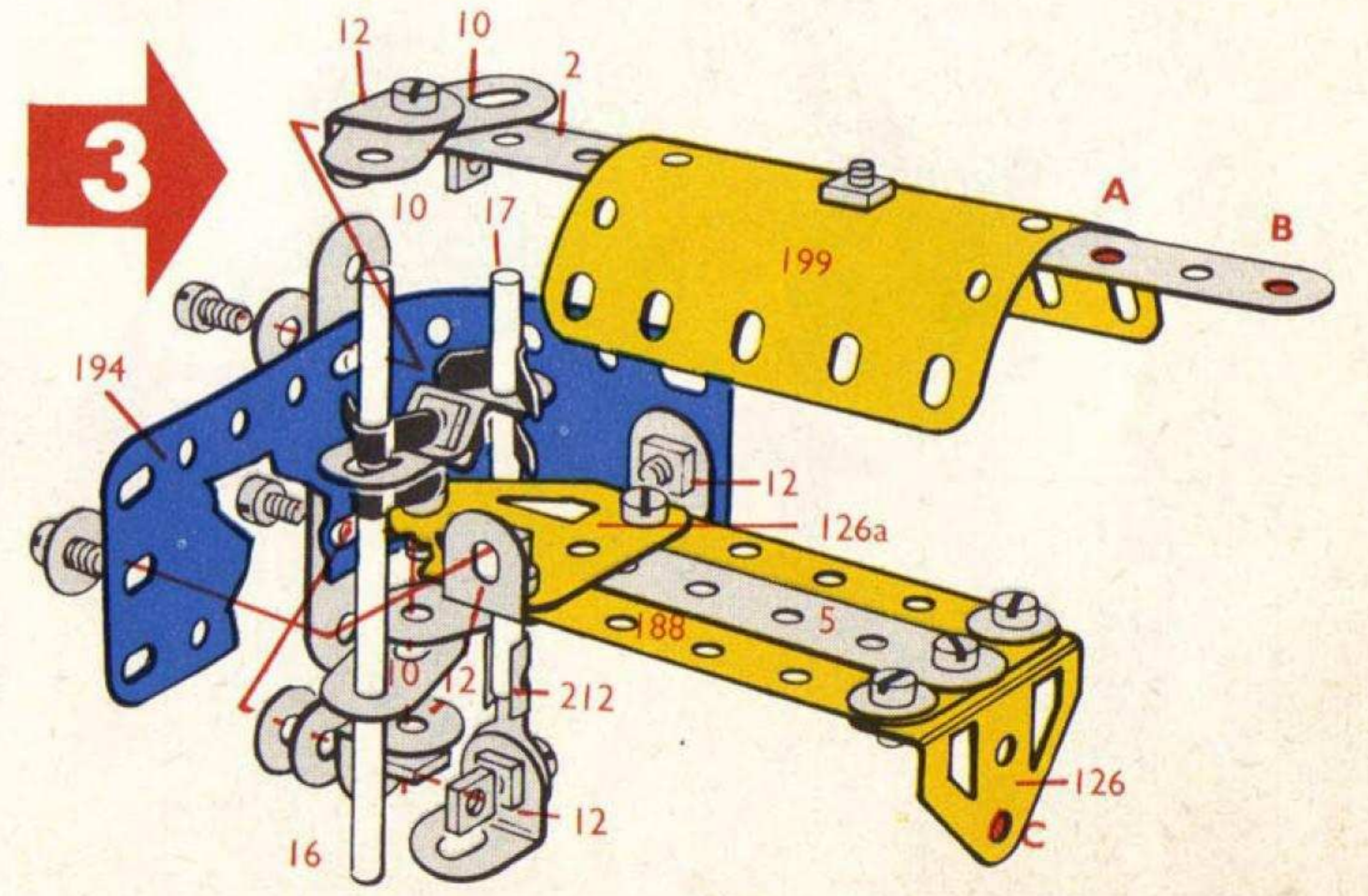
| | | |
|-------|---------|-------|
| 4- 2 | 19- 37a | 1-176 |
| 4- 5 | 19- 37b | 1-190 |
| 1-16 | 2- 48a | 2-192 |
| 1-17 | 1- 52 | 1-193 |
| 1-18a | 2- 90a | 1-213 |
| 1-19s | 2-125 | 2-214 |
| 1-20a | 1-126 | 4-221 |
| 2-22 | 1-126a | |
| 1-23 | 1-142c | |



| |
|--------|
| 1-18b |
| 1-22 |
| 1-35 |
| 4-37a |
| 3-37b |
| 1-38 |
| 2-111c |
| 1-188 |
| 1-189 |



| | |
|-------|--------|
| 1- 5 | 2- 37b |
| 1-10 | 2- 38 |
| 2-11 | 1- 38d |
| 3-12 | 1- 90a |
| 1-24 | 4-111c |
| 8-37a | 1-186 |



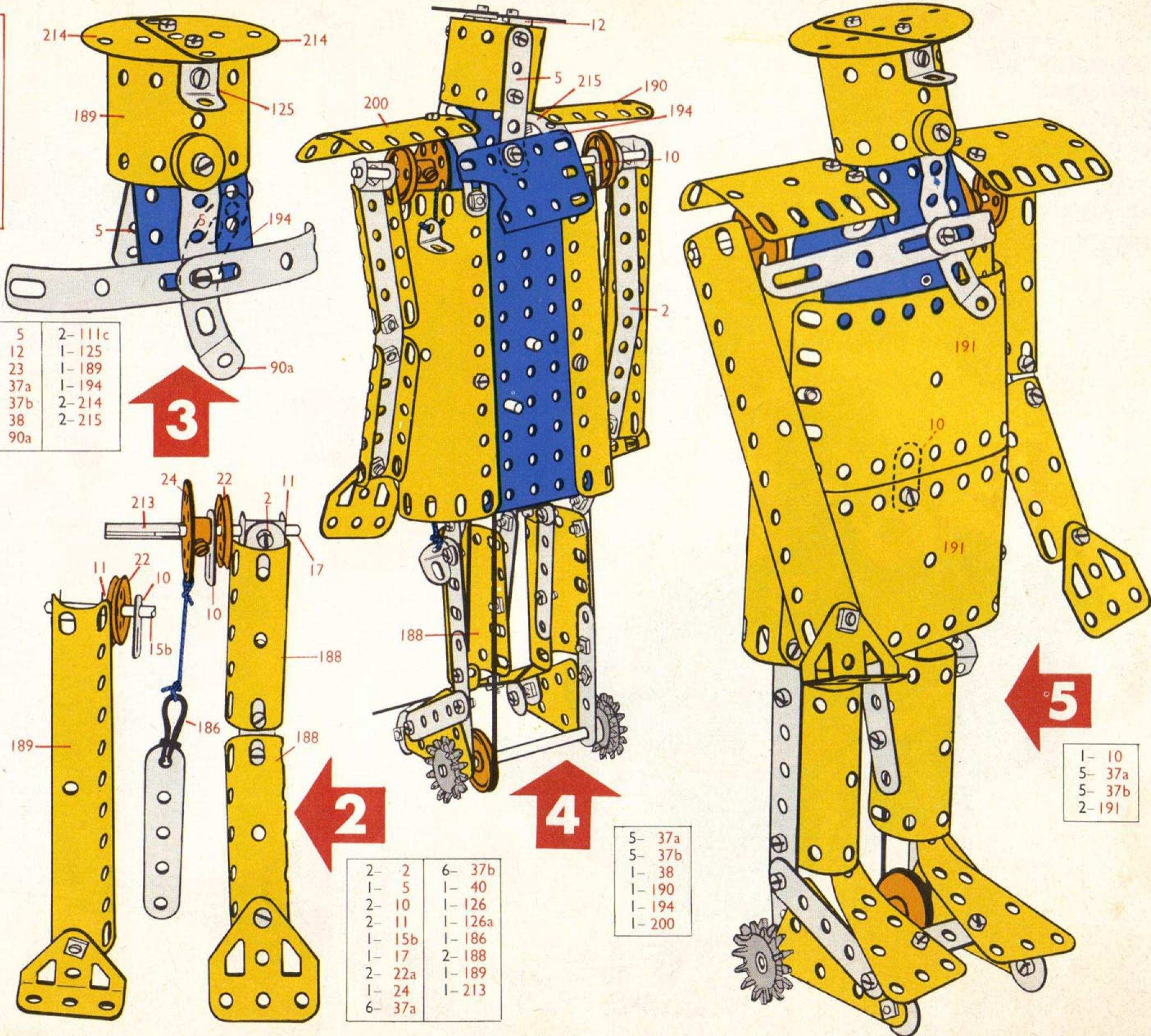
| |
|--------|
| 1- 2 |
| 2- 5 |
| 4-10 |
| 7-12 |
| 1-16 |
| 1-17 |
| 4-35 |
| 14-37a |
| 14-37b |
| 7-38 |
| 1-126 |
| 1-126a |
| 1-188 |
| 2-194 |
| 1-199 |
| 1-212 |

4.13

Robot
Roboter
Robô

| | | | |
|--------|---------|----------|--------|
| 4- 2 | 1- 23 | 2- 111c | 2- 194 |
| 9- 5 | *1- 23a | 1- 125 | 1- 199 |
| 5- 10 | 2- 24 | 1- 126 | 1- 200 |
| 2- 11 | 2- 27f | 1- 126a | 1- 213 |
| 5- 12 | 61- 37a | 1- 186 | 2- 214 |
| 1- 15b | 59- 37b | *1- 186a | 4- 215 |
| 1- 16 | 3- 38 | *1- 186b | 4- 221 |
| 2- 17 | 2- 38d | 2- 188 | *1- M1 |
| 1- 18a | 1- 40 | 2- 189 | |
| 1- 20a | 2- 48a | 2- 190 | |
| 3- 22 | 1- 52 | 2- 191 | |
| 2- 22a | 4- 90a | 2- 192 | |

*Not included in set



| | |
|--------|---------|
| 2- 5 | 2- 111c |
| 1- 12 | 1- 125 |
| 1- 23 | 1- 189 |
| 8- 37a | 1- 194 |
| 8- 37b | 2- 214 |
| 2- 38 | 2- 215 |
| 1- 90a | |



| |
|----------|
| 2- 2 |
| 6- 5 |
| 2- 10 |
| 4- 12 |
| 1- 16 |
| 1- 17 |
| 1- 18a |
| 1- 20a |
| 3- 22 |
| *1- 23a |
| 1- 24 |
| 2- 27f |
| 37- 37a |
| 35- 37b |
| 2- 38 |
| 2- 38d |
| 2- 48a |
| 1- 52 |
| 3- 90a |
| *1- 186a |
| *1- 186b |
| 1- 190 |
| 2- 192 |
| 1- 199 |
| 2- 215 |
| 4- 221 |




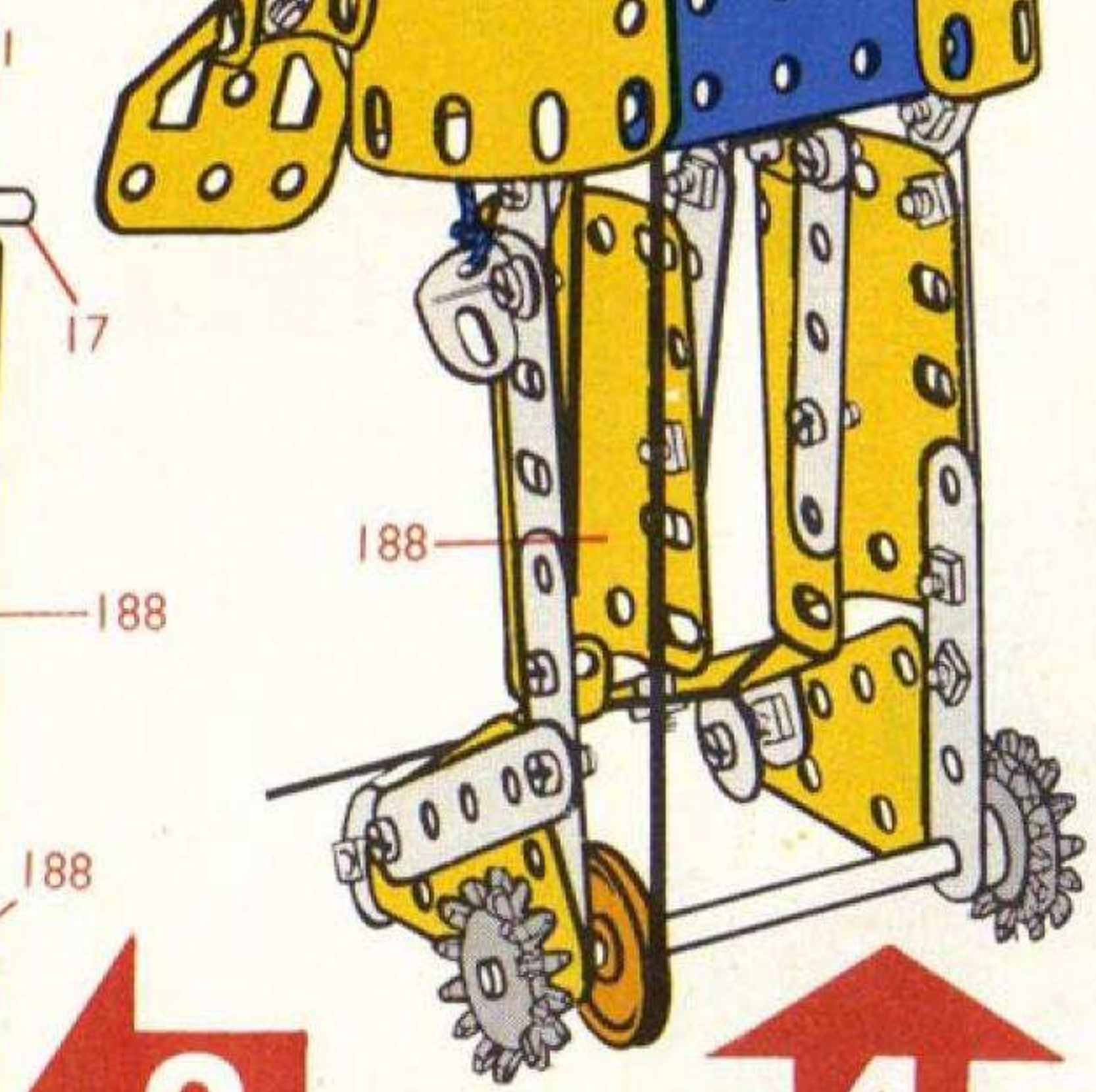
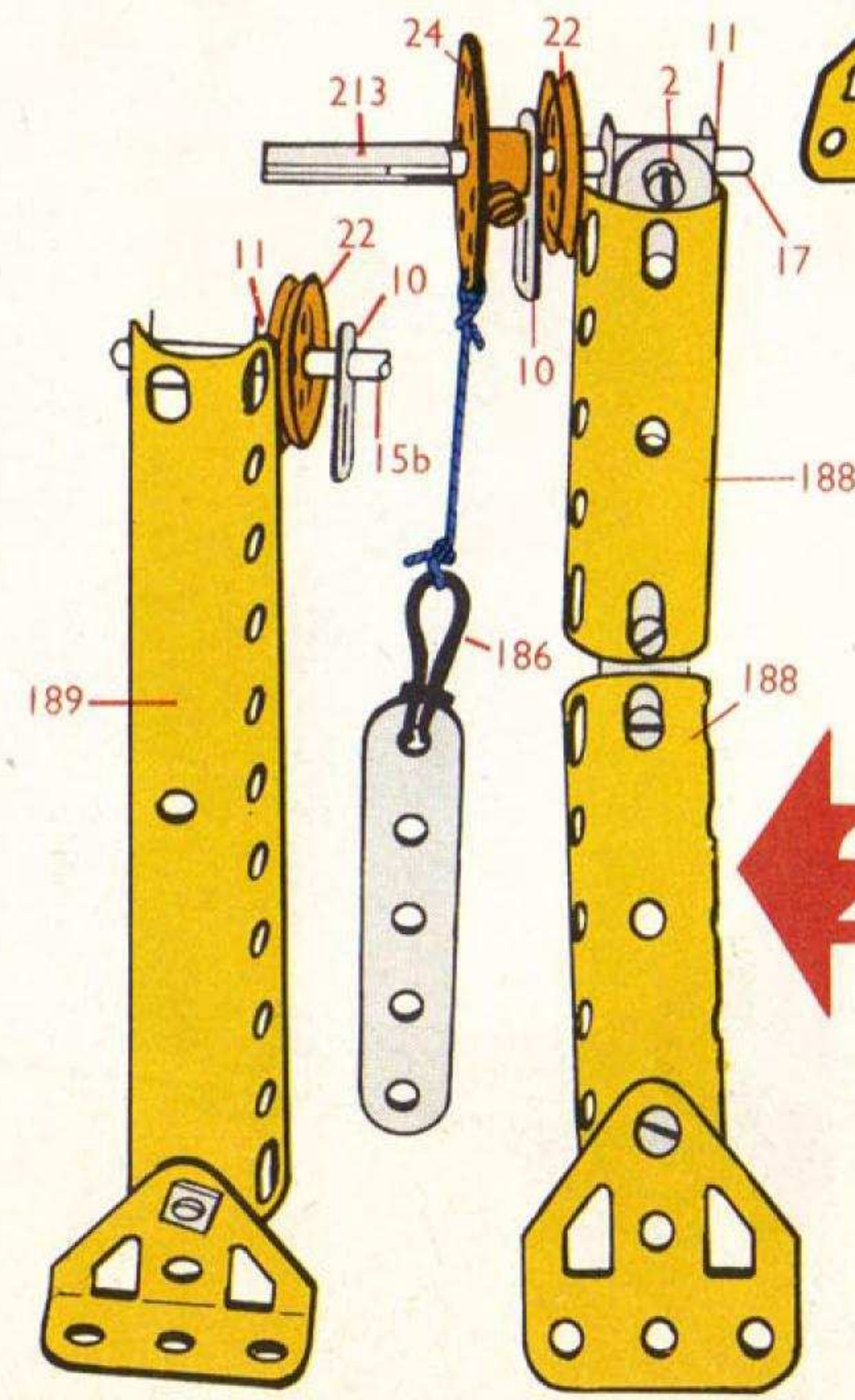
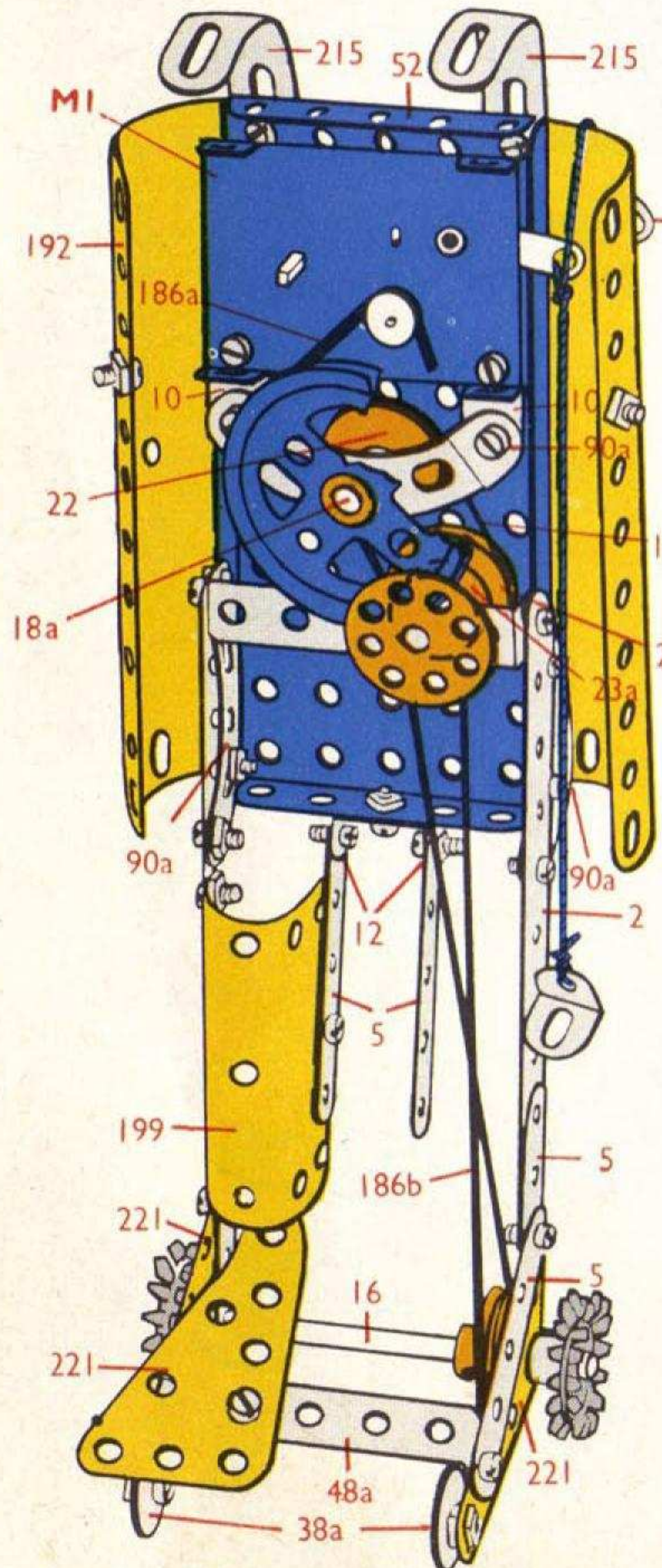
| | |
|--------|---------|
| 2- 2 | 6- 37b |
| 1- 5 | 1- 40 |
| 2- 10 | 1- 126 |
| 2- 11 | 1- 126a |
| 1- 15b | 1- 186 |
| 1- 17 | 2- 188 |
| 2- 22a | 1- 189 |
| 1- 24 | 1- 213 |
| 6- 37a | |



| |
|--------|
| 5- 37a |
| 5- 37b |
| 1- 38 |
| 1- 190 |
| 1- 194 |
| 1- 200 |



| |
|--------|
| 1- 10 |
| 5- 37a |
| 5- 37b |
| 2- 191 |

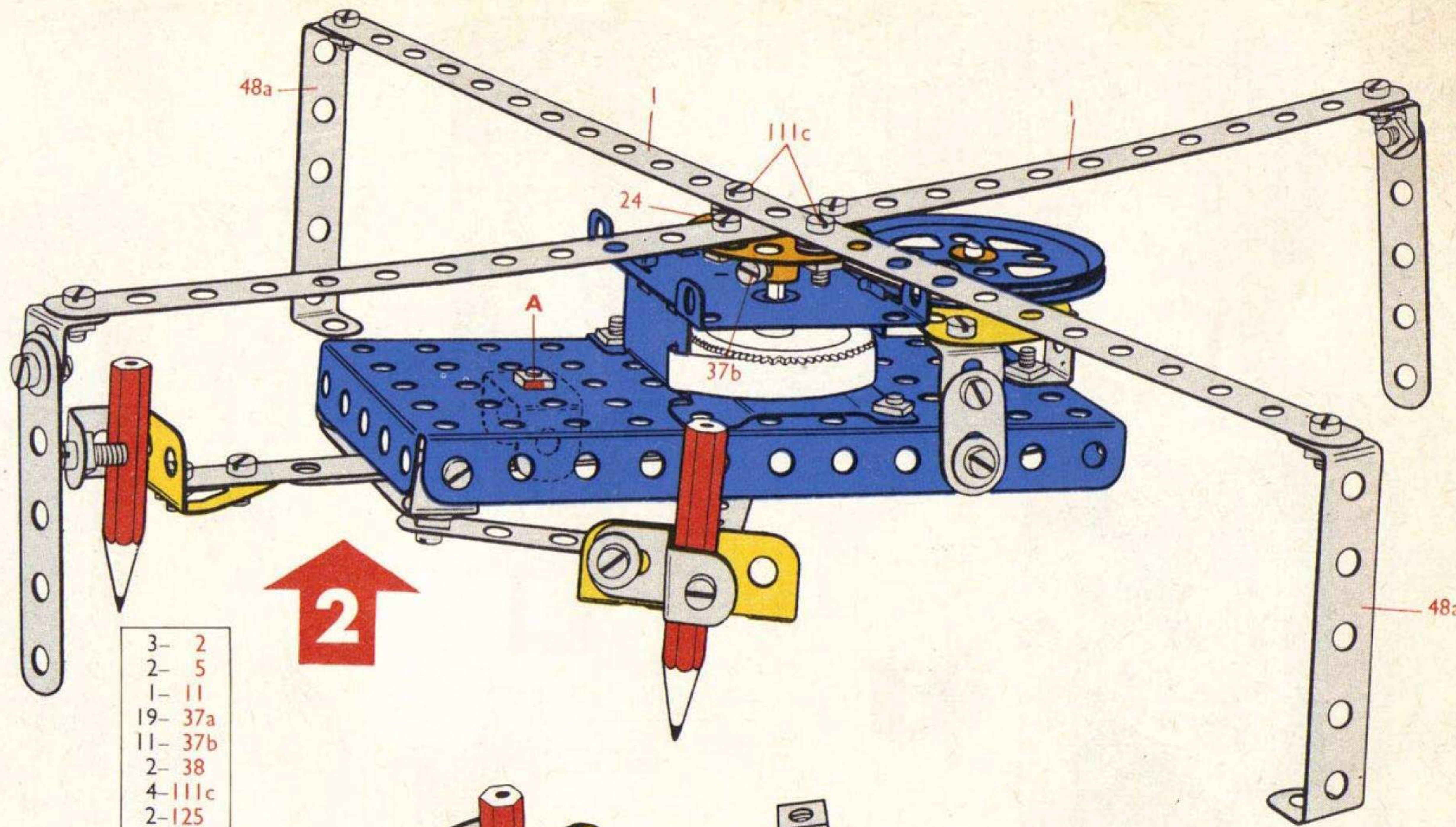


4.14.

Meccanograph
 Meccanograaf
 Mécanographe
 Meccanografo
 "Meccanograph"
 Mecanografo
 Meccanograf

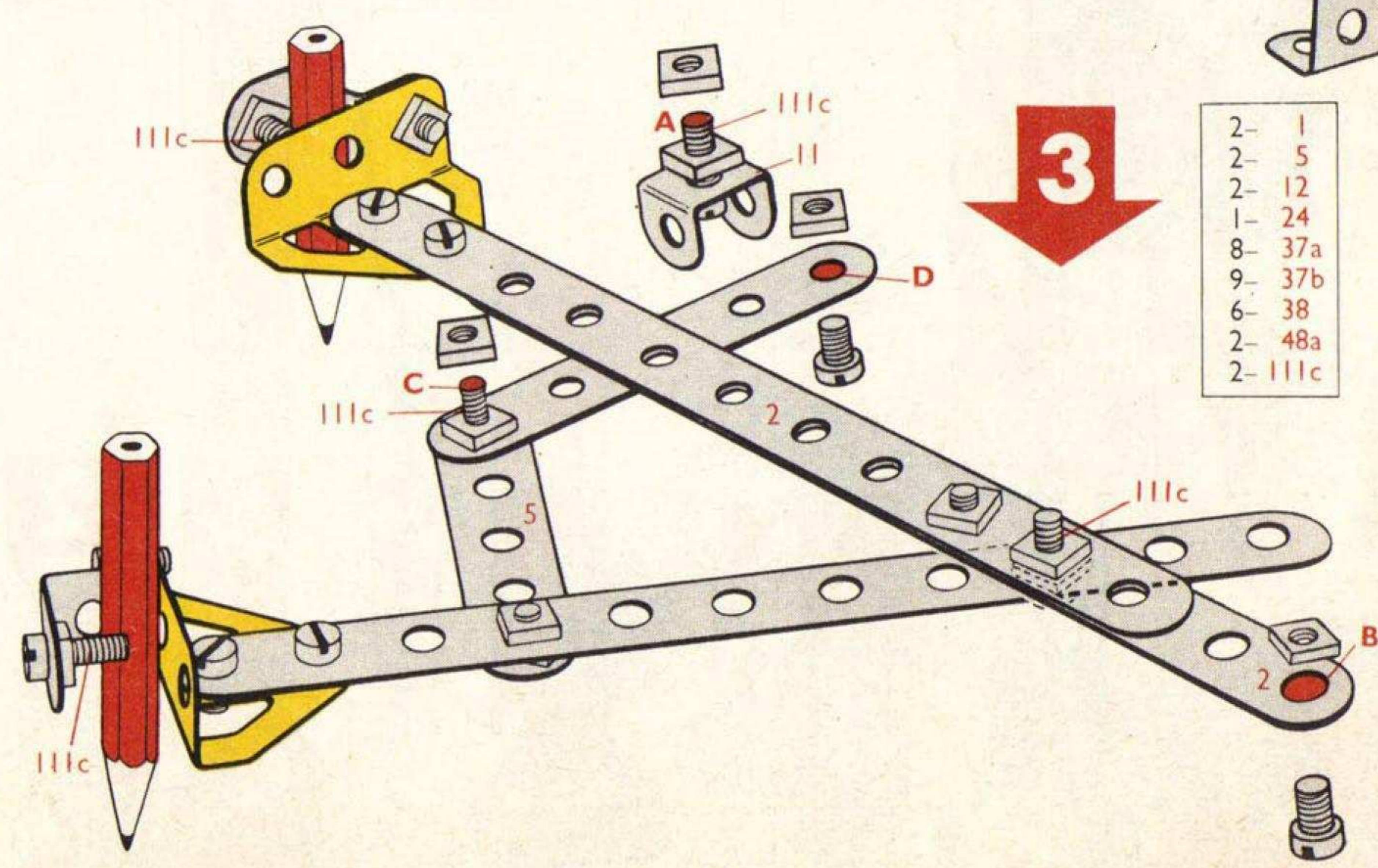
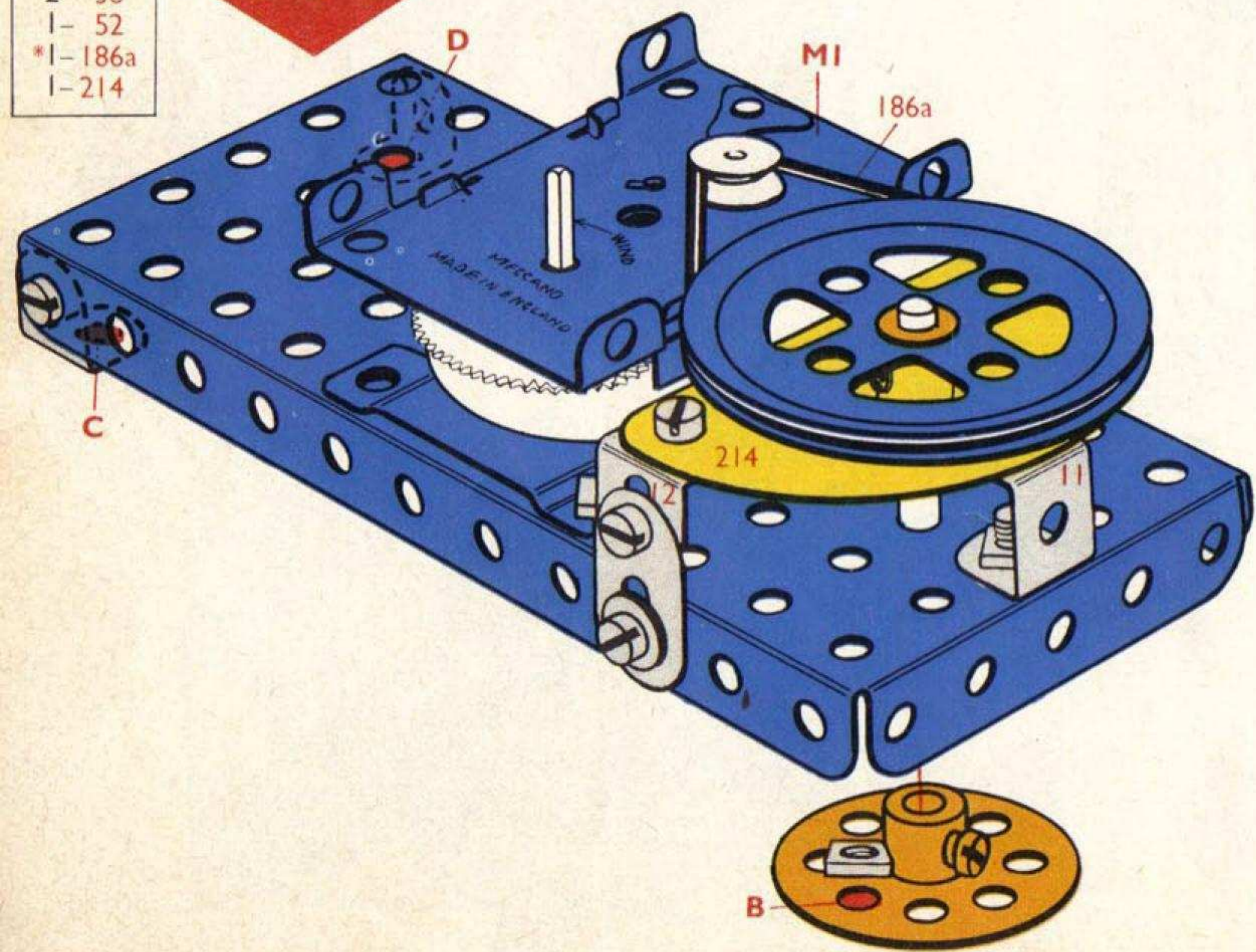
| | |
|---------|----------|
| 2- 1 | 32- 37b |
| 3- 2 | 10- 38 |
| 4- 5 | 2- 48a |
| 2- 10 | 1- 52 |
| 2- 11 | 6- IIIc |
| 6- 12 | 2- 125 |
| 1- 18a | 2- 126 |
| 1- 20a | *1- 186a |
| 2- 24 | 1- 214 |
| 39- 37a | *1- MI |

* Not included in set



| |
|---------|
| 3- 2 |
| 2- 5 |
| 1- 11 |
| 19- 37a |
| 11- 37b |
| 2- 38 |
| 4- IIIc |
| 2- 125 |
| 2- 126 |

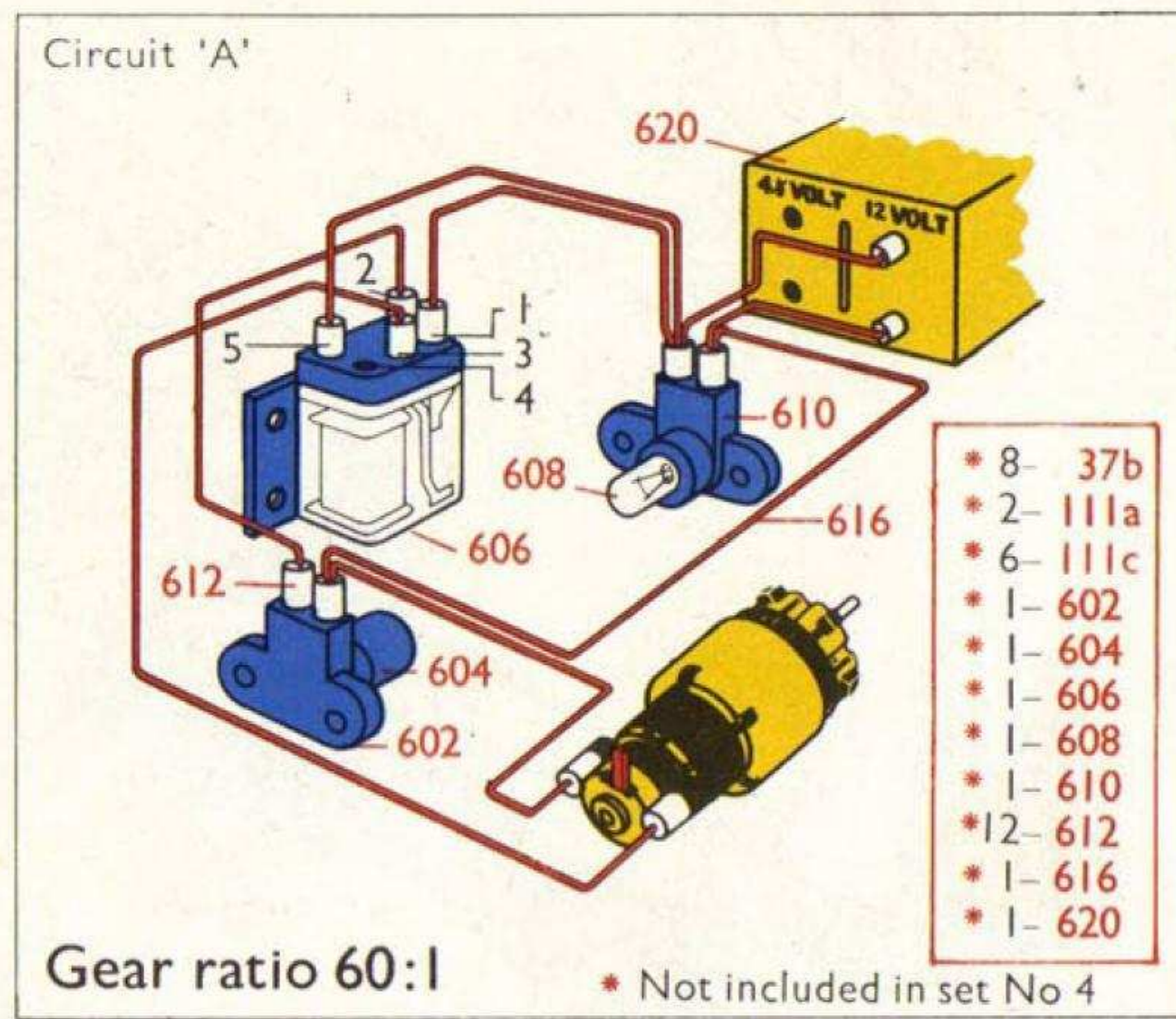
| |
|----------|
| 2- 10 |
| 1- 11 |
| 4- 12 |
| 1- 18a |
| 1- 20a |
| 1- 24 |
| 12- 37a |
| 12- 37b |
| 2- 38 |
| 1- 52 |
| *1- 186a |
| 1- 214 |



| |
|---------|
| 2- 1 |
| 2- 5 |
| 2- 12 |
| 1- 24 |
| 8- 37a |
| 9- 37b |
| 6- 38 |
| 2- 48a |
| 2- IIIc |

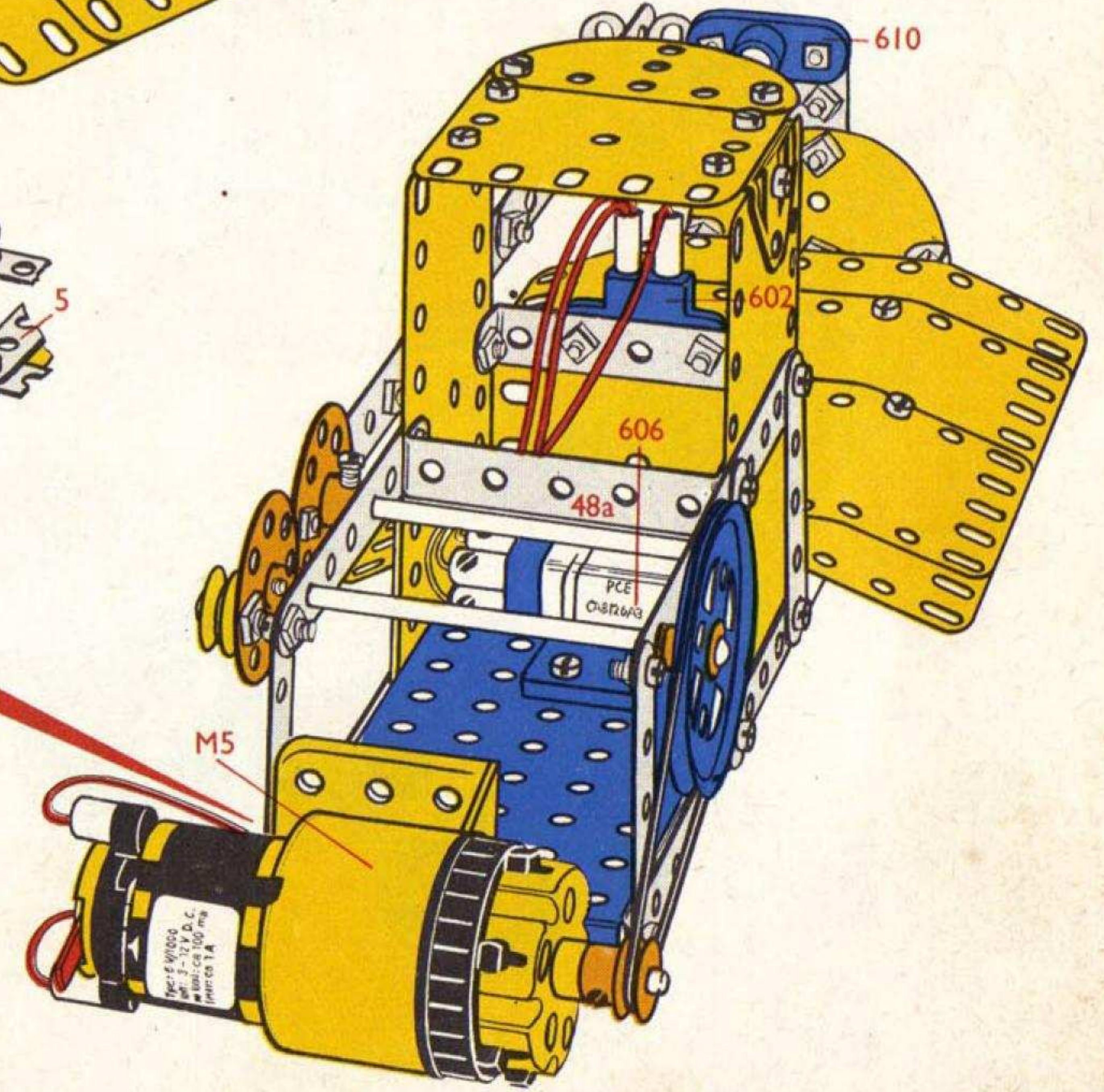
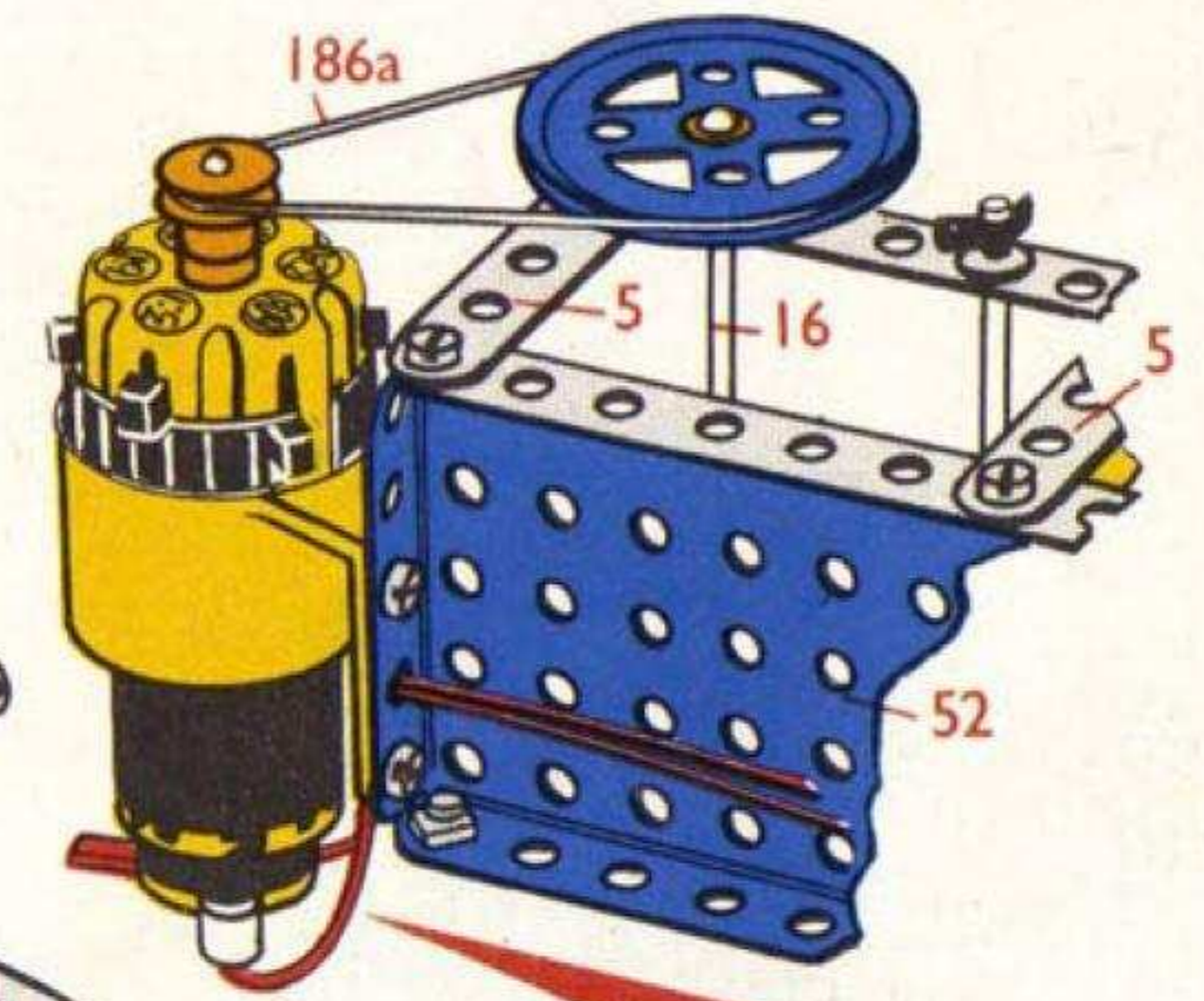
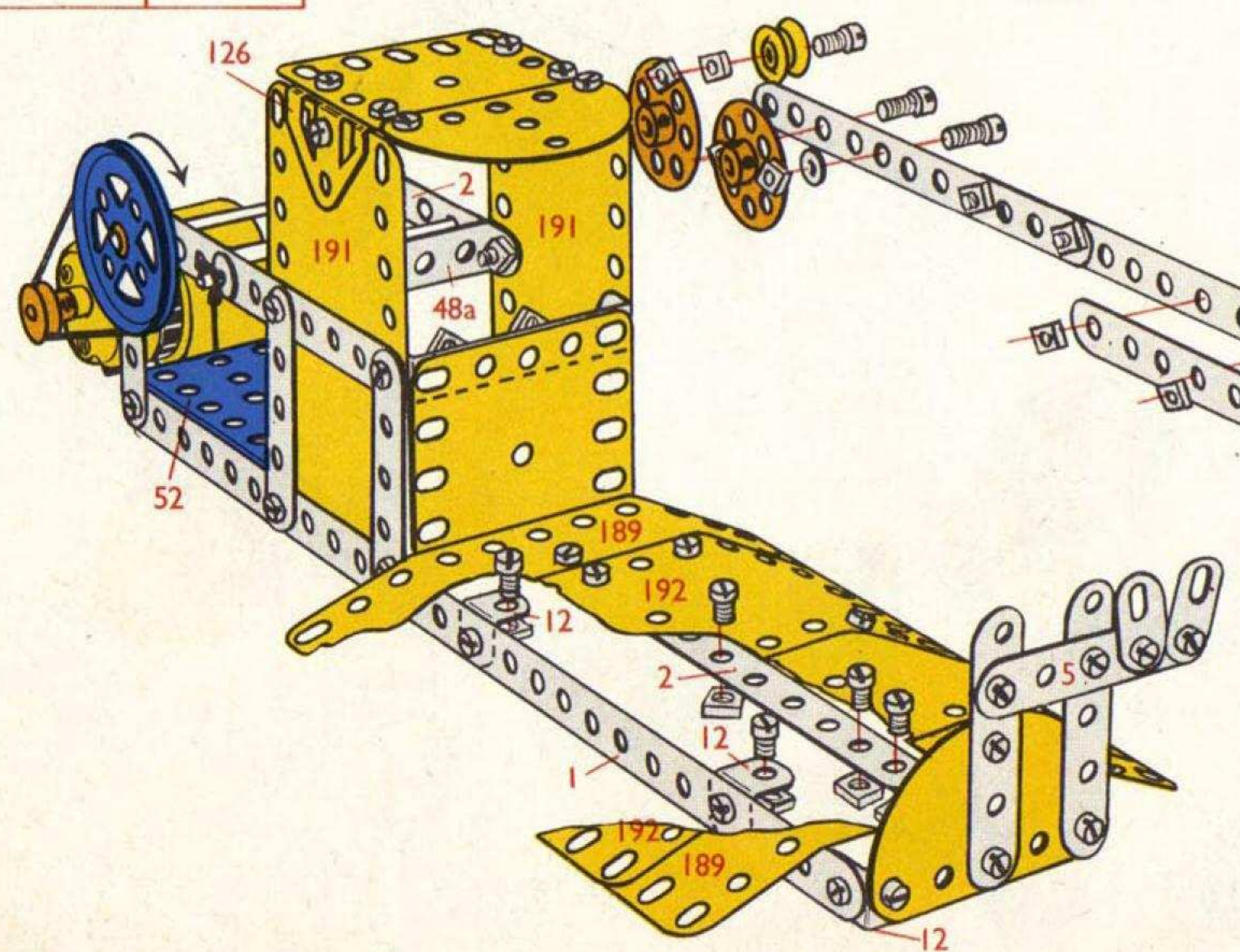
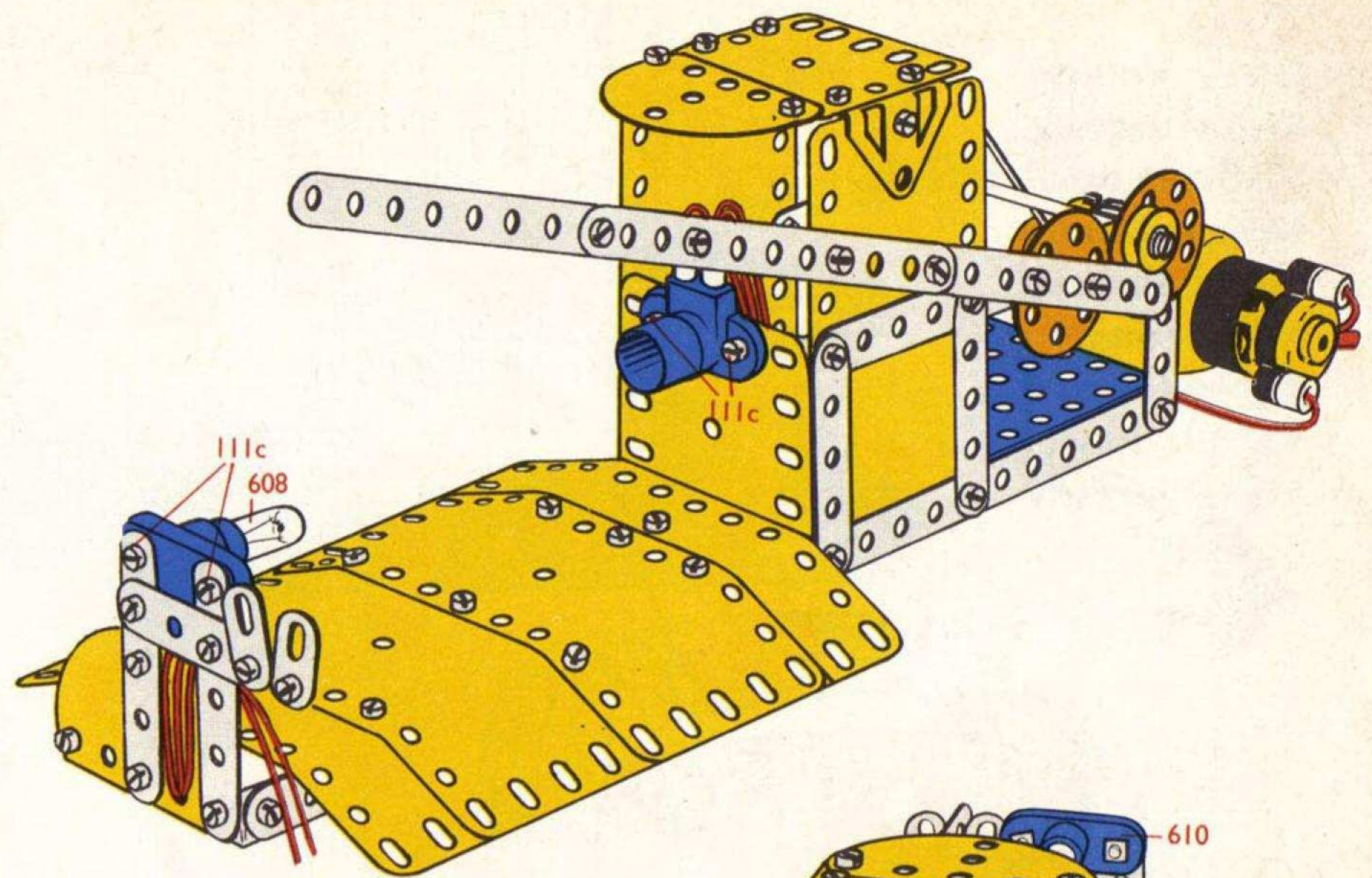
ELECTRONIC 4.16

Frontier Barrier
 Douane-tolhek
 Barrière de douane
 Barriera di frontiera
 Grenzschanke
 Gransparr
 Barrera fronteriza
 Barreira de fronteira
 Grensebom




*Not included in set 4

| | | |
|----------|---------|-----------|
| 2- 1 | 2- 24 | * 1- 186a |
| 6- 2 | 1- 35 | 2- 189 |
| 9- 5 | 56- 37a | 2- 190 |
| 2- 10 | 55- 37b | 2- 191 |
| 6- 12 | 5- 38 | 2- 192 |
| 2- 16 | 2- 48a | 2- 214 |
| 1- 20a | 1- 52 | * 1- M5 |
| 1- 23 | 1- 111c | |
| * 1- 23a | 2- 126 | |






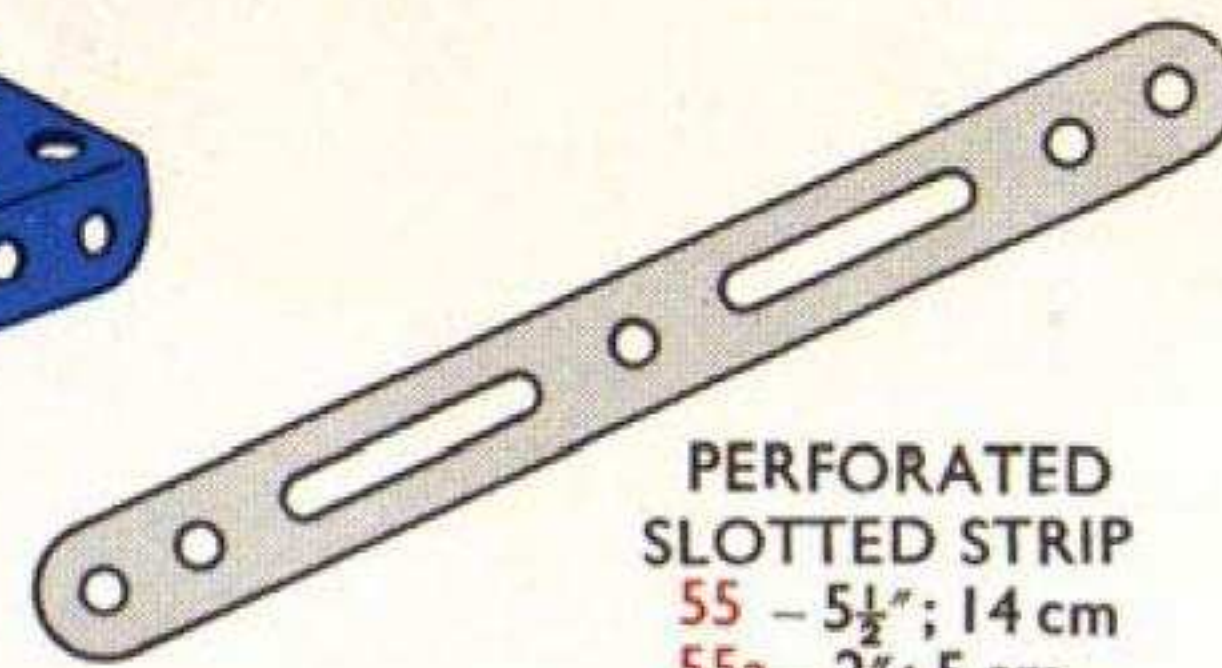
51
FLANGED PLATES
 51 - 2½" × 1½"; 60 × 38 mm
 52 - 5½" × 2½"; 14 × 6 cm
 53 - 3½" × 2½"; 9 × 6 cm



52
FLAT PLATES
 52a - 5½" × 3½"; 14 × 9 cm
 53a - 4½" × 2½"; 11½ × 6 cm



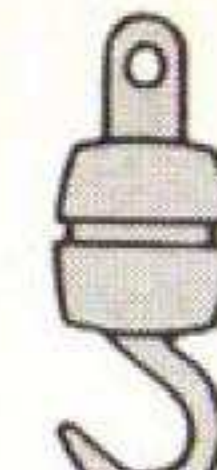
54 - 4½"; 115 mm
FLANGED SECTOR PLATE



55 - 5½"; 14 cm
 55a - 2"; 5 cm
PERFORATED SLOTTED STRIP



57b
HOOK



57c
HOOK



57d
WIRE HOOK



58 **SPRING CORD** - 40"; 1 metre



58a
COUPLING SCREW FOR 58



58b
HOOK FOR 58



59
COLLAR WITH SCREW



61
WINDMILL SAIL



62
CRANK
 62a **THREADED CRANK**



62b
DOUBLE ARM CRANK



63
COUPLING



63b
STRIP COUPLING



63c
THREADED COUPLING



63d
SHORT COUPLING



64
THREADED BOSS




65
CENTRE FORK



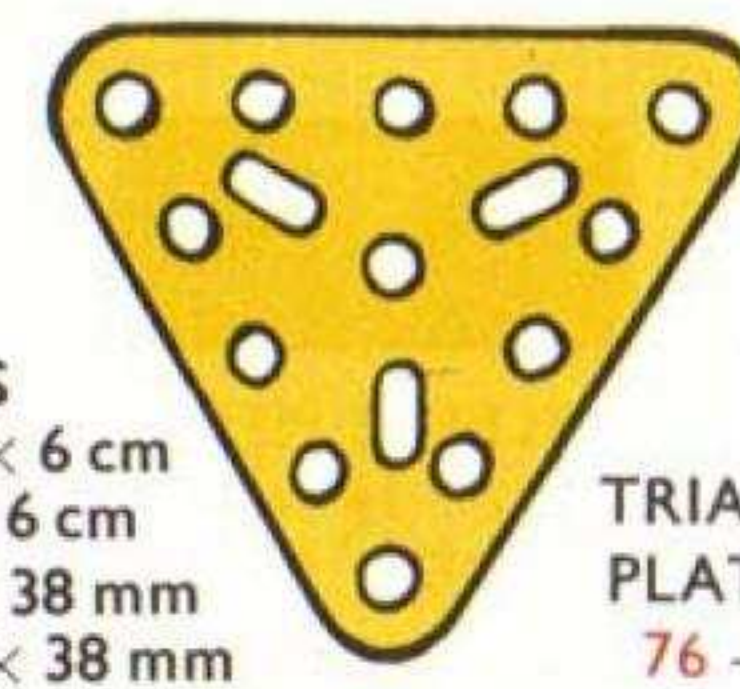
69 - ½"; 4 mm
SET SCREW




69a - ½"; 4 mm
 69b - ½"; 5 mm
 69c - ¼"; 3 mm
GRUB SCREWS



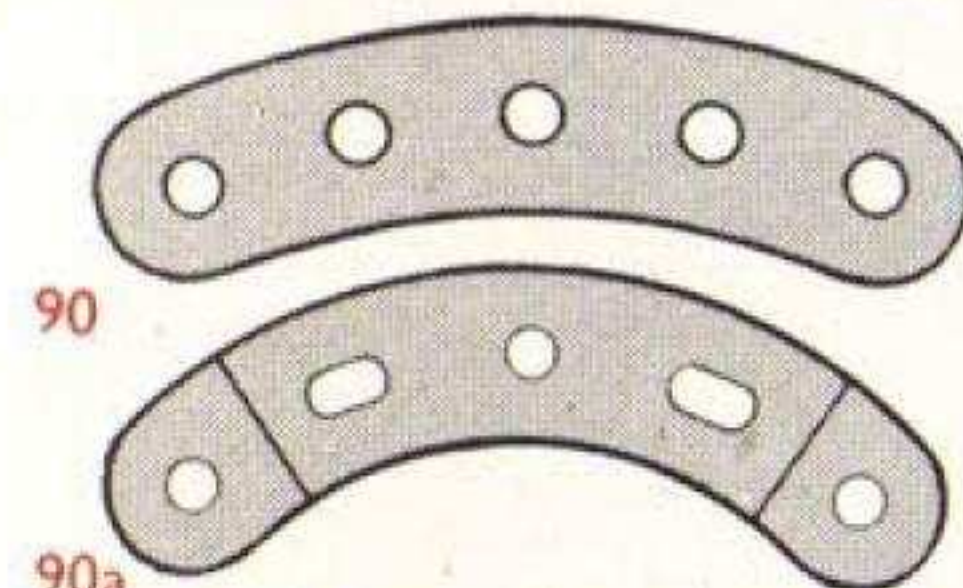
70 - 5½" × 2½"; 14 × 6 cm
 72 - 2½" × 2½"; 6 × 6 cm
 73 - 3" × 1½"; 75 × 38 mm
 74 - 1½" × 1½"; 38 × 38 mm
FLAT PLATES




76 - 2½"; 6 cm
 77 - 1"; 25 mm
TRIANGULAR PLATES



78 - 11½"; 29 cm
 79 - 8"; 20 cm
 79a - 6"; 15 cm
 80 - 5"; 12½ cm
 80a - 3½"; 9 cm
 80b - 4½"; 11½ cm
 80c - 3"; 7½ cm
 81 - 2"; 5 cm
 82 - 1"; 25 mm
SCREWED RODS



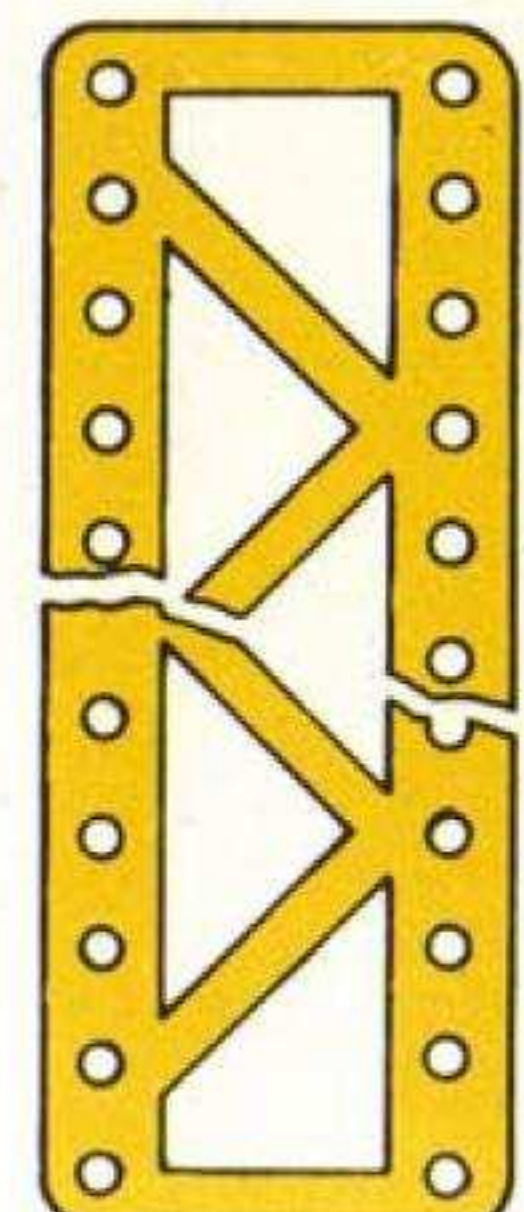
89 - 5½"; 14 cm
 90 - 2½"; 6 cm
 89a - 3"; 7½ cm
 89b - 4"; 10 cm
 90a - 2½"; 6 cm
CURVED STRIP
CURVED STRIP STEPPED



94 - 40"; 1 metre
SPROCKET CHAIN




95 - 2"; 5 cm
 95a - 1½"; 38 mm
 95b - 3"; 75 mm
 96 - 1"; 25 mm
 96a - ¾"; 19 mm
SPROCKET WHEELS



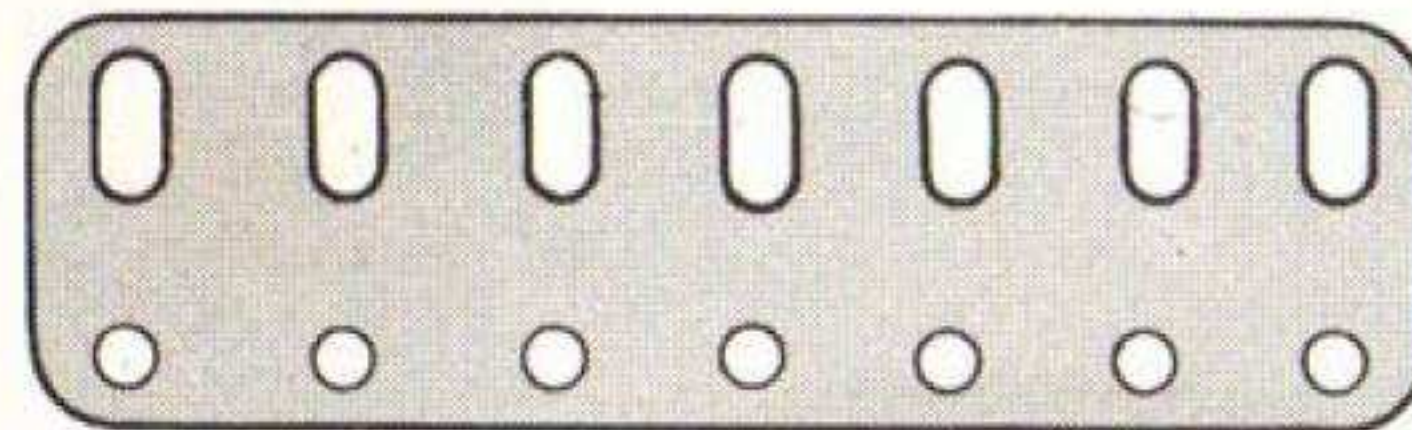
97 - 3½"; 9 cm
 99 - 12½"; 32 cm
 99a - 9½"; 24 cm
 99b - 7½"; 19 cm
 100 - 5½"; 14 cm
BRACED GIRDERS




101
HEALD FOR LOOM



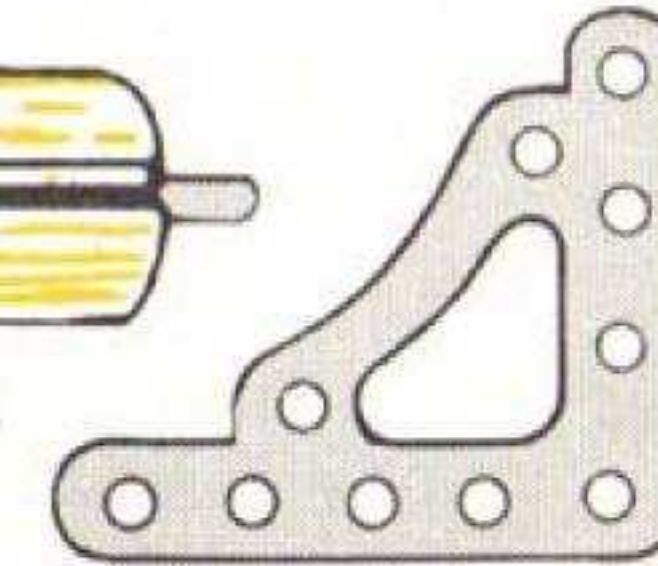
102
SINGLE BENT STRIP



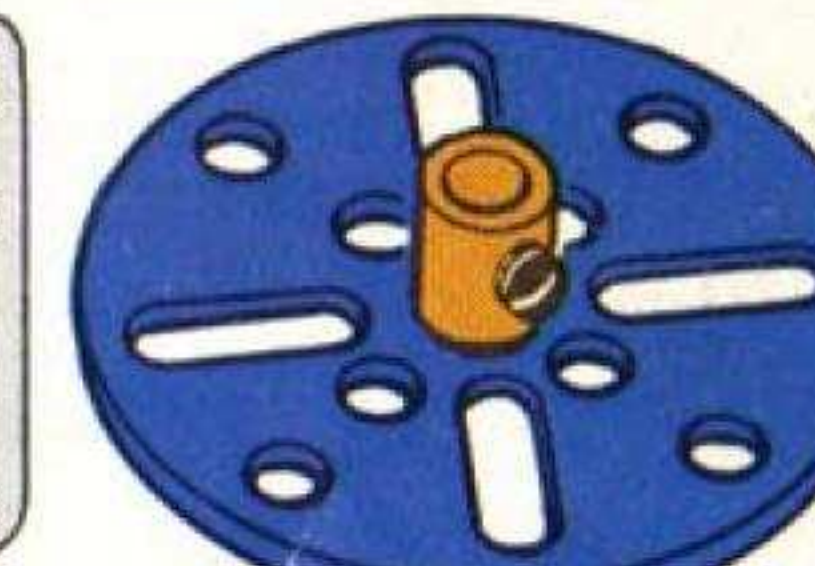
103 - 5½"; 14 cm
 103a - 9½"; 24 cm
 103b - 12½"; 32 cm
 103c - 4½"; 11½ cm
 103d - 3½"; 9 cm
 103e - 3"; 7½ cm
 103f - 2½"; 6 cm
 103g - 2"; 5 cm
 103h - 1½"; 38 mm
 103k - 7½"; 19 cm
FLAT GIRDERS



106
WOOD ROLLER



108
CORNER GUSSET



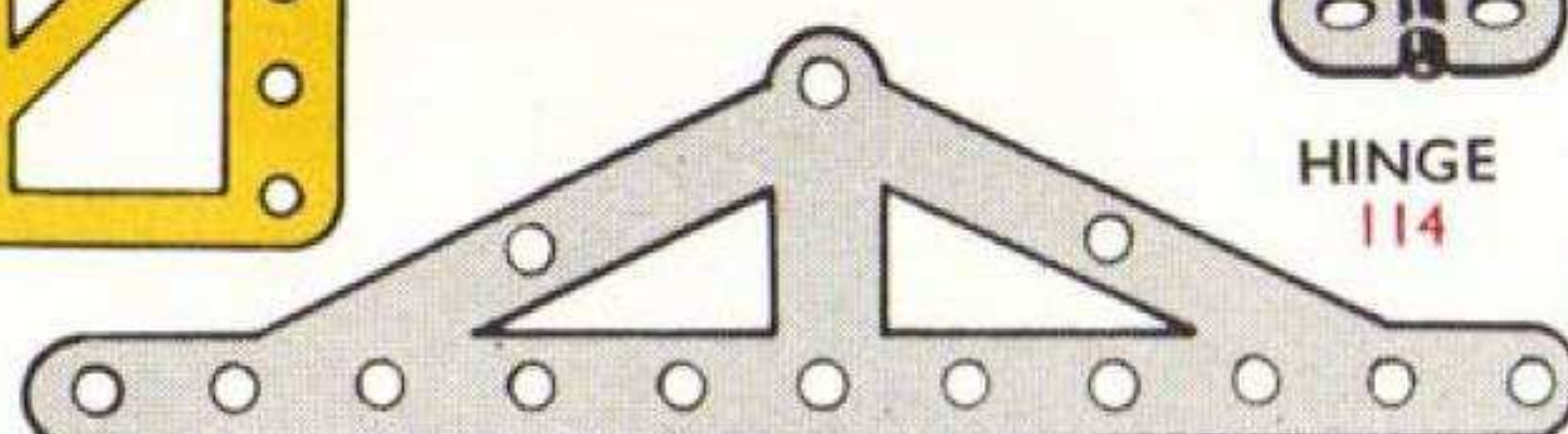
109 - 2½"; 6 cm
FACE PLATE



110 - 3½"; 9 cm
 110a - 6½"; 16½ cm
RACK STRIPS




111 - ¾"; 19 mm
 111a - ½"; 12 mm
 111c - ¾"; 9½ mm
 111d - 1"; 28½ mm
BOLTS



113
GIRDER FRAME



114
HINGE




115 - ¾"; 15 mm
 115a long. 1½"; 34 mm
THREADED PINS



116
FORK PIECE LARGE



116a
FORK PIECE SMALL



118 - 5½"; 14 cm
HUB DISC




120b - 7/8"; 14 mm
COMPRESSION SPRING



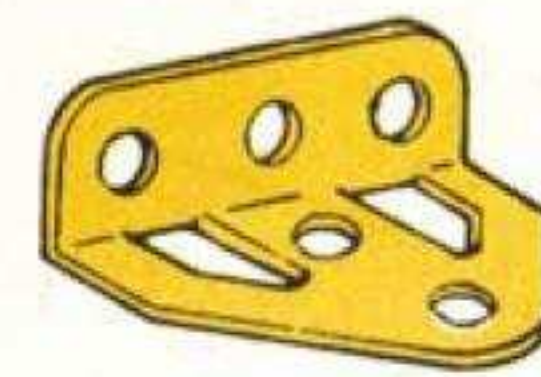
122
LOADED SACK




123 - 1½" × 1" × ¾"; 32 × 25 × 19 mm
CONE PULLEY



124 - 1"; 25 mm
 125 - ½"; 12 mm
REVERSED ANGLE BRACKETS



126
TRUNNION



126a
FLAT TRUNNION



128
BELL CRANK



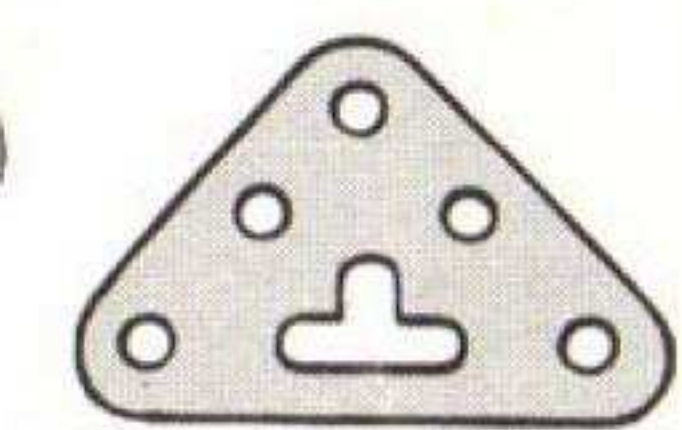
130 - ¼" × ¾" × ½"; 6 × 9 × 12 mm
ECCENTRIC TRIPLE THROW



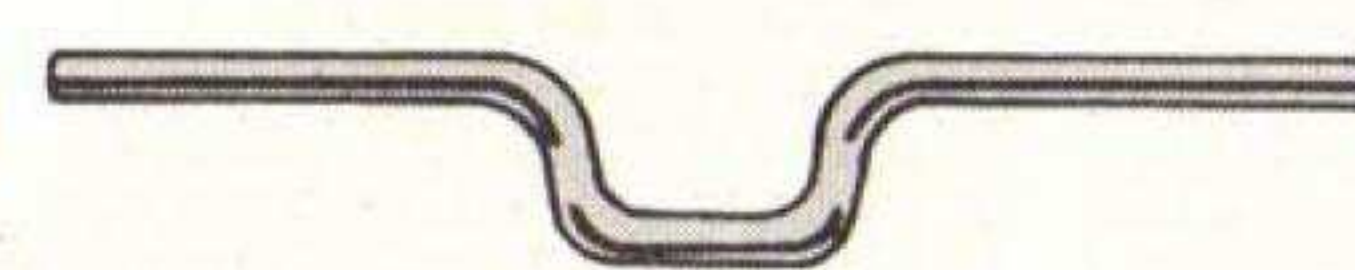
130a - ¼"; 6 mm
ECCENTRIC SINGLE THROW



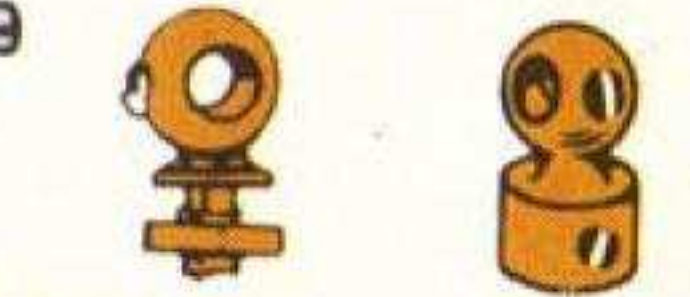
131
CAM




133 - 1½"; 38 mm
 133a - 1"; 25 mm
CORNER BRACKETS




134 - 1"; 25 mm
CRANK SHAFT



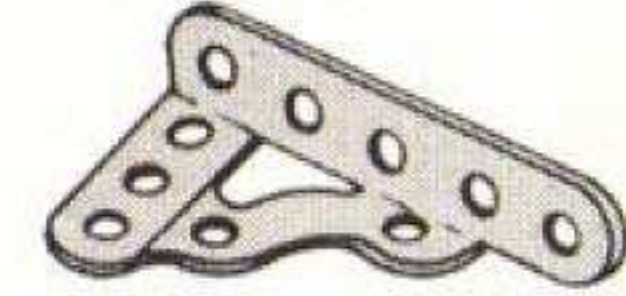
136
HANDRAIL SUPPORT COUPLING



137
WHEEL FLANGE




138
SHIP'S FUNNEL



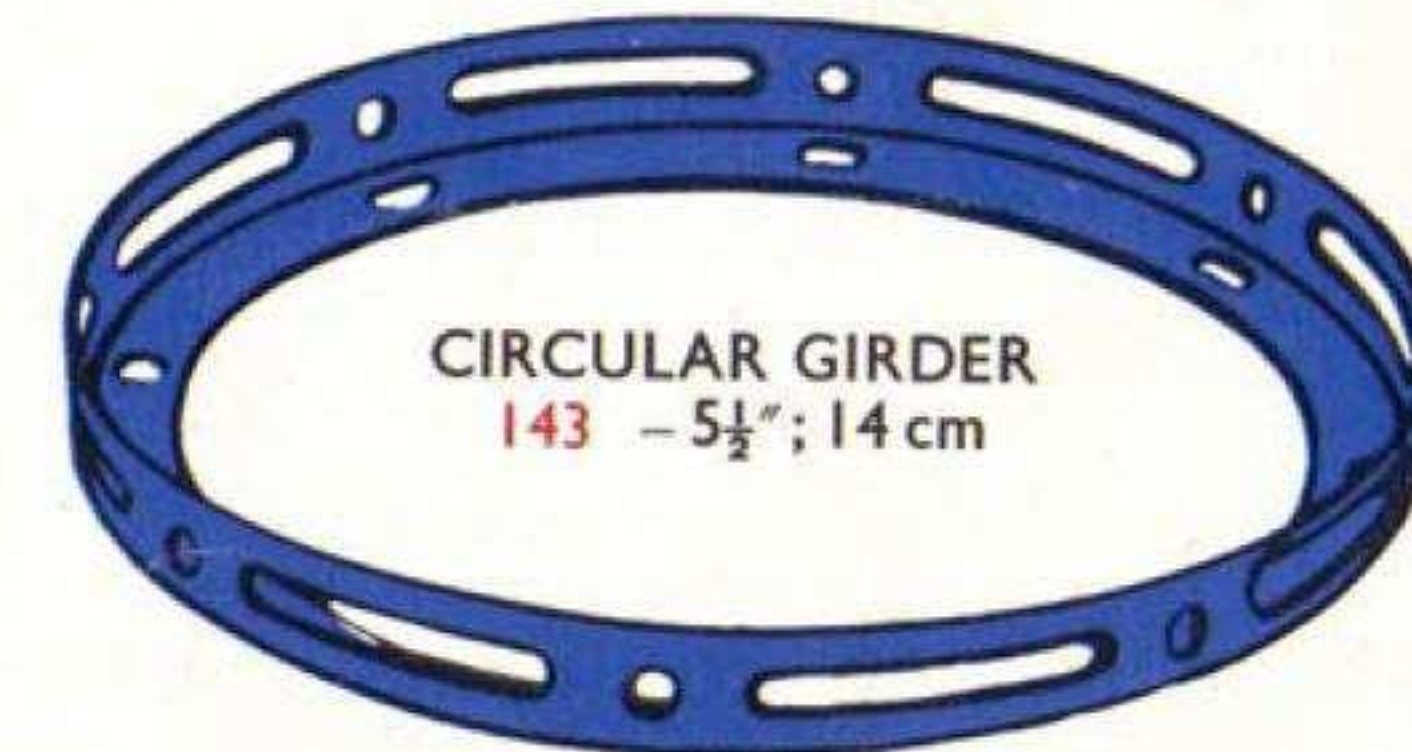
139 (right)
 139a (left)
FLANGED BRACKET



140
UNIVERSAL COUPLING



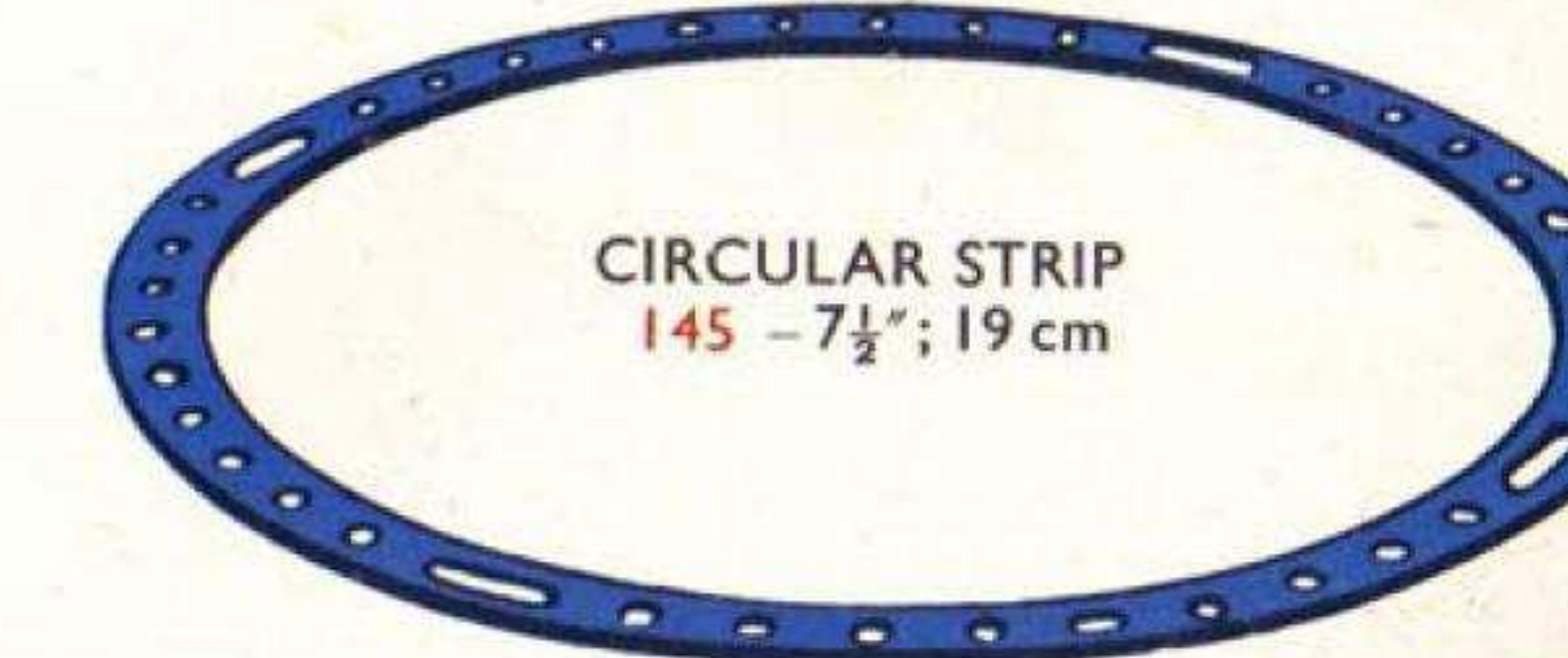
142a - 2"; 5 cm
 142b - 3"; 7½ cm
 142c - 1"; 25 mm
 142d - 1½"; 38 mm
MOTOR TYRES



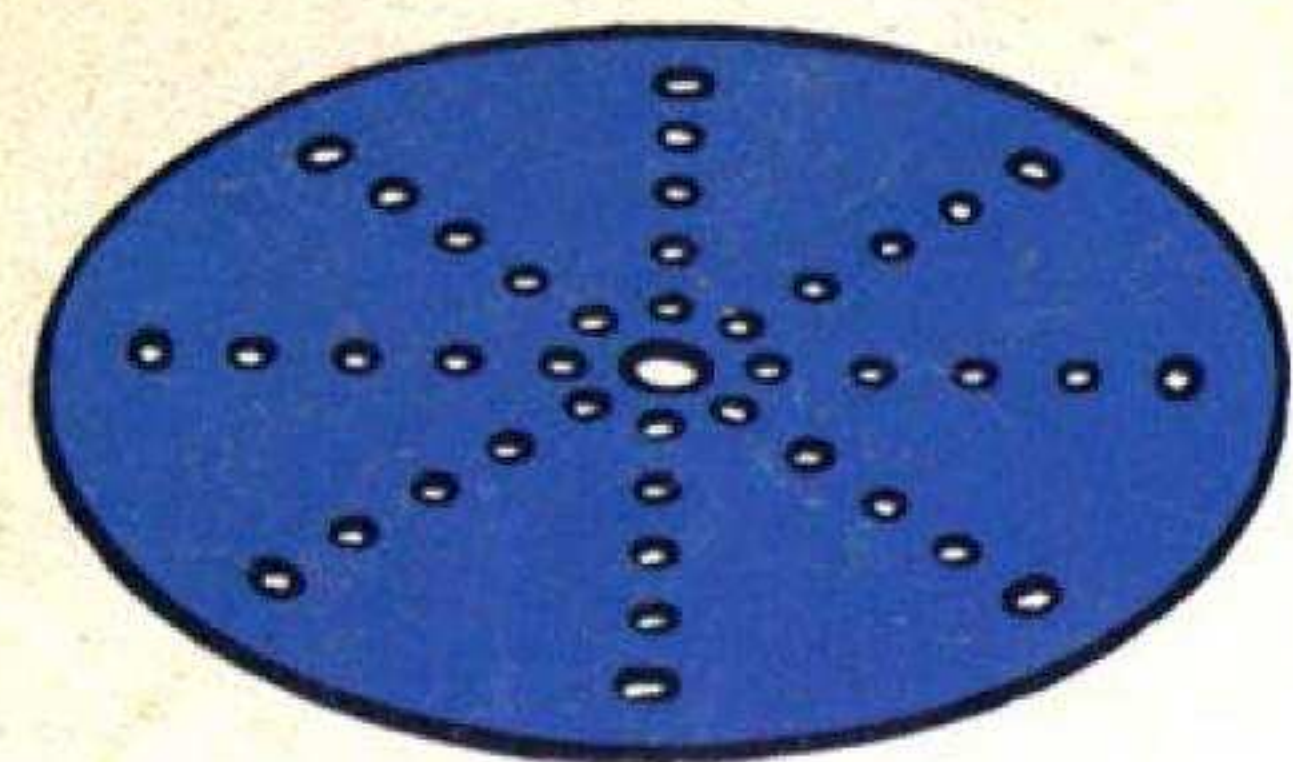
143 - 5½"; 14 cm
CIRCULAR GIRDER




144
DOG CLUTCH



145 - 7½"; 19 cm
CIRCULAR STRIP



CIRCULAR PLATES
146a - 4"; 10 cm
146 - 6"; 15 cm



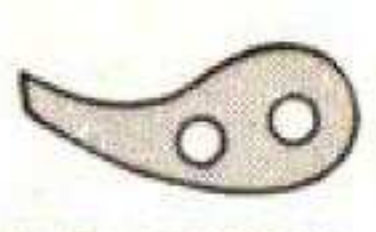
PAWL WITH PIVOT BOLT & NUTS
147



PAWL
147a



PIVOT BOLT
147b




147c PAWL WITHOUT BOSS



RATCHET WHEEL
148



PULLEY BLOCKS
153 TRIPLE
151 SINGLE



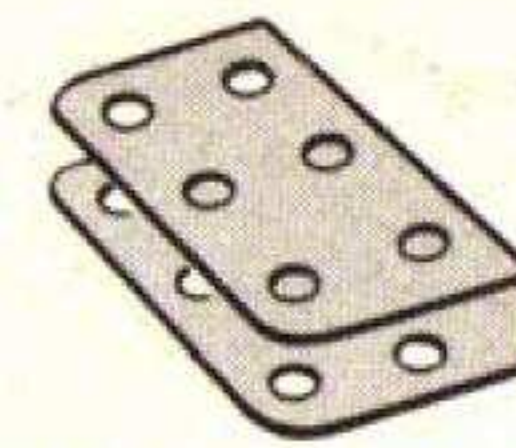
CORNER ANGLE BRACKET
154a - 1/2"; 12 mm (right)
154b - 1/2"; 12 mm (left)



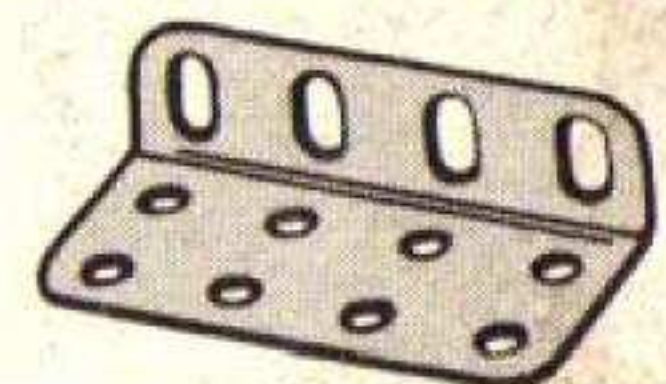
RUBBER RING
155 - 1"; 25 mm



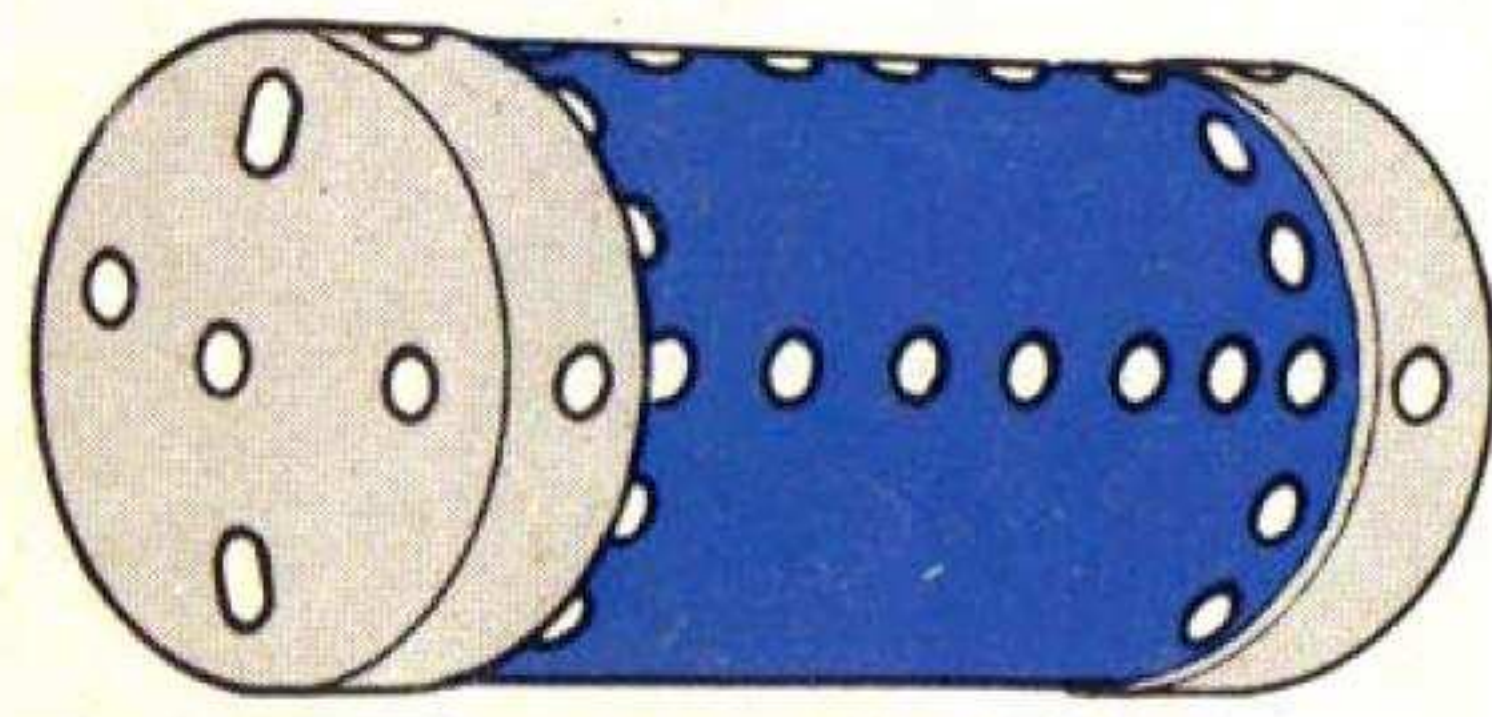
FAN
157 - 2"; 5 cm



CHANNEL BEARING
160 - 1 1/2" x 1" x 1/2";
38 x 25 x 12 mm



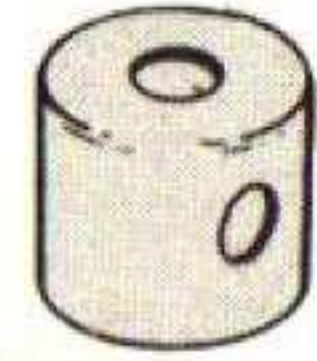
GIRDER BRACKET
161 - 2" x 1" x 1/2";
50 x 25 x 12 mm



BOILER
162 BOILER COMPLETE - 5" x 2 1/8"; 12 1/2 x 5 cm
162a BOILER END - 2 1/8" x 3/4"; 50 x 19 mm



SLEEVE PIECE
163 - 1 1/2" x 1/8";
38 x 17 mm



CHIMNEY ADAPTOR
164 - 5/8" x 1/2";
16 x 12 mm



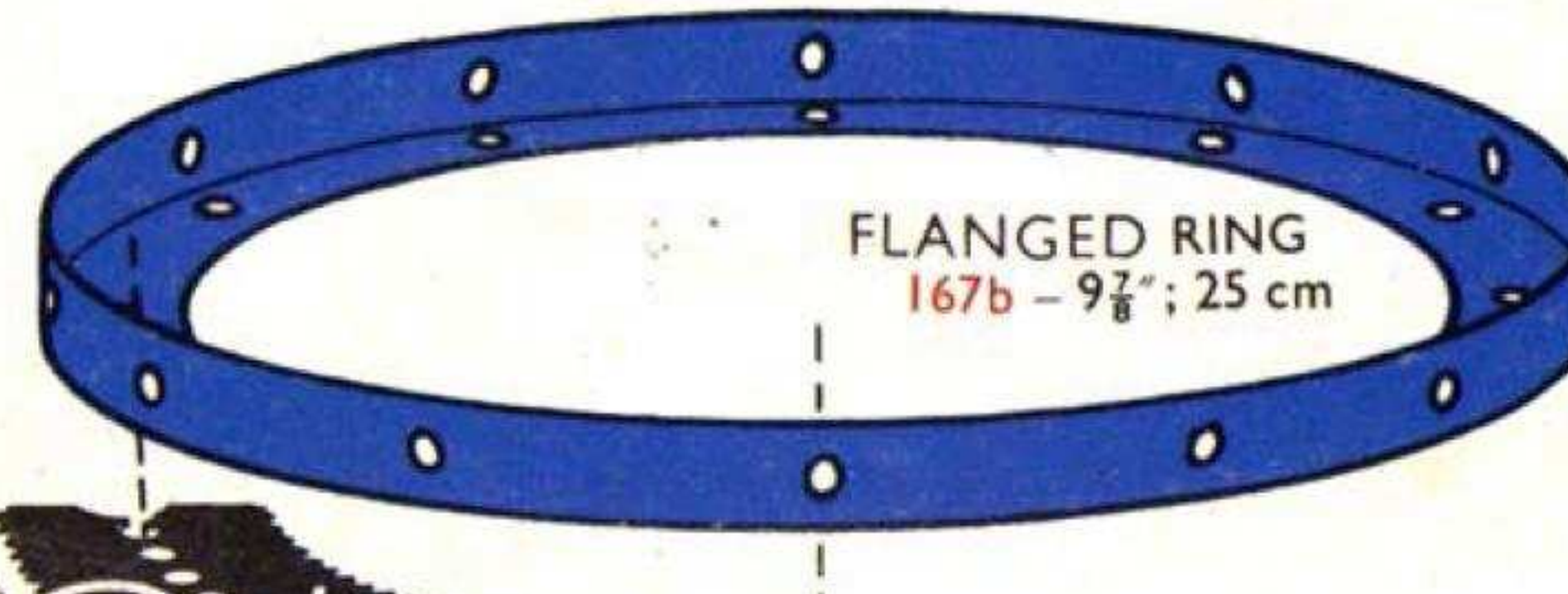
SWIVEL BEARING
165




END BEARING
166




LARGE TOOTHED QUADRANT PINION
167c



FLANGED RING
167b - 9 7/8"; 25 cm




LARGE TOOTHED QUADRANT
167a



168 BALL THRUST BEARING COMPLETE 4"; 10 cm
168a AND 168b BALL THRUST RACES
168c BALL CAGE



168d BALL
3/8"; 9 1/2 mm



173a ADAPTOR FOR SCREWED ROD



171 SOCKET COUPLING



176 ANCHORING SPRING



175 FLEXIBLE COUPLING UNIT



179 ROD SOCKET



GEAR RING
180 - 3 1/2"; 9 cm




STEERING WHEELS
185 - 1 3/4"; 4 1/2 cm
185a - 2 1/2"; 60 mm




DRIVING BANDS
light heavy
186 - 2 1/2"; 6 cm 186c - 10"; 25 cm
186a - 6"; 15 cm 186d - 15"; 37 1/2 cm
186b - 10"; 25 cm 186e - 20"; 50 cm



ROAD WHEELS
187 - 2 1/2"; 60 mm
187b - 4 1/2"; 108 mm



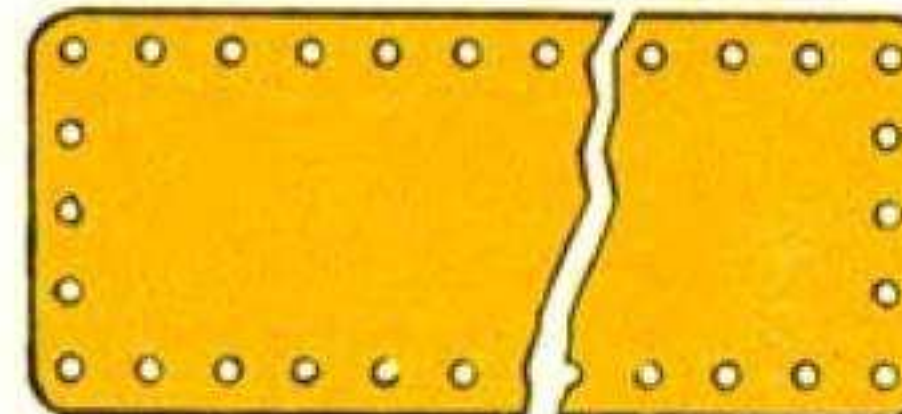
CONICAL DISC
187a - 1 7/8"; 47 mm



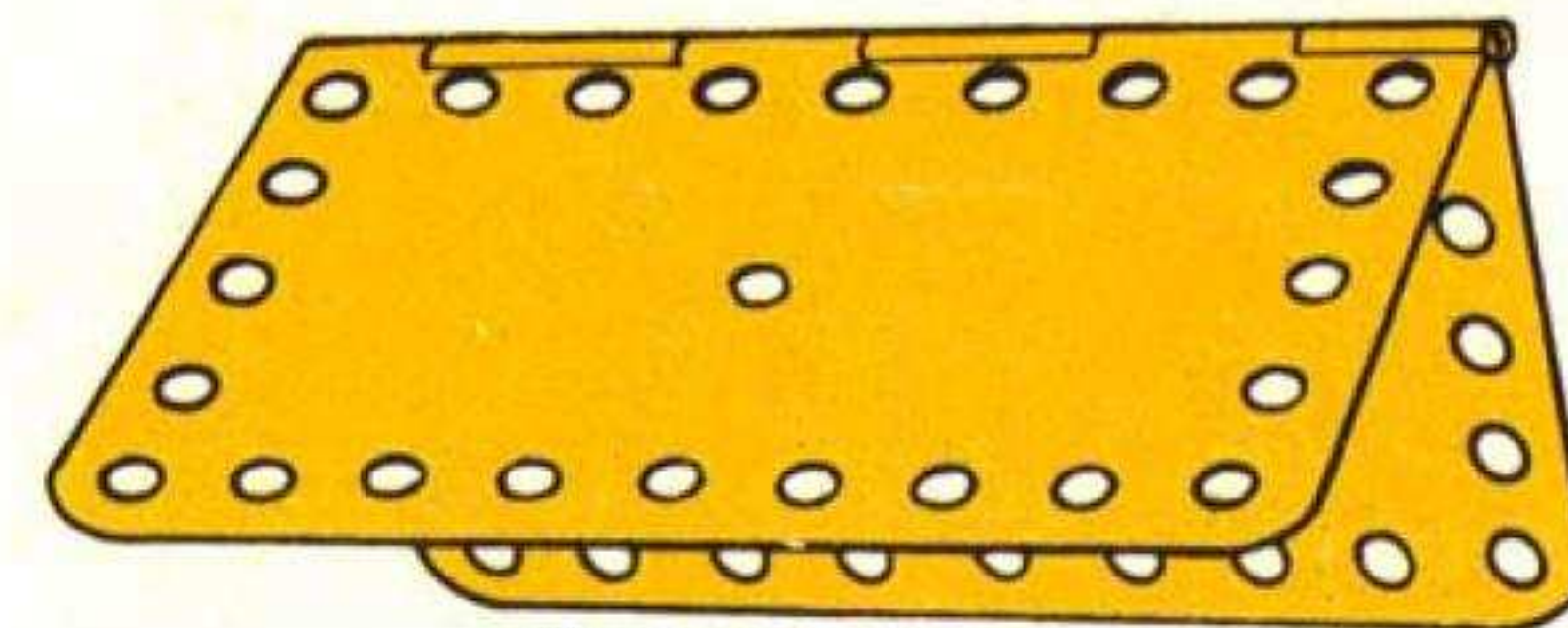
FLEXIBLE PLATES
188 - 2 1/2" x 1 1/2"; 60 x 38 mm
189 - 5 1/2" x 1 1/2"; 140 x 38 mm
190 - 2 1/2" x 2 1/2"; 6 x 6 cm
190a - 3 1/2" x 2 1/2"; 9 x 6 cm
191 - 4 1/2" x 2 1/2"; 11 1/2 x 6 cm
192 - 5 1/2" x 2 1/2"; 14 x 6 cm

BLUE PLASTIC PLATES
194 - 2 1/2" x 1 1/2"; 60 x 38 mm
194a - 2 1/2" x 2 1/2"; 60 x 60 mm
194b - 3 1/2" x 2 1/2"; 90 x 60 mm
194c - 4 1/2" x 2 1/2"; 115 x 60 mm
194d - 5 1/2" x 1 1/2"; 140 x 38 mm
194e - 5 1/2" x 2 1/2"; 140 x 60 mm

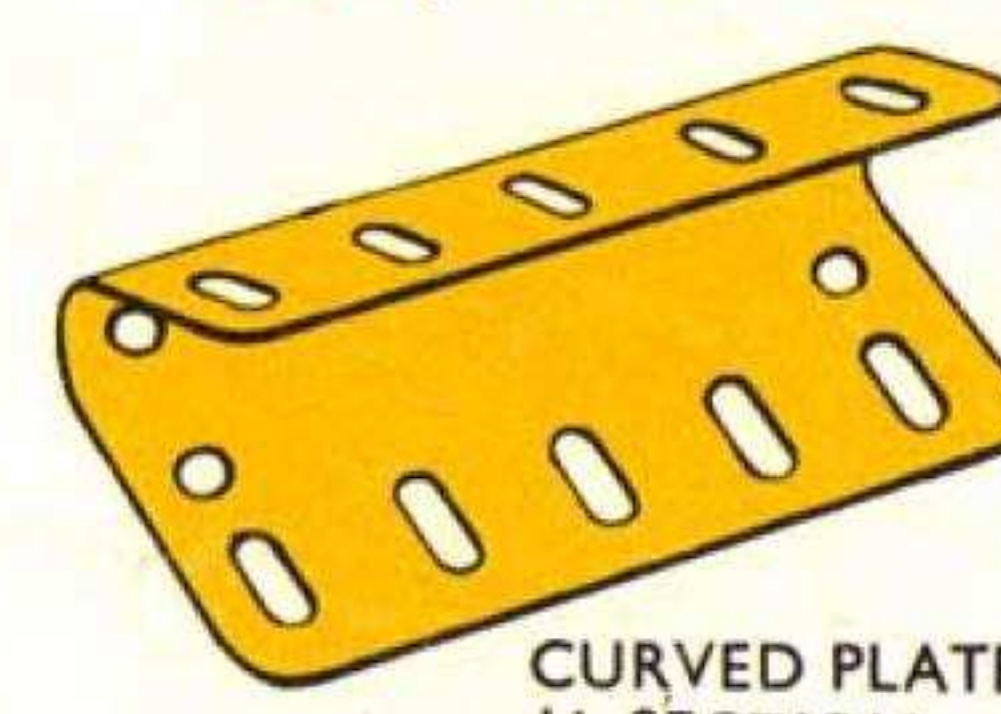
TRANSPARENT PLATES
193 - 2 1/2" x 1 1/2"; 60 x 38 mm
193a - 2 1/2" x 2 1/2"; 60 x 60 mm




STRIP PLATES
195 - 7 1/2" x 2 1/2"; 19 x 6 cm
196 - 9 1/2" x 2 1/2"; 24 x 6 cm
197 - 12 1/2" x 2 1/2"; 32 x 6 cm



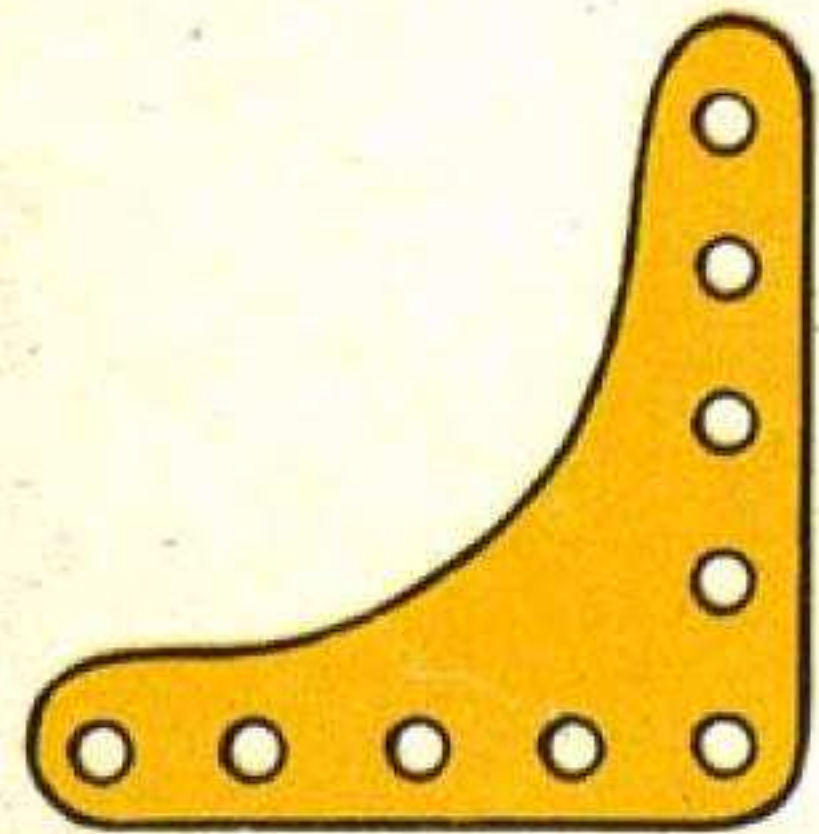
HINGED FLAT PLATE
198 - 4 1/2" x 2 1/2"; 11 1/2 x 6 cm



CURVED PLATE U SECTION
199 - 2 1/2" x 2 1/2" x 3/8";
60 x 60 x 7 mm



CURVED PLATE
200 - 2 1/2" x 2 1/2" x 1 1/8";
60 x 60 x 43 mm



FLEXIBLE GUSSET PLATE
201 - 2 1/2" x 2 1/2";
60 x 60 mm



HELICAL GEARS
211a - 1/2"; 12 mm
211b - 1 1/2"; 38 mm
can only be used together.



212 ROD AND STRIP CONNECTOR



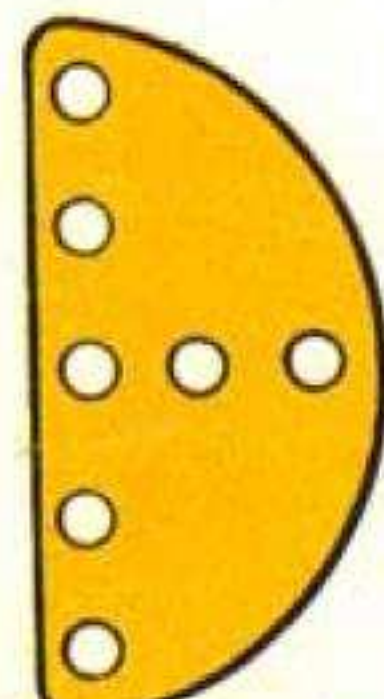
212a ROD AND STRIP CONNECTOR RIGHT ANGLE



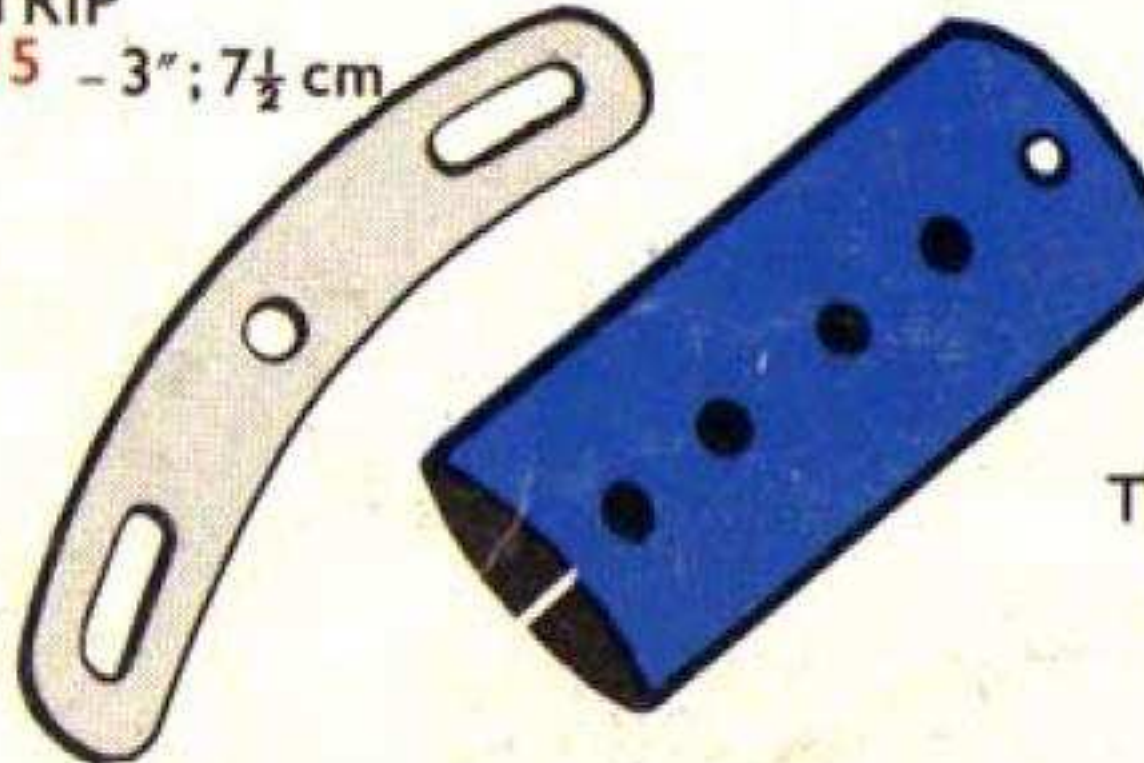
213 ROD CONNECTORS



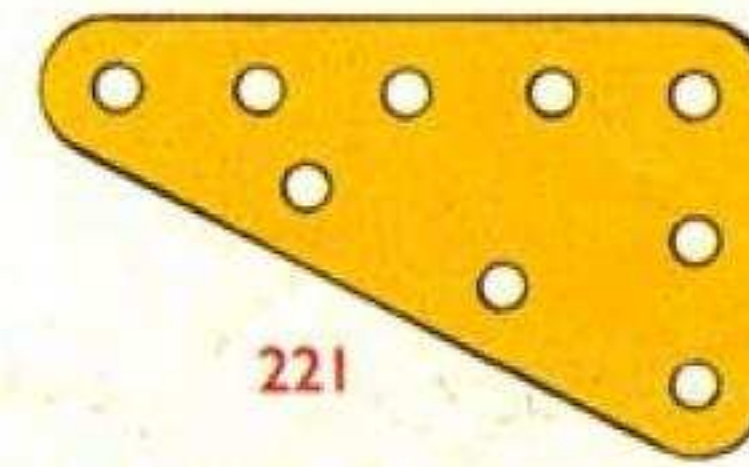
SEMI-CIRCULAR PLATE
214 - 2 1/2"; 6 cm



FORMED SLOTTED STRIP
215 - 3"; 7 1/2 cm



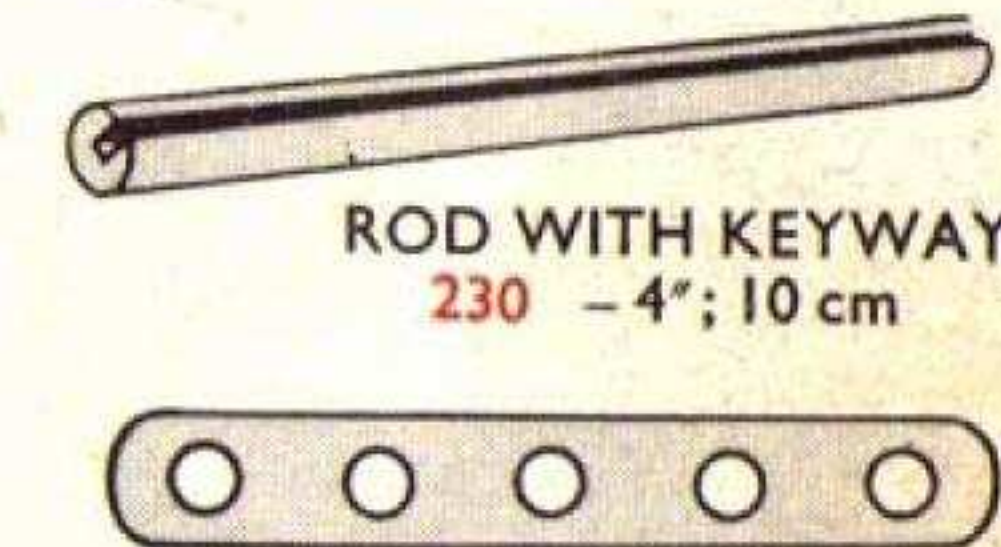
CYLINDER
216 - 2 1/2" x 1 1/2";
60 x 30 mm



TRIANGULAR FLEXIBLE PLATES
221 - 2 1/2" x 1 1/2"; 60 x 38 mm
222 - 2 1/2" x 2"; 60 x 50 mm
223 - 2 1/2" x 2 1/2"; 60 x 60 mm
224 - 3 1/2" x 1 1/2"; 90 x 38 mm
225 - 3 1/2" x 2"; 90 x 50 mm
226 - 3 1/2" x 2 1/2"; 90 x 60 mm



KEY BOLT
231



ROD WITH KEYWAY
230 - 4"; 10 cm

NARROW STRIPS
235 - 2 1/2" x 1/8"; 60 mm x 9 mm
235a - 3" x 1/8"; 75 mm x 9 mm
235b - 3 1/2" x 1/8"; 90 mm x 9 mm
235d - 4 1/2" x 1/8"; 115 mm x 9 mm
235f - 5 1/2" x 1/8"; 140 mm x 9 mm