

MECCANO®

**BOOK OF MODELS
VOORBEELDENBOEK
LIVRE DES MODÈLES
LIBRO DEI MODELLI
MODELLBUCH
MODELLBOK
LIBRO DE MODELOS
LIVRO DE MODELOS
MODELLBOK**

3

Complete list of Meccano Parts
Komplete lijst van Meccano-onderdelen
Liste complète des pièces Meccano
Distinta delle componenti del Corredo Meccano
Vollständige Liste der Meccano-Teile
Fullständig förteckning över Meccanodelar
Lista completa de piezas de Meccano
Lista completa de peças do Meccano
Komplett liste over Meccanodeler

5 PERFORATED STRIPS 6

1 - 12 1/2"; 32 cm
 1a - 9 1/2"; 24 cm
 1b - 7 1/2"; 19 cm
 2 - 5 1/2"; 14 cm
 2a - 4 1/2"; 11 1/2 cm

3 - 3 1/2"; 9 cm
 4 - 3"; 7 1/2 cm
 5 - 2 1/2"; 6 cm
 6 - 2"; 5 cm
 6a 1 1/2"; 38 mm

9c ANGLE GIRDERS

7 - 24 1/2"; 62 cm
 7a - 18 1/2"; 47 cm
 8 - 12 1/2"; 32 cm
 8a - 9 1/2"; 24 cm
 8b - 7 1/2"; 19 cm
 9 - 5 1/2"; 14 cm

9a - 4 1/2"; 11 1/2 cm
 9b - 3 1/2"; 9 cm
 9c - 3"; 7 1/2 cm
 9d - 2 1/2"; 6 cm
 9e - 2"; 5 cm
 9f - 1 1/2"; 38 mm

10 FISHPLATE

DOUBLE BRACKET
 11 - 1/2" x 1/2"; 12 x 12 mm

DOUBLE BRACKET
 11a - 1" x 1/2"; 25 x 12 mm

12 ANGLE BRACKETS
 12 - 1/2" x 1/2"; 12 x 12 mm
 12a - 1" x 1"; 25 x 25 mm
 12b - 1" x 1/2"; 25 x 12 mm

ANGLE BRACKET (OBTUSE)
 12c - 1/2" x 1/2"; 12 x 12 mm

AXLE RODS

13 - 11 1/2"; 29 cm
 13a - 8"; 20 cm
 14 - 6 1/2"; 16 1/2 cm
 14a - 5 1/2"; 14 cm
 15 - 5"; 13 cm
 15a - 4 1/2"; 11 1/2 cm
 15b - 4"; 10 cm

16 - 3 1/2"; 9 cm
 16a - 2 1/2"; 6 cm
 16b - 3"; 7 1/2 cm
 17 - 2"; 5 cm
 18a - 1 1/2"; 38 mm
 18b - 1"; 25 mm

SPOKED WHEEL
 19a - 3"; 75 mm

PULLEYS
 19b - 3"; 75 mm
 20a - 2"; 5 cm

PULLEY
 19c - 6"; 15 cm

CRANK HANDLE
 19h - 5"; 13 cm
 19s - 3 1/2"; 9 cm

FLANGED WHEELS
 20 - 1 1/2"; 28 mm
 20b - 3/4"; 19 mm

PULLEY
 21 - 1 1/2"; 38 mm

PULLEY
 22 - 1"; 25 mm

22a
 22a - 1"; 25 mm

23 & 23b
 23 plastic - 1/2"; 12 mm
 23b metal - 1/2"; 12 mm

23a
 23a - 1/2"; 12 mm

PULLEYS

BUSH WHEEL
 24 - 1 3/8"; 34 mm

WHEEL DISC
 24a - 1 3/8"; 34 mm

BUSH WHEEL
 24b - 1 3/8"; 34 mm

WHEEL DISC
 24c - 1 3/8"; 34 mm

PINIONS

25 - 1/8" x 1/8"; 19 x 6 mm
 25a - 1/8" x 1/8"; 19 x 12 mm
 25b - 1/8" x 1/8"; 19 x 19 mm
 26 - 1/8" x 1/8"; 12 x 6 mm
 26a - 1/8" x 1/8"; 12 x 12 mm
 26b - 1/8" x 1/8"; 12 x 19 mm
 26c - 1/8" x 1/8"; 11 x 6 mm

GEAR WHEELS
 27 - 1 1/2"; 32 mm
 27a - 1 1/2"; 38 mm
 27d - 1 1/2"; 41 mm

GEAR WHEELS
 27b - 3/4"; 9 cm
 27c - 2 1/2"; 6 cm

27f MULTI-PURPOSE GEAR WHEEL

CONTRATE WHEEL
 28 - 1 1/2"; 38 mm
 29 - 3/4"; 19 mm

BEVEL GEAR
 For use in pairs.
 30 - 7/8"; 22 mm

BEVEL GEARS
 can only be used together.
 30a - 1/2"; 12 mm
 30c - 1 1/2"; 38 mm

GEAR WHEEL
 31 - 1" x 1/4"
 25mm x 6mm

WORM
 32 - 1/2"; 12 mm

SPANNER
 34

BOX SPANNER
 34b

WORM

SPRING CLIP
 35

SCREWDRIVERS
 36
 36a
 36c

DRIFT
 36c

BOLT
 37b - 3/8"; 5 mm

NUT
 37a

NUT AND BOLT
 37

WASHERS
 38 - 3/8"; 10 mm
 38d - 1/2"; 19 mm

HANK OF CORD
 40

PROPELLER BLADE
 41

TENSION SPRING
 43 - 2"; 5 cm

BENT STRIP STEPPED
 44

DOUBLE BENT STRIP
 45

48a

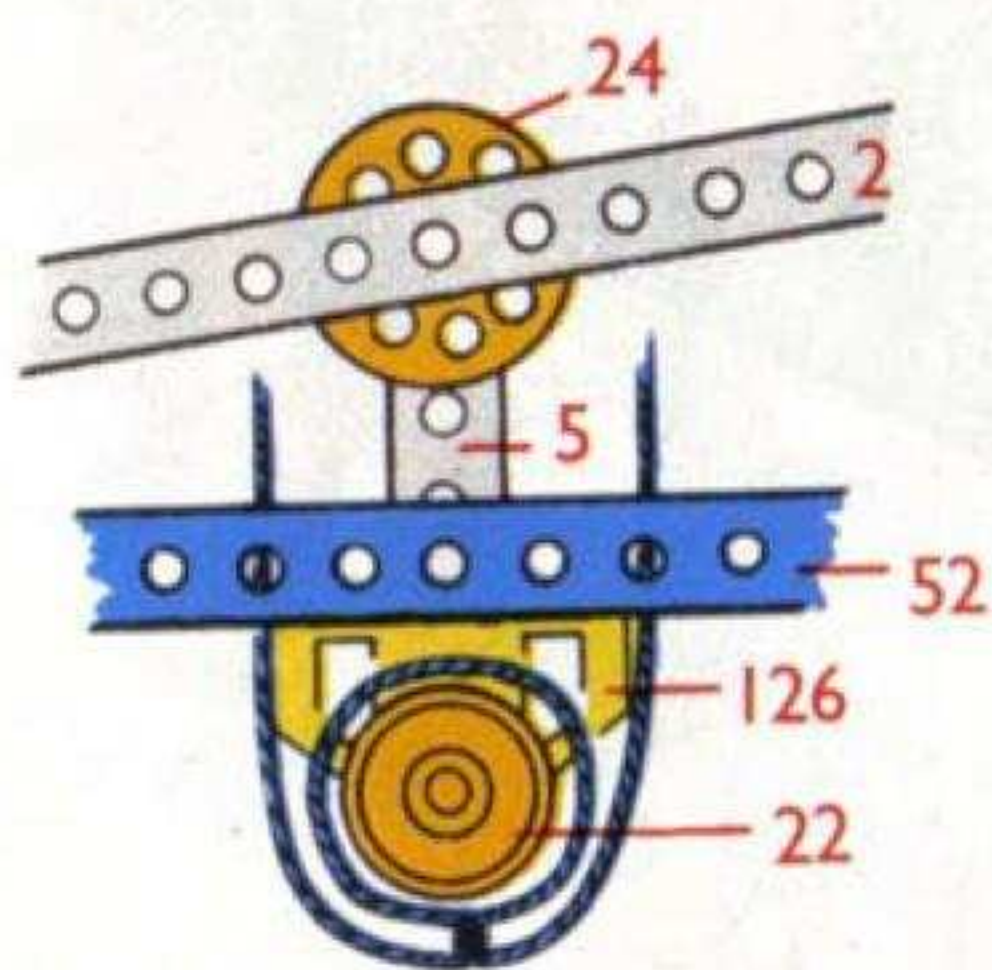
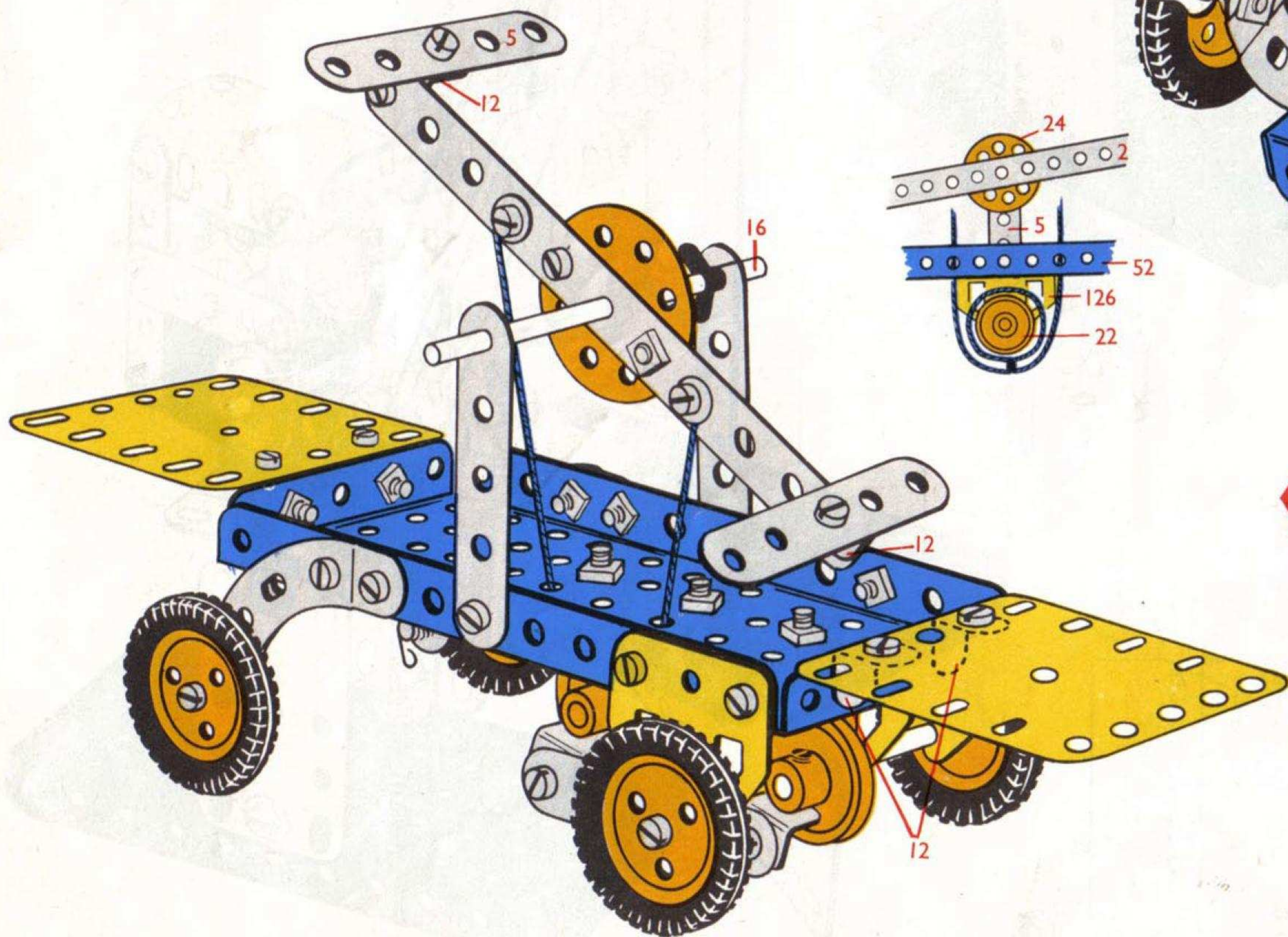
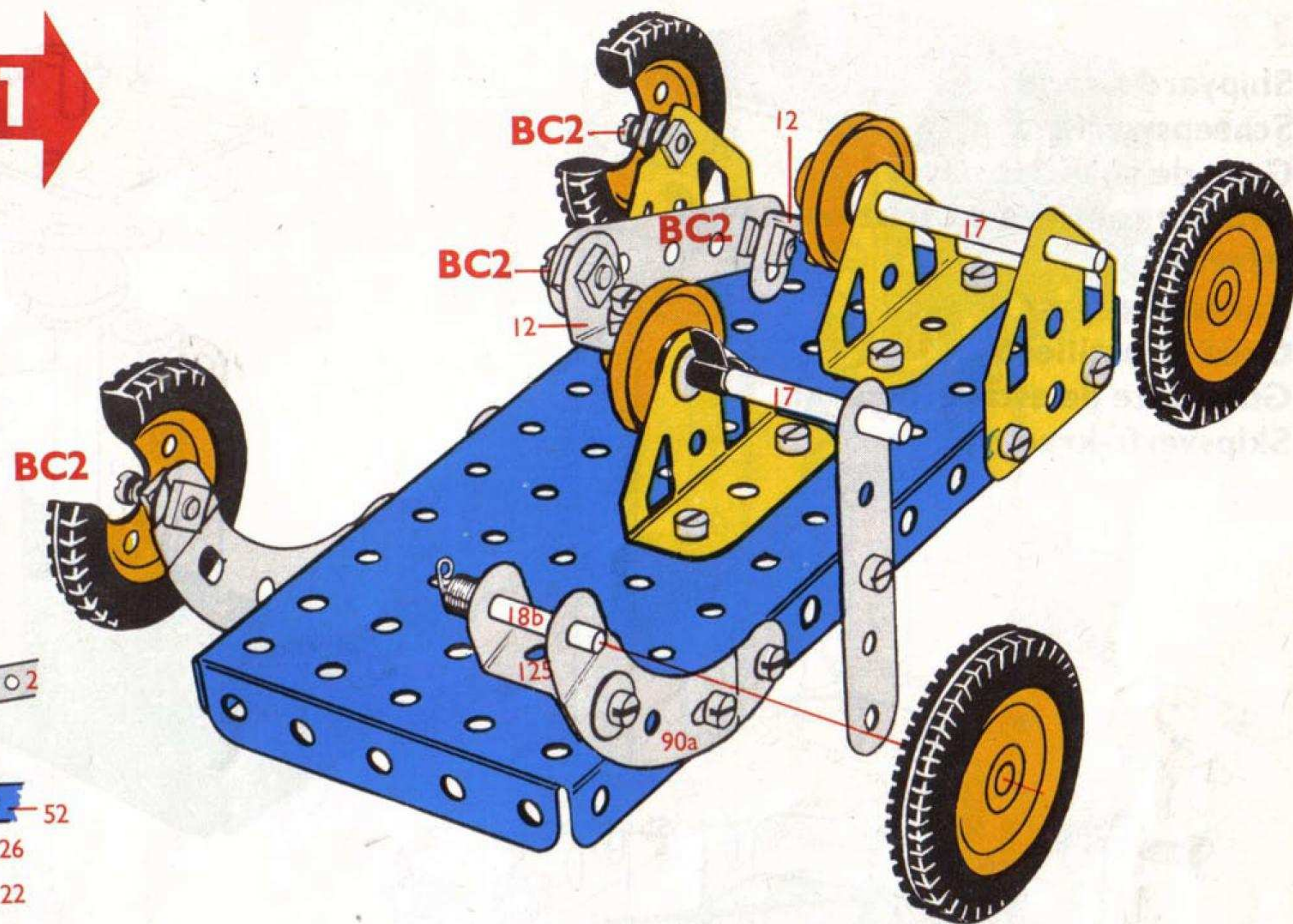
DOUBLE ANGLE STRIPS
 46 - 2 1/2" x 1"; 60 x 25 mm
 47 - 2 1/2" x 1 1/2"; 60 x 38 mm
 47a - 3" x 1 1/2"; 75 x 38 mm
 48 - 1 1/2" x 1"; 38 x 12 mm
 48a - 2 1/2" x 1"; 60 x 12 mm
 48b - 3 1/2" x 1"; 90 x 12 mm
 48c - 4 1/2" x 1"; 115 x 12 mm
 48d - 5 1/2" x 1"; 140 x 12 mm

SLIDE PIECE
 50

3.1.

Rail Trolley
 Spoorwagenthe
 Draisine
 Carrello su binario
 Schienen-Trolley
 Rälsvagn
 Carretilla de vía
 Trólei ferroviário
 Bagasjevogn for jernbanestasjon

3-	5	6-	38
2-	12	1-	52
2-	17	2-	90a
1-	18b	2-	111c
4-	22	1-	125
2-	22a	2-	126
1-	35	2-	126a
25-	37a	4-	142c
19-	37b	1-	176

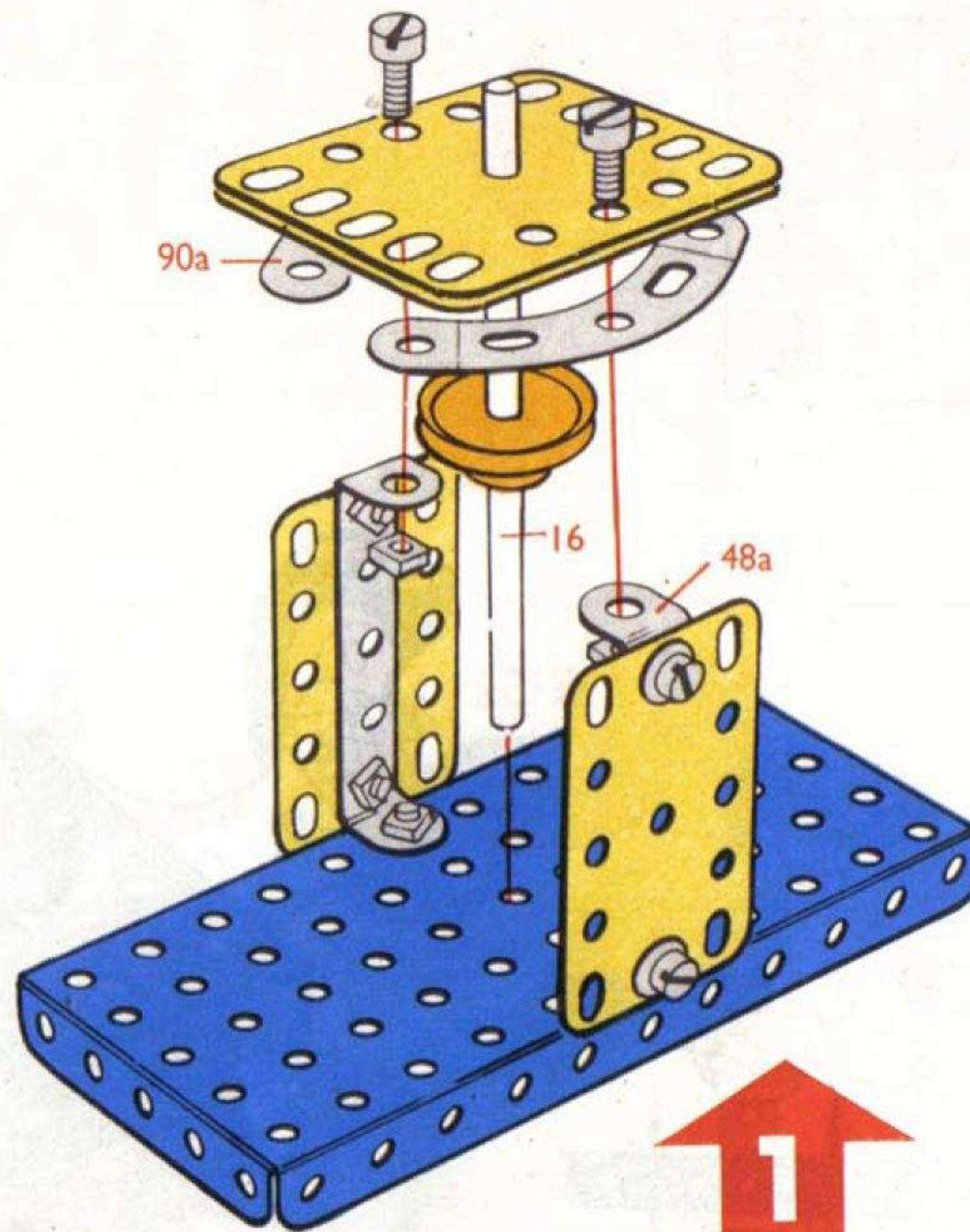


1-	2
3-	5
6-	12
1-	16
1-	24
2-	35
17-	37a
17-	37b
4-	38
1-	40
2-	190

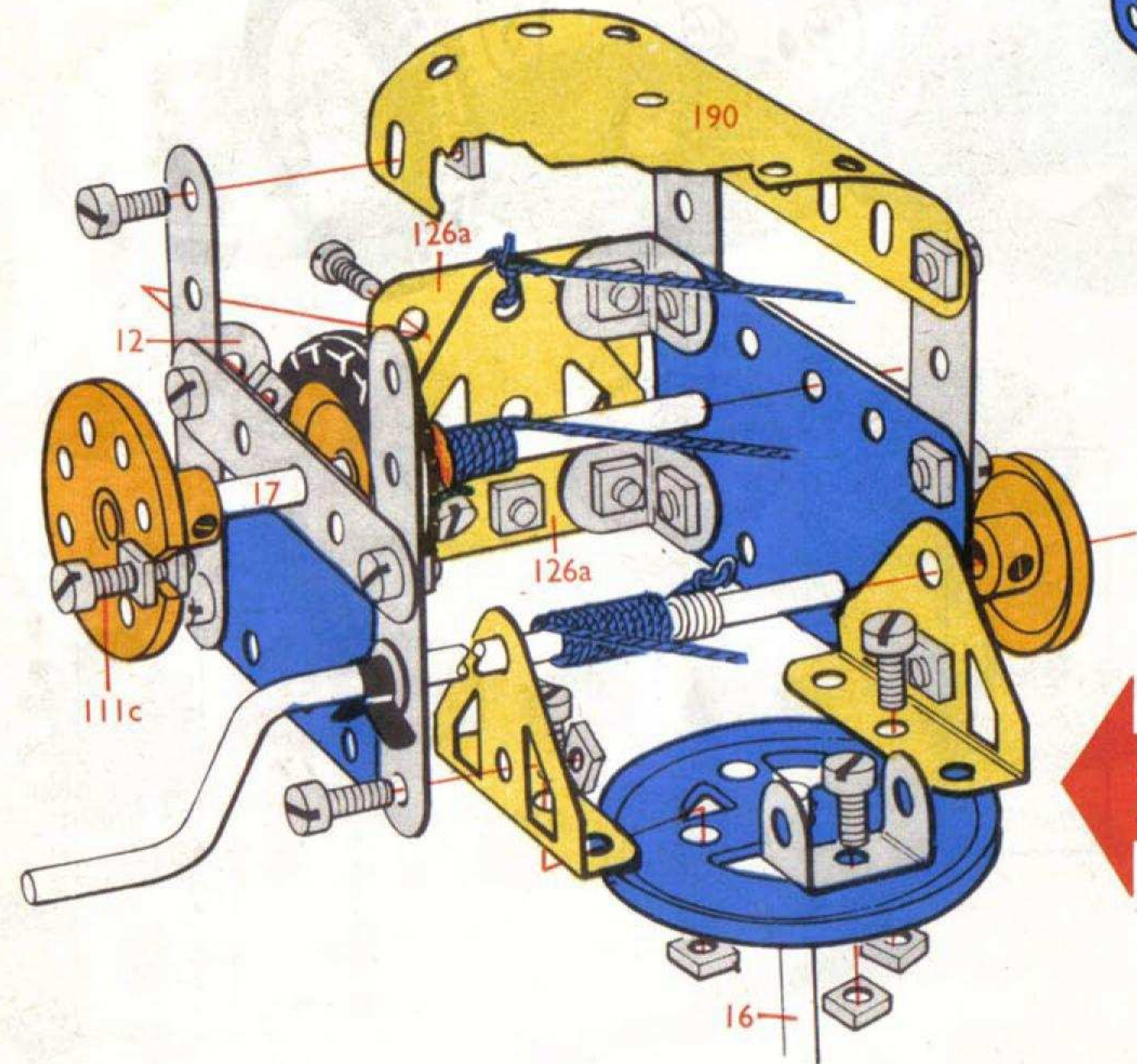
1-	2	10-	38
6-	5	1-	40
8-	12	1-	52
1-	16	2-	90a
2-	17	2-	111c
1-	18b	1-	125
4-	22	2-	126
2-	22a	2-	126a
1-	24	4-	142c
3-	35	1-	176
42-	37a	2-	190
36-	37b		

3.2.

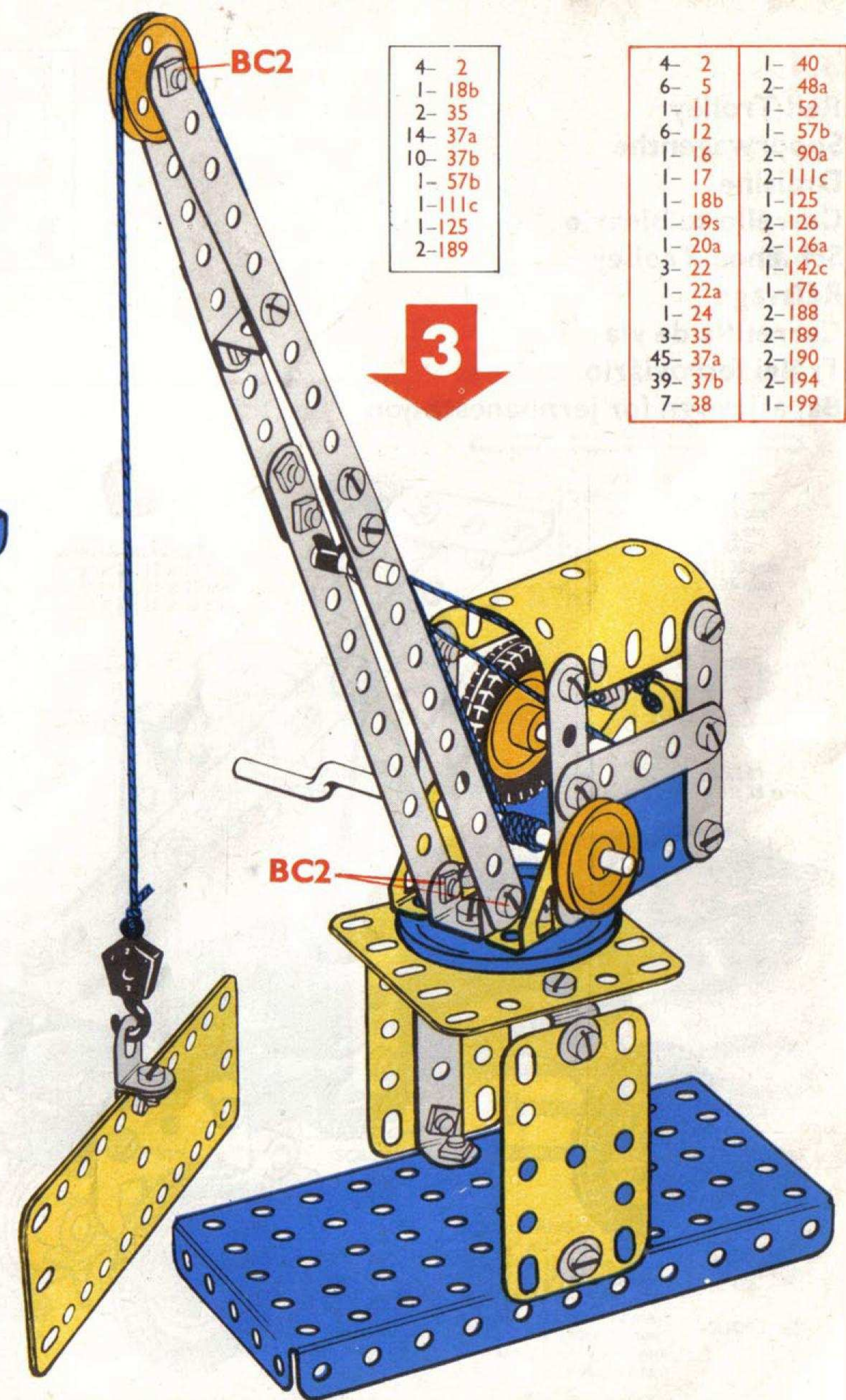
Shipyards Crane
Scheepswerfkraan
Grue de chantier naval
Gru per cantiere costruzioni navali
Werftkran
Varvskran
Grúa de astillero
Guindaste de estaleiro naval
Skipsverft-kran



- | |
|--------|
| 1- 22 |
| 8- 37a |
| 8- 37b |
| 4- 38 |
| 2- 48a |
| 1- 52 |
| 2- 90a |
| 2- 188 |
| 2- 190 |



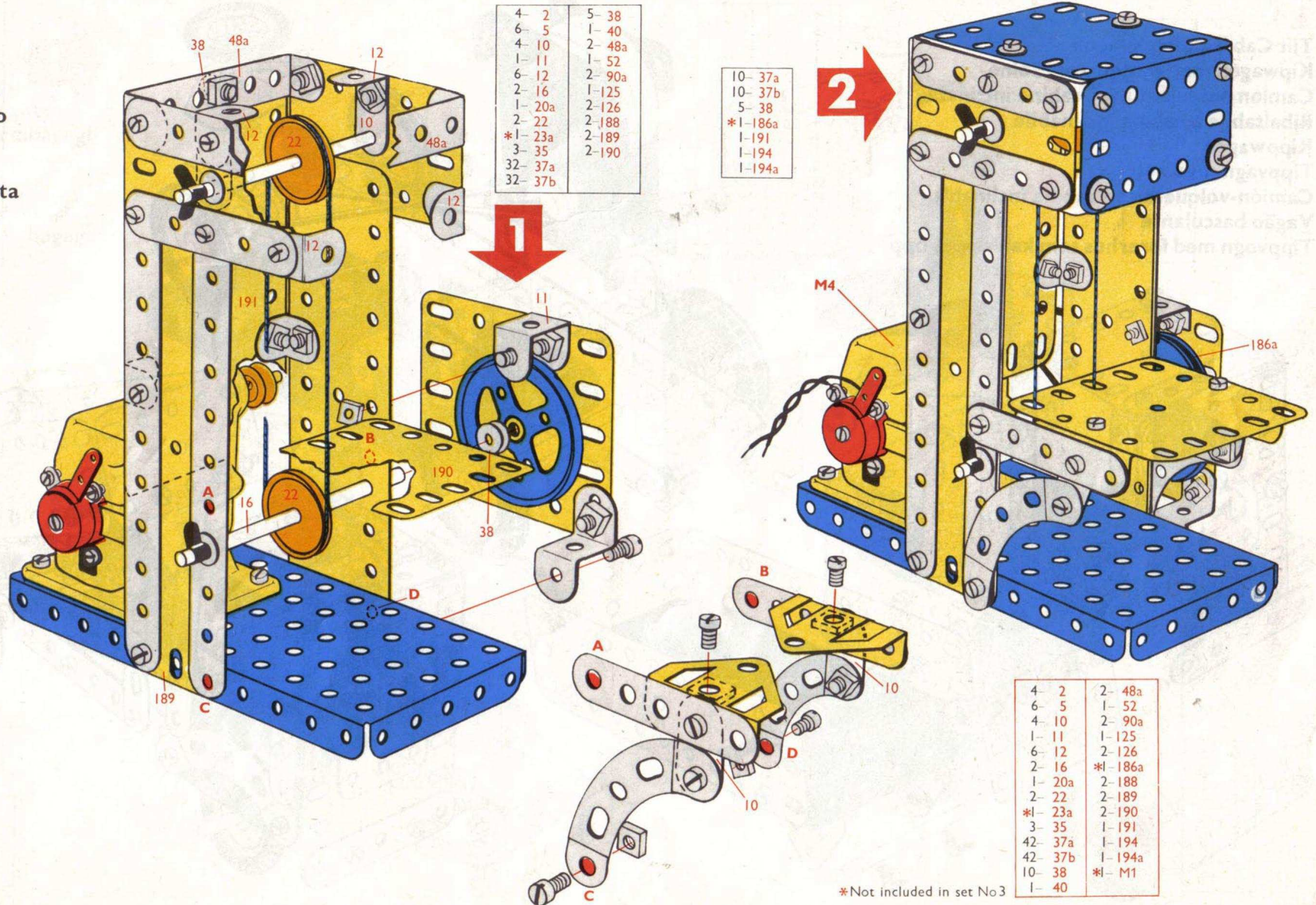
- | | |
|---------|---------|
| 6- 5 | 21- 37b |
| 1- 11 | 3- 38 |
| 4- 12 | 1- 40 |
| 1- 16 | 1- 111c |
| 1- 17 | 2- 126 |
| 1- 19s | 2- 126a |
| 1- 20a | 1- 142c |
| 2- 22 | 1- 176 |
| 1- 24 | 2- 194 |
| 1- 35 | 1- 199 |
| 23- 37a | |



- | |
|---------|
| 4- 2 |
| 1- 18b |
| 2- 35 |
| 14- 37a |
| 10- 37b |
| 1- 57b |
| 1- 111c |
| 1- 125 |
| 2- 189 |

- | | |
|---------|---------|
| 4- 2 | 1- 40 |
| 6- 5 | 2- 48a |
| 1- 11 | 1- 52 |
| 6- 12 | 1- 57b |
| 1- 16 | 2- 90a |
| 1- 17 | 2- 111c |
| 1- 18b | 1- 125 |
| 1- 19s | 2- 126 |
| 1- 20a | 2- 126a |
| 3- 22 | 1- 142c |
| 1- 22a | 1- 176 |
| 1- 24 | 2- 188 |
| 3- 35 | 2- 189 |
| 45- 37a | 2- 190 |
| 39- 37b | 2- 194 |
| 7- 38 | 1- 199 |

3.3.
Band Saw
Lintzaag
Scie à bande
Sega a nastro
Bandsäge
Bandsåg
Sierra de cinta
Serra de fita
Båndsgag



4- 2	5- 38
6- 5	1- 40
4- 10	2- 48a
1- 11	1- 52
6- 12	2- 90a
2- 16	1-125
1- 20a	2-126
2- 22	2-188
*1- 23a	2-189
3- 35	2-190
32- 37a	
32- 37b	

10- 37a
10- 37b
5- 38
*1-186a
1-191
1-194
1-194a

4- 2	2- 48a
6- 5	1- 52
4- 10	2- 90a
1- 11	1-125
6- 12	2-126
2- 16	*1-186a
1- 20a	2-188
2- 22	2-189
*1- 23a	2-190
3- 35	1-191
42- 37a	1-194
42- 37b	1-194a
10- 38	*1- M1
1- 40	

*Not included in set No 3

3.4.

Tilt Cab Tipping Wagon

Kipwagen met kantelbare cabine

Camion basculant avec cabine inclinable

Ribaltabile a cabina inclinabile

Kippwagen

Tippvagn med hytt

Camión-volquete con cabina inclinable

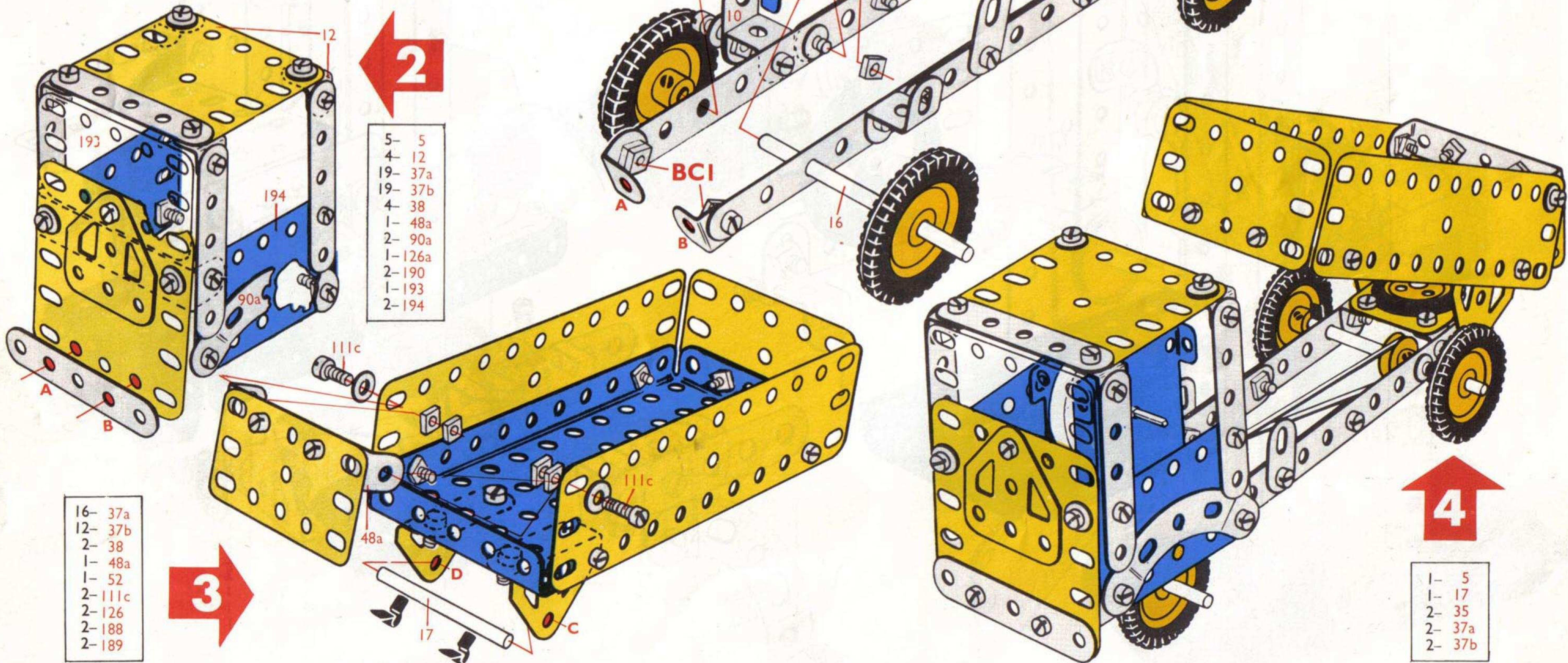
Vagão basculante

Tippvogn med førerhus som kan vippes opp

4- 2	1- 52
6- 5	2- 90a
3- 10	2- 111c
1- 11	1- 125
8- 12	2- 126
2- 16	2- 126a
1- 17	4- 142c
4- 22	1- 155
1- 22a	*1- 186b
*1- 23a	2- 188
4- 35	2- 189
55- 37a	2- 190
49- 37b	1- 193
10- 38	2- 194
2- 48a	*1- M1

* Not included in set

4- 2
3- 10
1- 11
4- 12
2- 16
4- 22
1- 22a
*1- 23a
2- 35
18- 37a
16- 37b
4- 38
1- 125
1- 126a
4- 142c
1- 155
*1- 186b



5- 5
4- 12
19- 37a
19- 37b
4- 38
1- 48a
2- 90a
1- 126a
2- 190
1- 193
2- 194



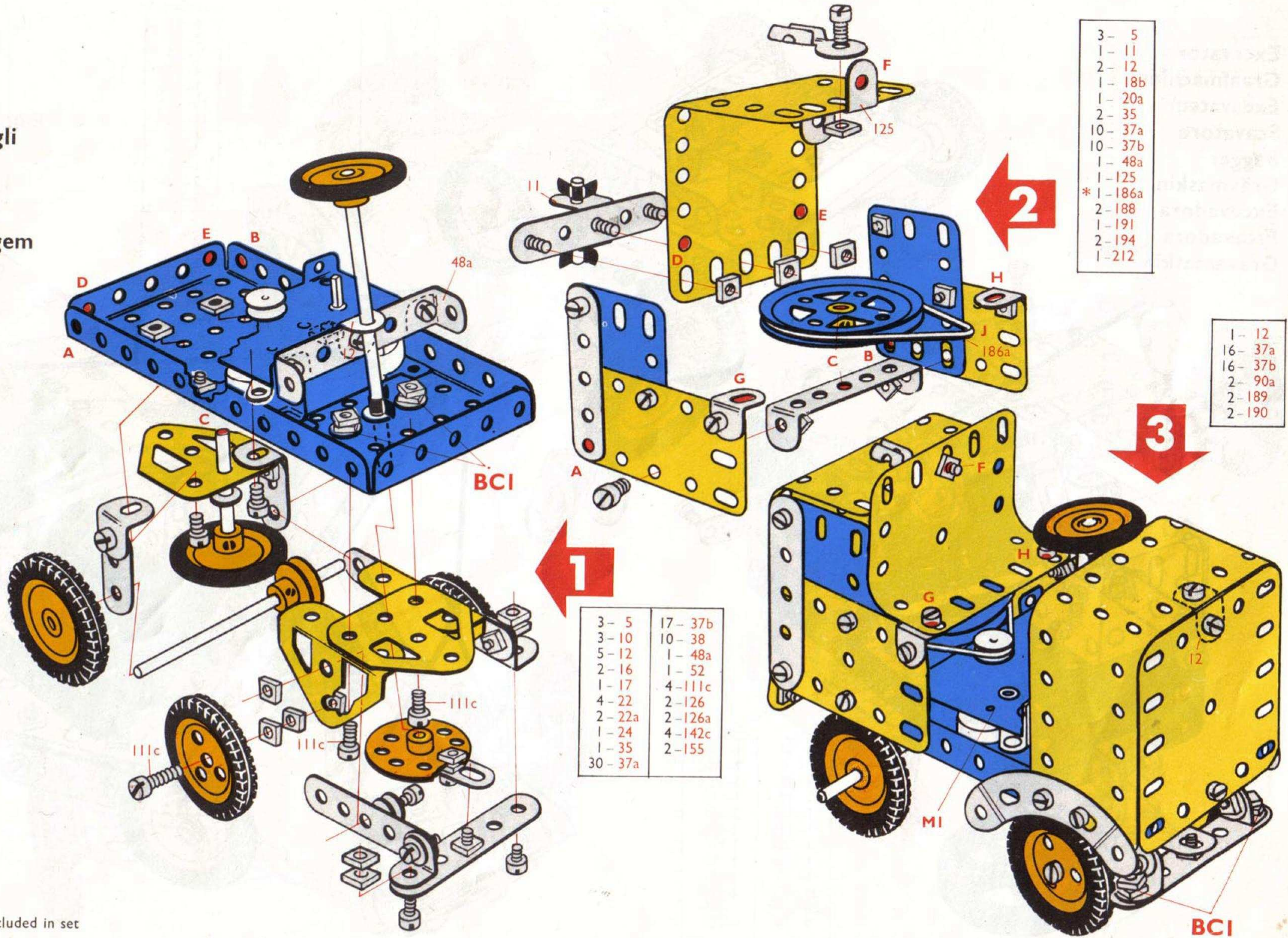
16- 37a
12- 37b
2- 38
1- 48a
1- 52
2- 111c
2- 126
2- 188
2- 189



1- 5
1- 17
2- 35
2- 37a
2- 37b

3.5.

Baggage Truck
Bagagewagen
Chariot à bagages
Carrello portabagagli
Gepäckwagen
Gagagetruck
Carretilla de andén
Camioneta de bagagem
Bagasjevogn



3-5
1-11
2-12
1-18b
1-20a
2-35
10-37a
10-37b
1-48a
1-125
*1-186a
2-188
1-191
2-194
1-212

1-12
16-37a
16-37b
2-90a
2-189
2-190

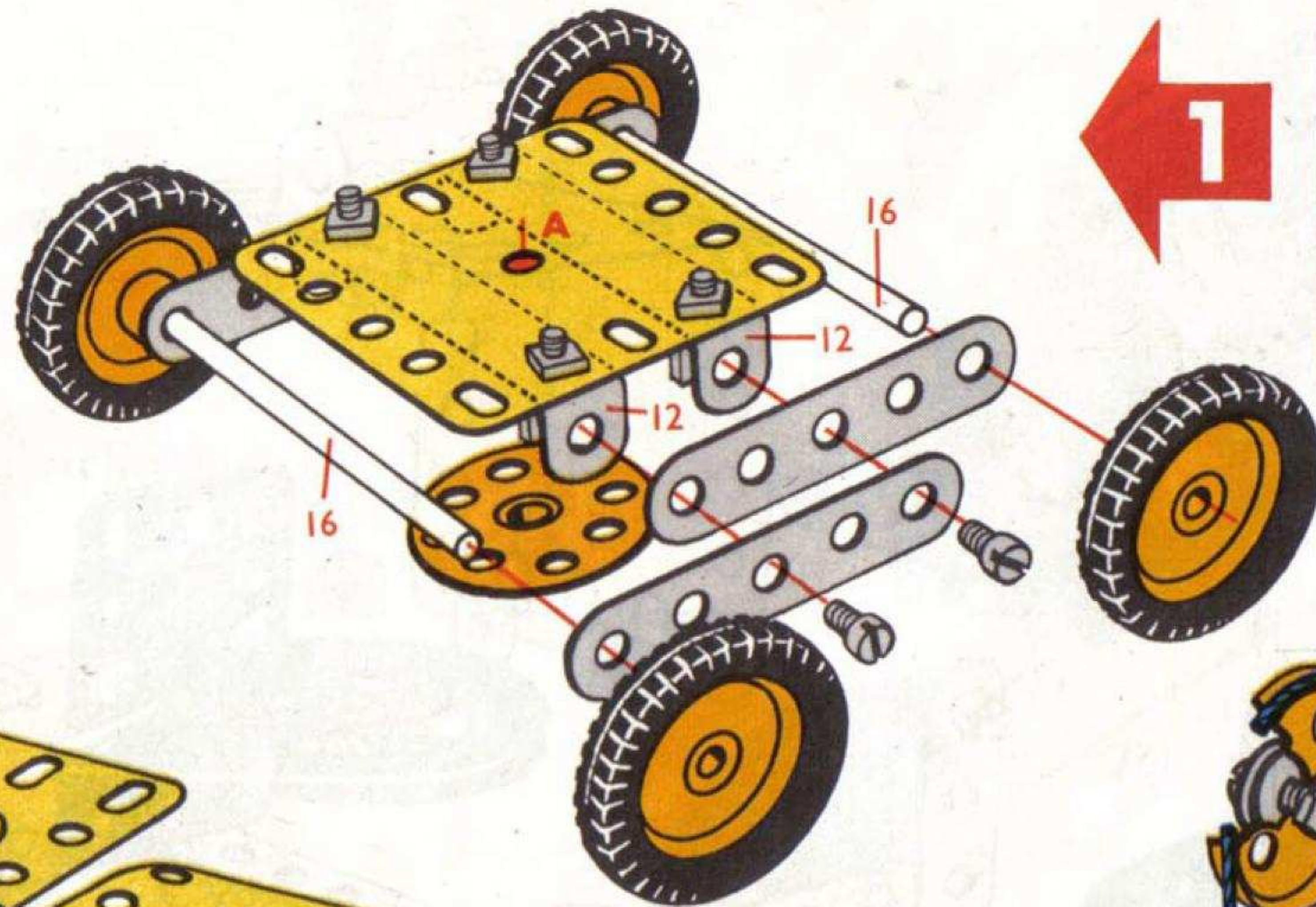
6-5	1-52
3-10	2-90a
1-11	4-111c
8-12	1-125
2-16	2-126
1-17	2-126a
1-18b	4-142c
1-20a	2-155
4-22	*1-186a
2-22a	2-188
1-24	2-189
3-35	2-190
56-37a	1-191
43-37b	2-194
10-38	1-212
2-48a	*1-M1

* Not included in set

3-5	17-37b
3-10	10-38
5-12	1-48a
2-16	1-52
1-17	4-111c
4-22	2-126
2-22a	2-126a
1-24	4-142c
1-35	2-155
30-37a	

6

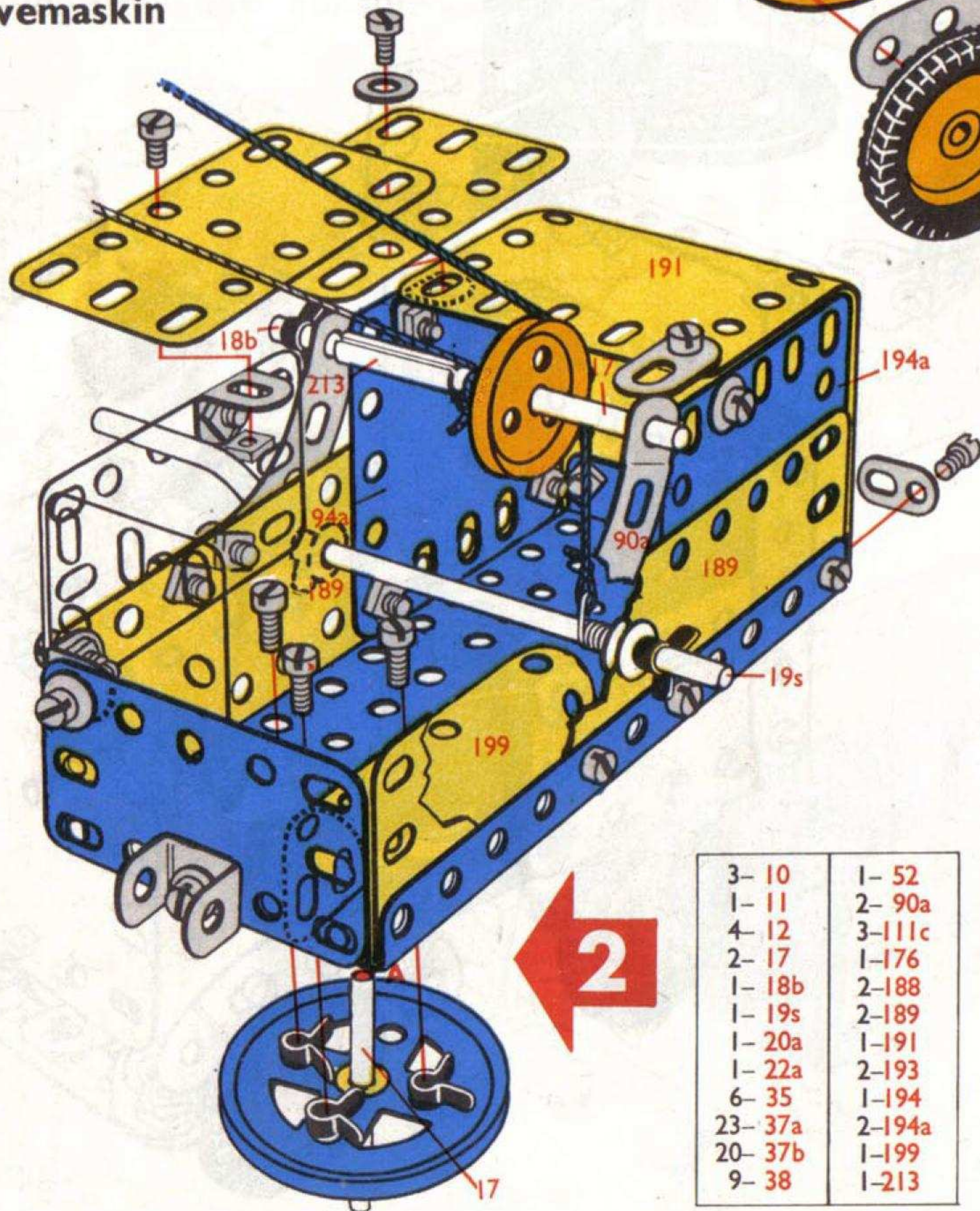
3.6.
Excavator
Graafmachine
Excavateur
Scavatore
Bagger
Grävmaskin
Excavadora
Escavadora
Gravemaskin



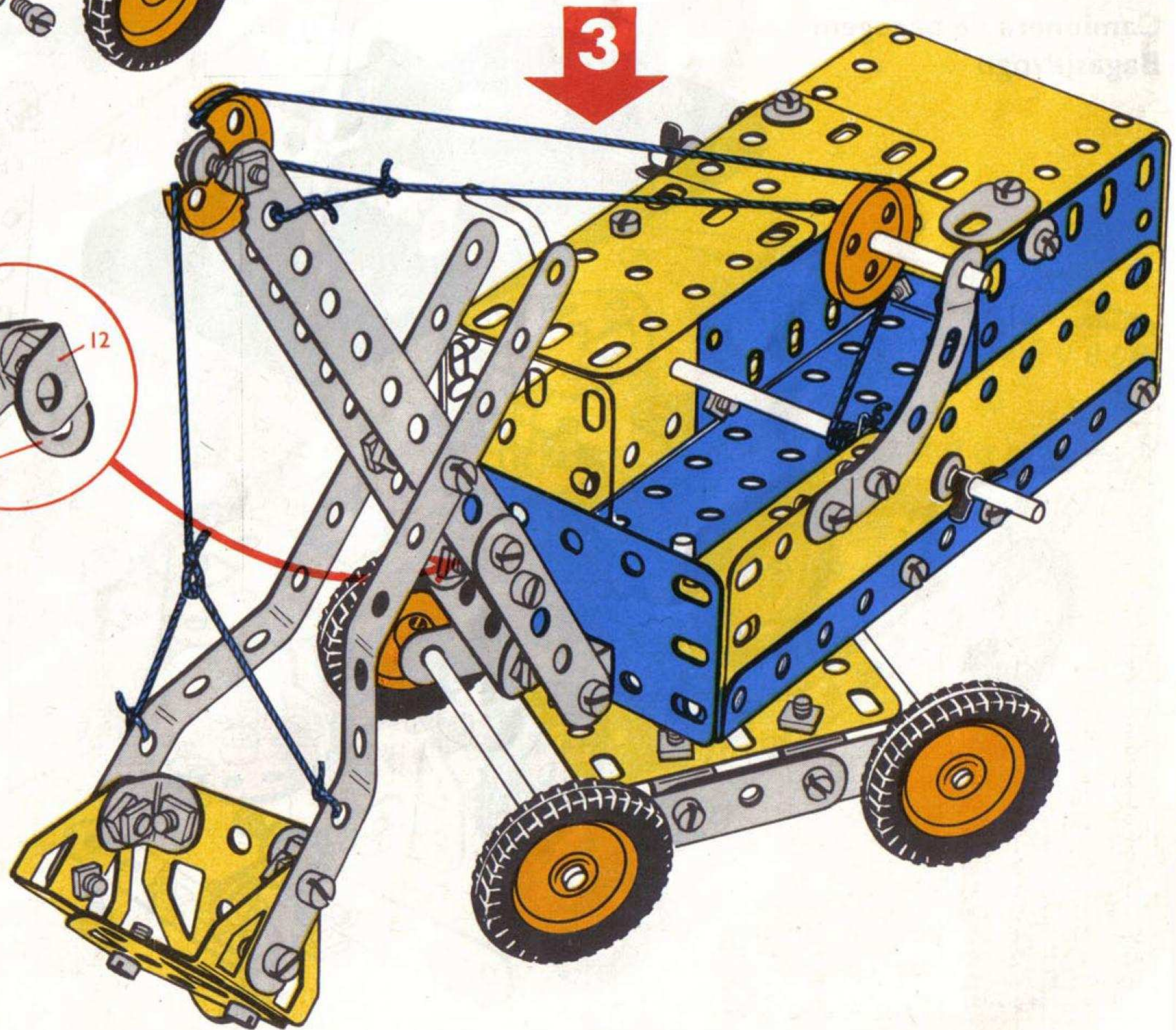
- 4- 5
- 2- 16
- 4- 22
- 1- 24
- 8- 37a
- 8- 37b
- 2- 48a
- 4- 142c
- 1- 190

- 4- 2
- 2- 5
- 1- 10
- 4- 12
- 1- 22a
- 25- 37a
- 16- 37b
- 1- 38
- 1- 40
- 1- 111c
- 2- 126
- 2- 126a

- | | | |
|--------|---------|---------|
| 4- 2 | 1- 24 | 4- 142c |
| 6- 5 | 6- 35 | 1- 176 |
| 4- 10 | 56- 37a | 2- 188 |
| 1- 11 | 45- 37b | 2- 189 |
| 8- 12 | 10- 38 | 1- 190 |
| 2- 16 | 1- 40 | 1- 191 |
| 2- 17 | 2- 48a | 2- 193 |
| 1- 18b | 1- 52 | 1- 194 |
| 1- 19s | 2- 90a | 2- 194a |
| 1- 20a | 4- 111c | 1- 199 |
| 4- 22 | 2- 126 | 1- 213 |
| 2- 22a | 2- 126a | |



- | | |
|---------|---------|
| 3- 10 | 1- 52 |
| 1- 11 | 2- 90a |
| 4- 12 | 3- 111c |
| 2- 17 | 1- 176 |
| 1- 18b | 2- 188 |
| 1- 19s | 2- 189 |
| 1- 20a | 1- 191 |
| 1- 22a | 2- 193 |
| 6- 35 | 1- 194 |
| 23- 37a | 2- 194a |
| 20- 37b | 1- 199 |
| 9- 38 | 1- 213 |



3.7.

Racing Car

Racewagen

Voiture de course

Automobile tipo competizione

Rennwagen

Racerbil

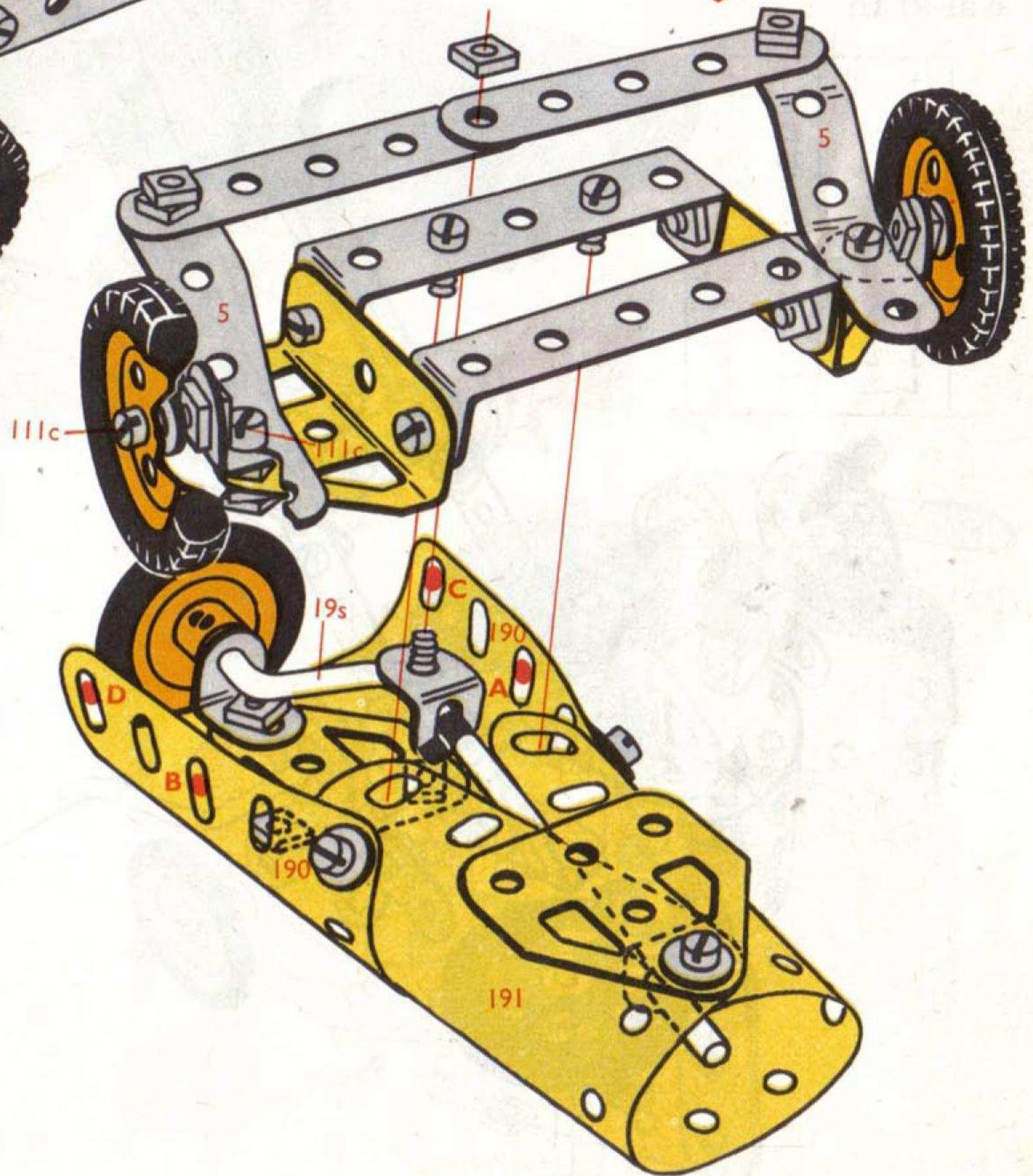

Coche de carreras

Carro de corridas


Racerbil

4-	2
2-	5
4-	10
3-	12
1-	16
1-	17
2-	22
2-	35
23-	37a
23-	37b
2-	38
2-	90a
2-	142c
1-	188
2-	189
1-	199
1-	213

4-	5	2-	48a
5-	12	4-	111c
1-	19s	2-	126
1-	22	2-	126a
2-	22a	2-	142c
1-	35	1-	155
27-	37a	2-	190
15-	37b	1-	191
6-	38		



5-	37a
5-	37b
1-	193



4-	2	2-	90a
6-	5	4-	111c
4-	10	2-	126
8-	12	2-	126a
1-	16	4-	142c
1-	17	1-	155
1-	19s	1-	188
3-	22	2-	189
2-	22a	2-	190
3-	35	1-	191
55-	37a	1-	193
43-	37b	1-	199
8-	38	1-	213
2-	48a		

3.8.

Wharf Crane

Havenkraan

Grue de docks

Gru per banchina di carico

Kaikran

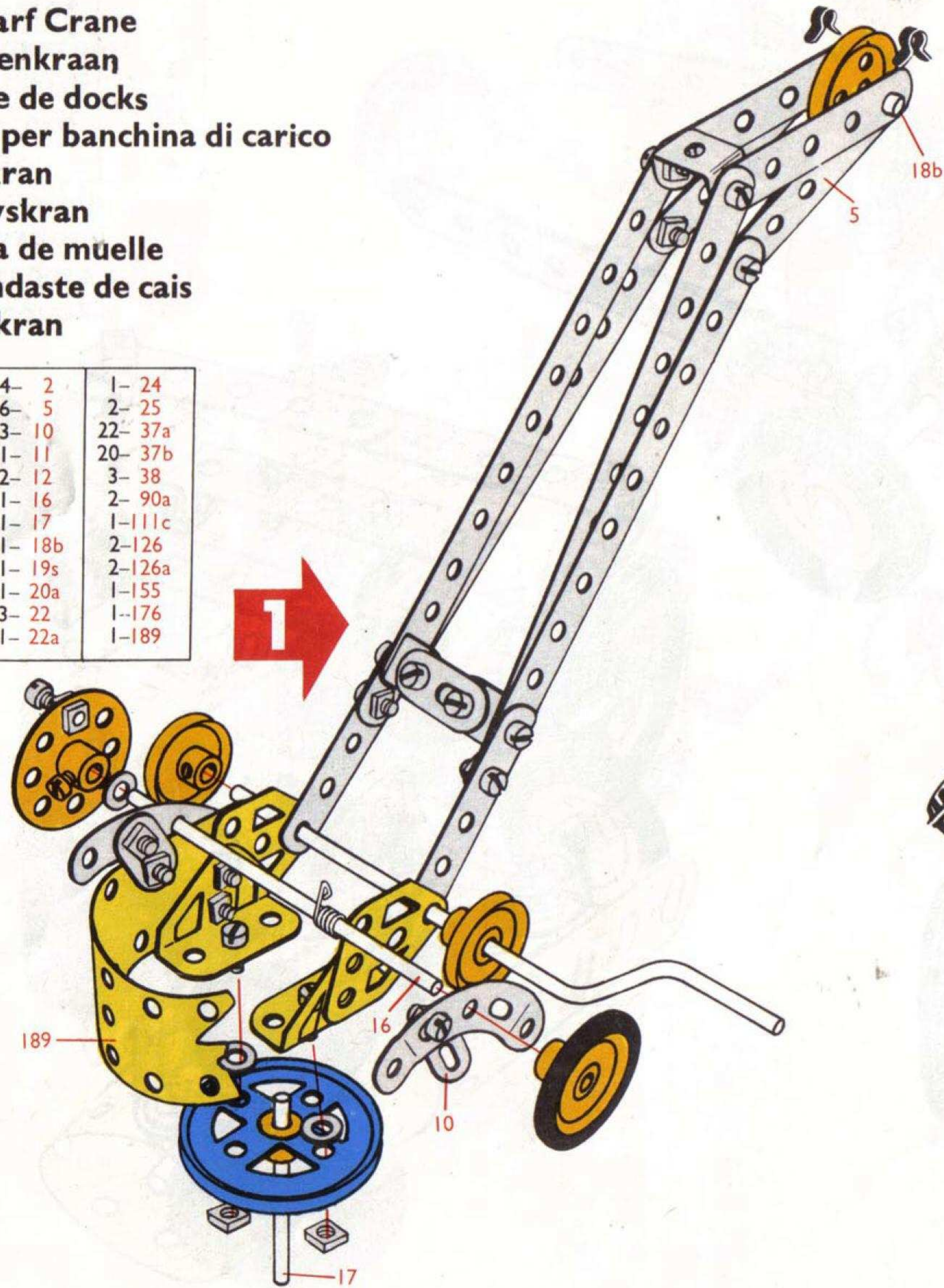
Varvskran

Grúa de muelle

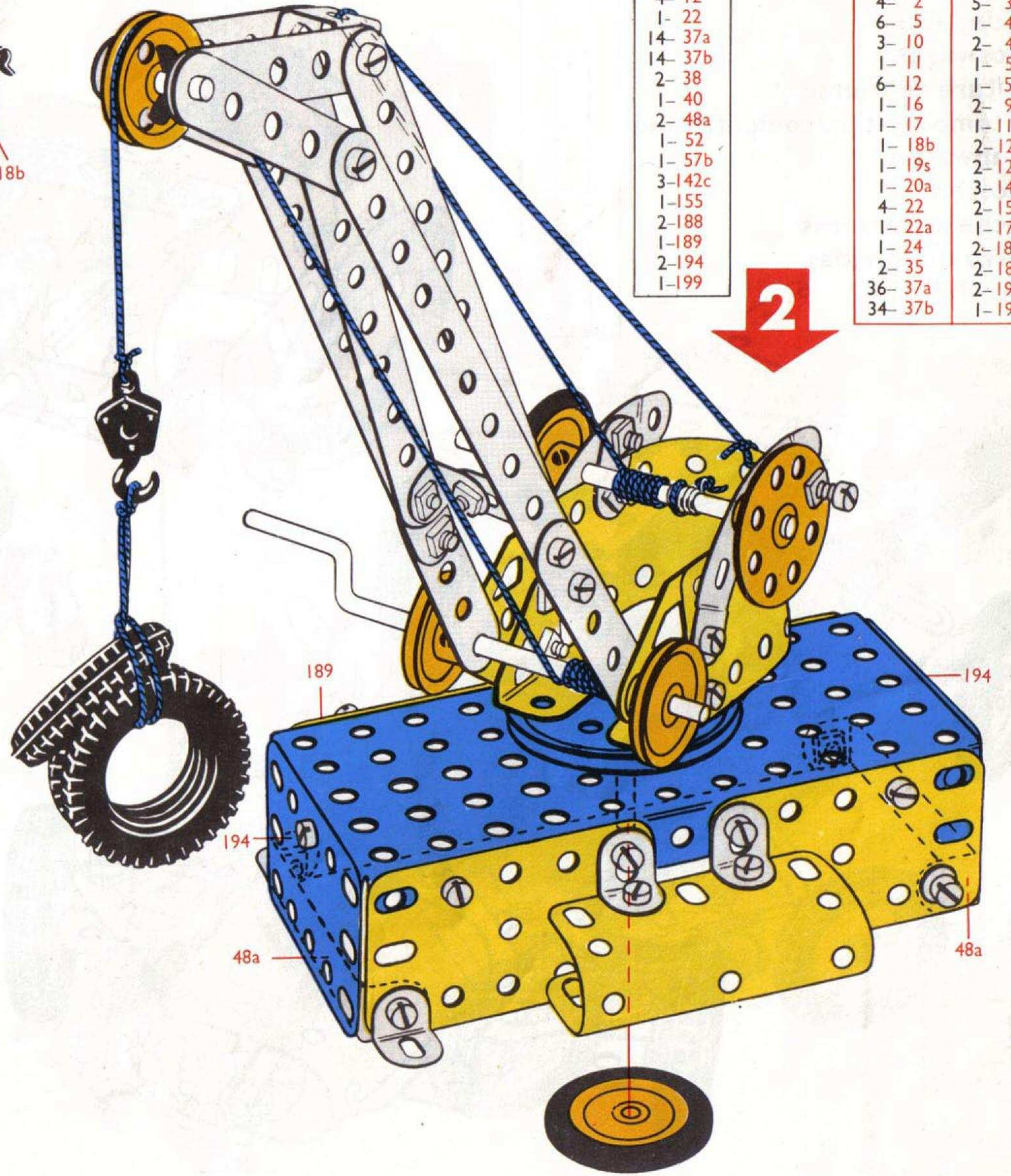
Guindaste de cais

Kai-kran

4- 2	1- 24
6- 5	2- 25
3- 10	22- 37a
1- 11	20- 37b
2- 12	3- 38
1- 16	2- 90a
1- 17	1-111c
1- 18b	2-126
1- 19s	2-126a
1- 20a	1-155
3- 22	1-176
1- 22a	1-189



4- 12
1- 22
14- 37a
14- 37b
2- 38
1- 40
2- 48a
1- 52
1- 57b
3-142c
1-155
2-188
1-189
2-194
1-199



4- 2	5- 38
6- 5	1- 40
3- 10	2- 48a
1- 11	1- 52
6- 12	1- 57b
1- 16	2- 90a
1- 17	1-111c
1- 18b	2-126
1- 19s	2-126a
1- 20a	3-142c
4- 22	2-155
1- 22a	1-176
1- 24	2-188
2- 35	2-189
36- 37a	2-194
34- 37b	1-199

3.9.

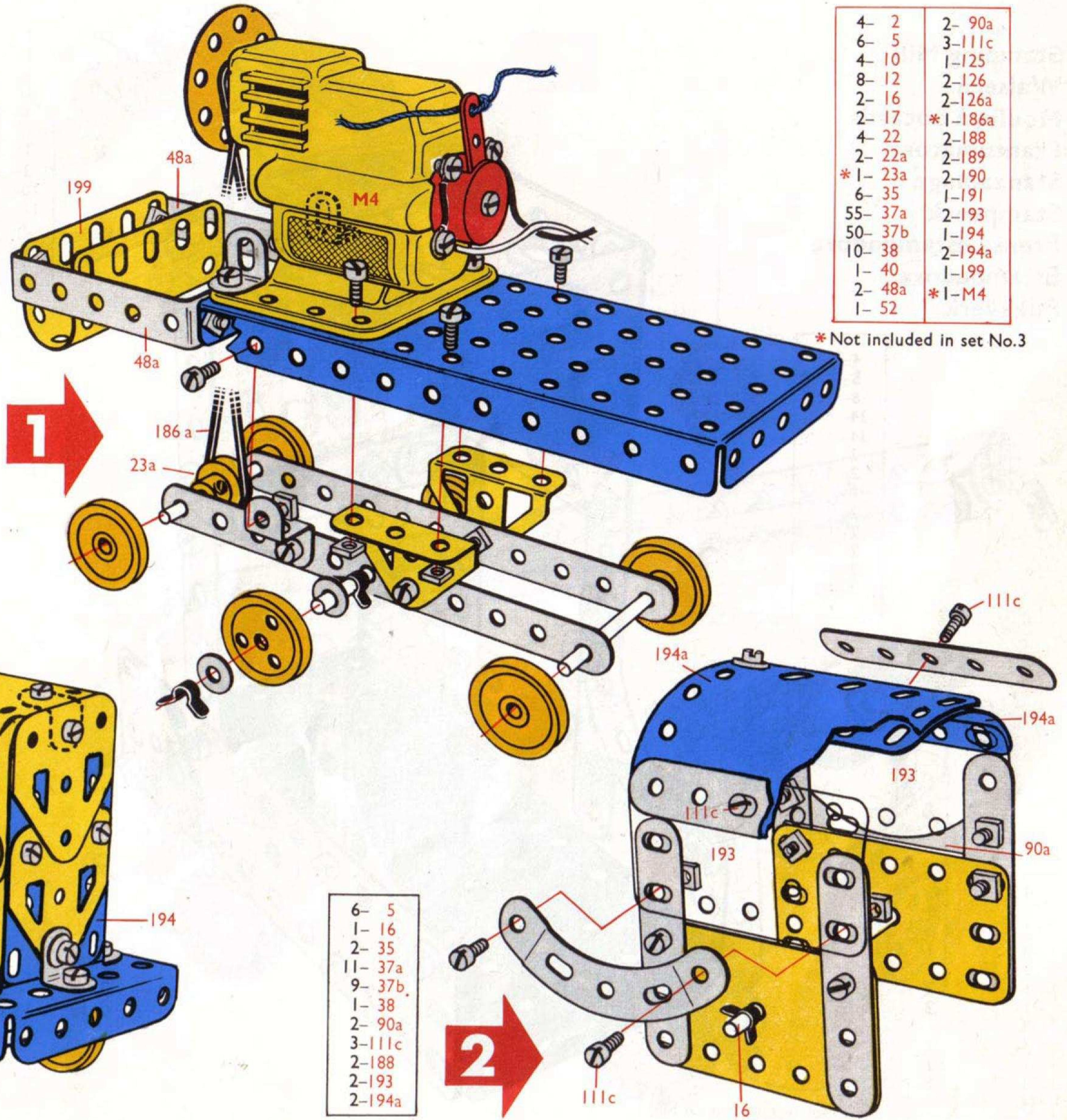
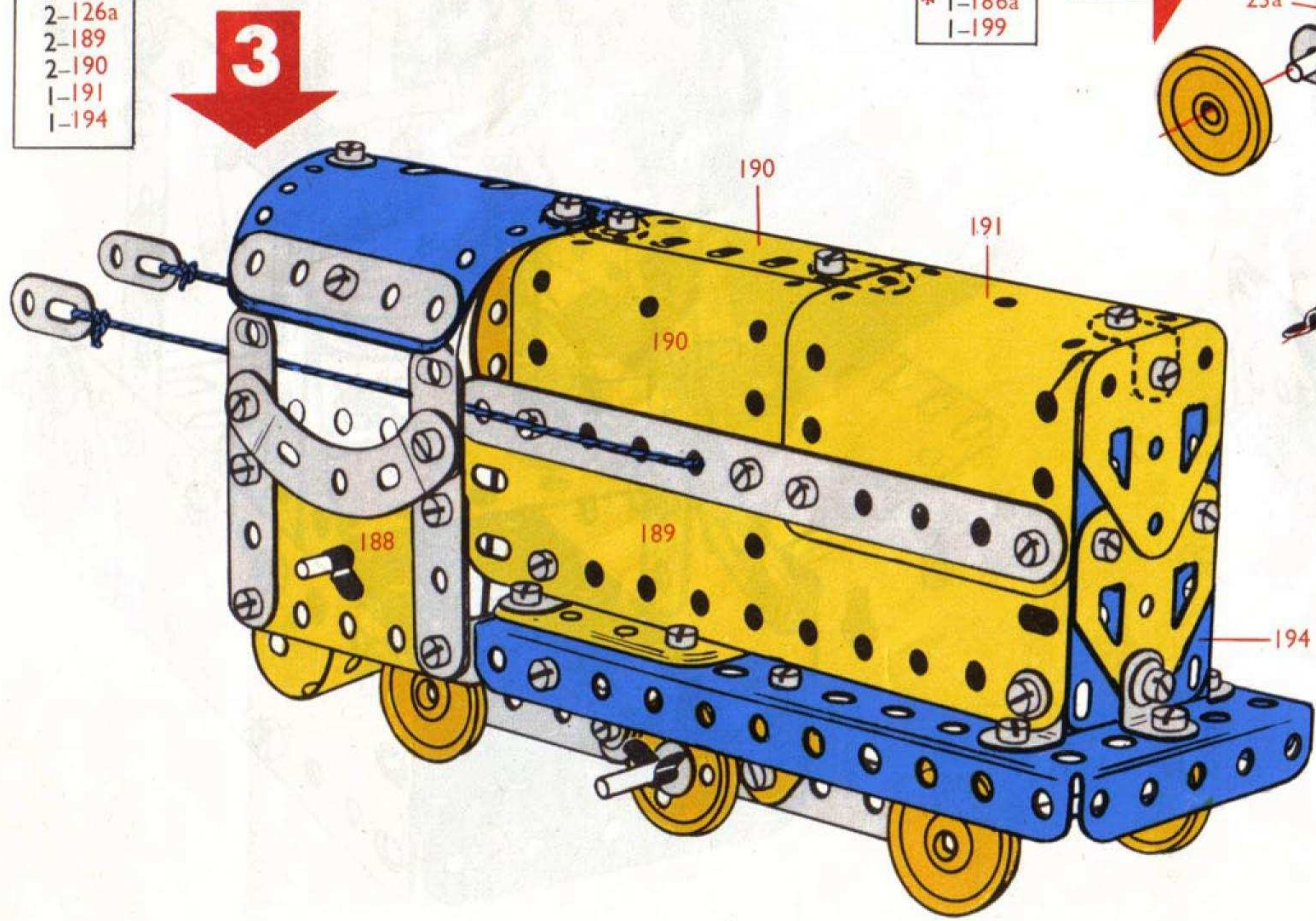
Diesel Shunter
Dieselerangeerwagen
Machine Diesel de manoeuvres
Locomotore diesel per smistamento
Diesel-Rangierlok
Dieseldrivet växellok
Locomotora diesel para maniobras
Locomotiva Diesel de triagem
Diesel skiftelokomotiv

- 2- 2
- 4- 10
- 6- 12
- 30- 37a
- 30- 37b
- 5- 38
- 2-126a
- 2-189
- 2-190
- 1-191
- 1-194

- 2- 2
- 2- 12
- 1- 16
- 2- 17
- 4- 22
- 2- 22a
- * 1- 23a
- 1- 24
- 4- 35
- 14- 37a
- 14- 37b
- 4- 38
- 1- 40
- 2- 48a
- 1- 52
- 1-125
- 2-126
- * 1-186a
- 1-199

- | | |
|----------|----------|
| 4- 2 | 2- 90a |
| 6- 5 | 3-111c |
| 4- 10 | 1-125 |
| 8- 12 | 2-126 |
| 2- 16 | 2-126a |
| 2- 17 | * 1-186a |
| 4- 22 | 2-188 |
| 2- 22a | 2-189 |
| * 1- 23a | 2-190 |
| 6- 35 | 1-191 |
| 55- 37a | 2-193 |
| 50- 37b | 1-194 |
| 10- 38 | 2-194a |
| 1- 40 | 1-199 |
| 2- 48a | * 1-M4 |
| 1- 52 | |

* Not included in set No.3

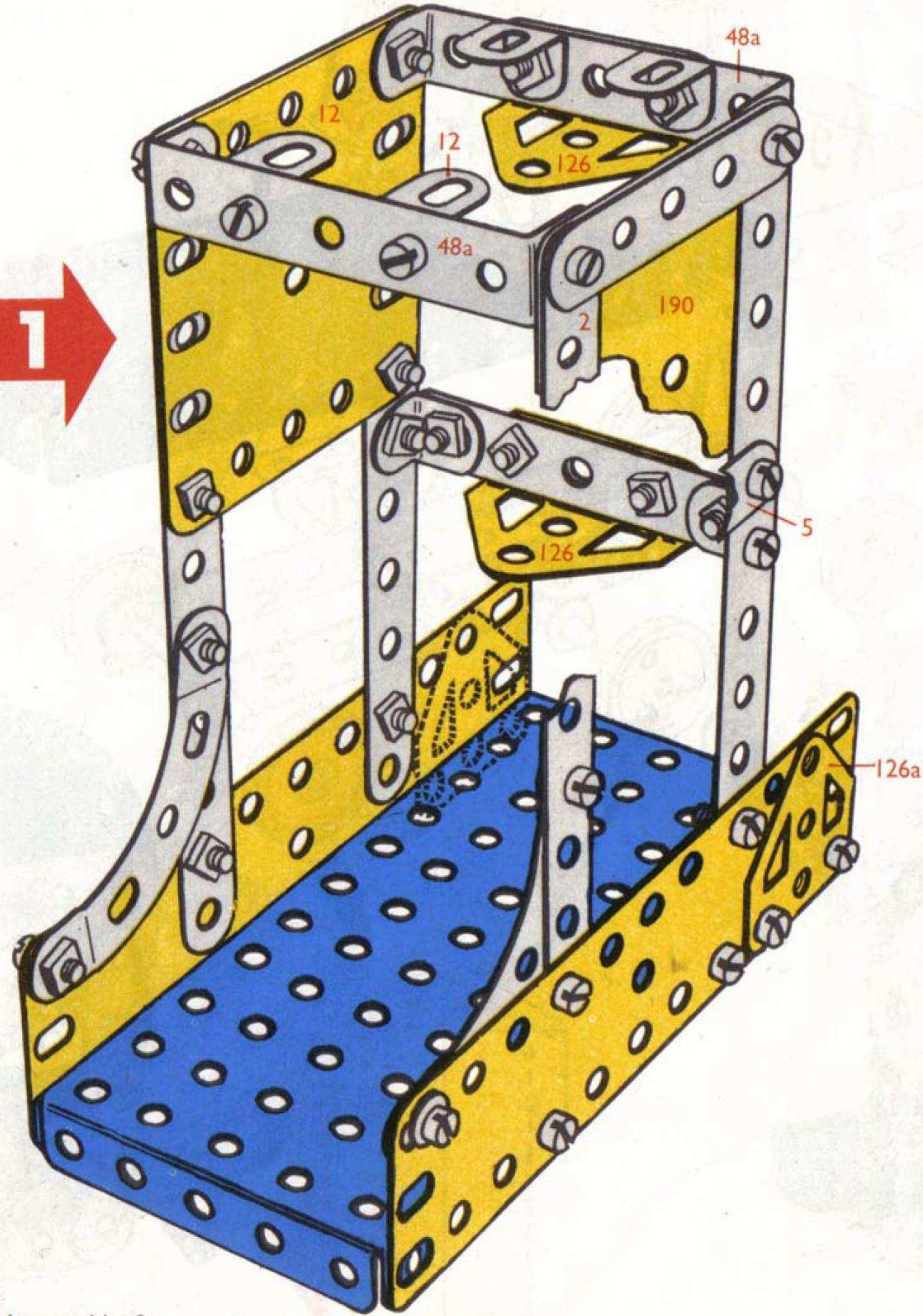


- 6- 5
- 1- 16
- 2- 35
- 11- 37a
- 9- 37b
- 1- 38
- 2- 90a
- 3-111c
- 2-188
- 2-193
- 2-194a

3.10.

Stamping Mill
 Walserij
 Moulin à bocards
 Frantumatore
 Stanzanlage
 Stampverk
 Prensa estampadora
 Estampadora
 Pukkverk

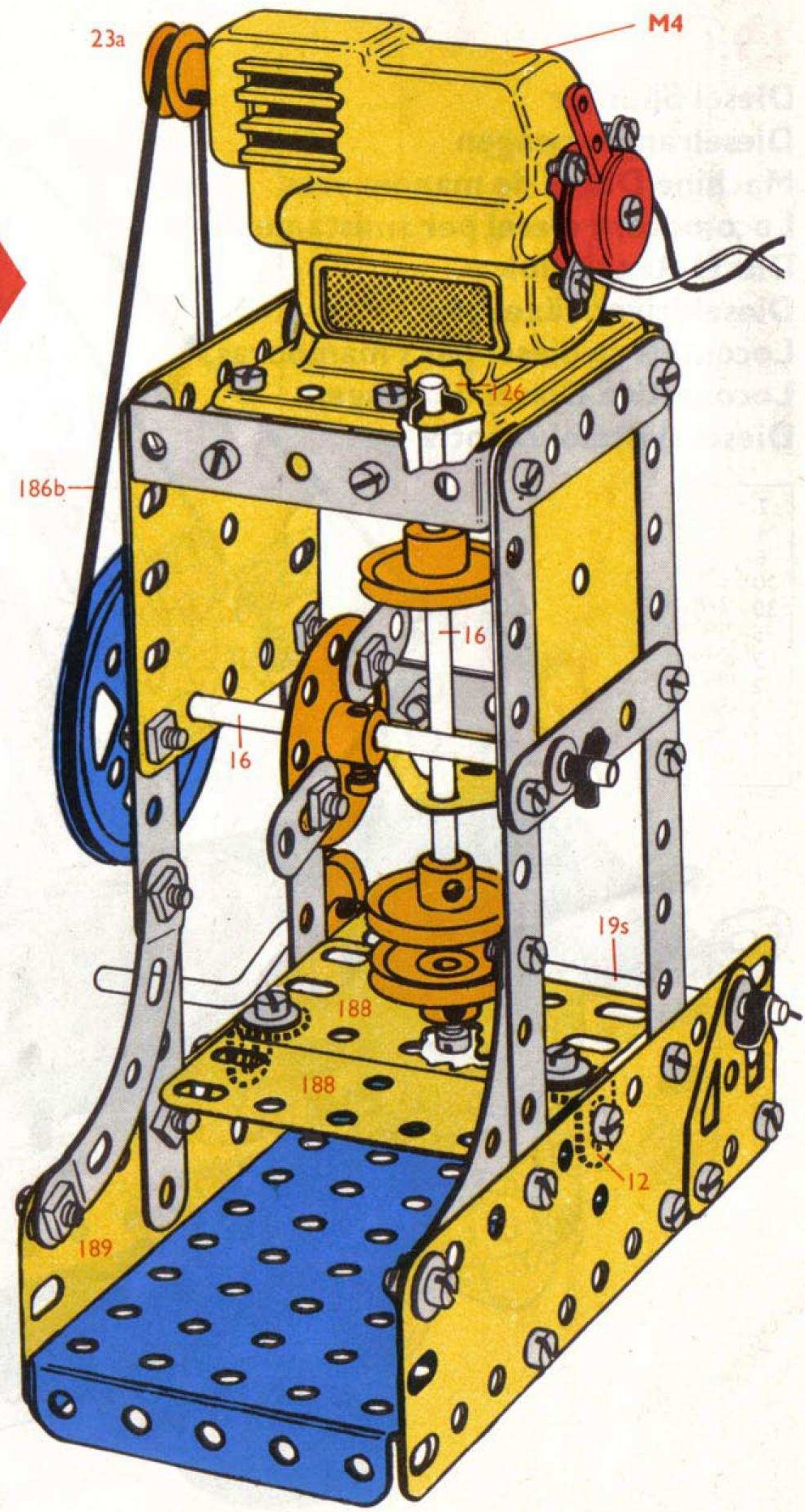
- 4- 2
- 5- 5
- 6- 12
- 34- 37a
- 34- 37b
- 2- 38
- 2- 48a
- 1- 52
- 2- 90a
- 2- 126
- 2- 126a
- 2- 189
- 2- 190



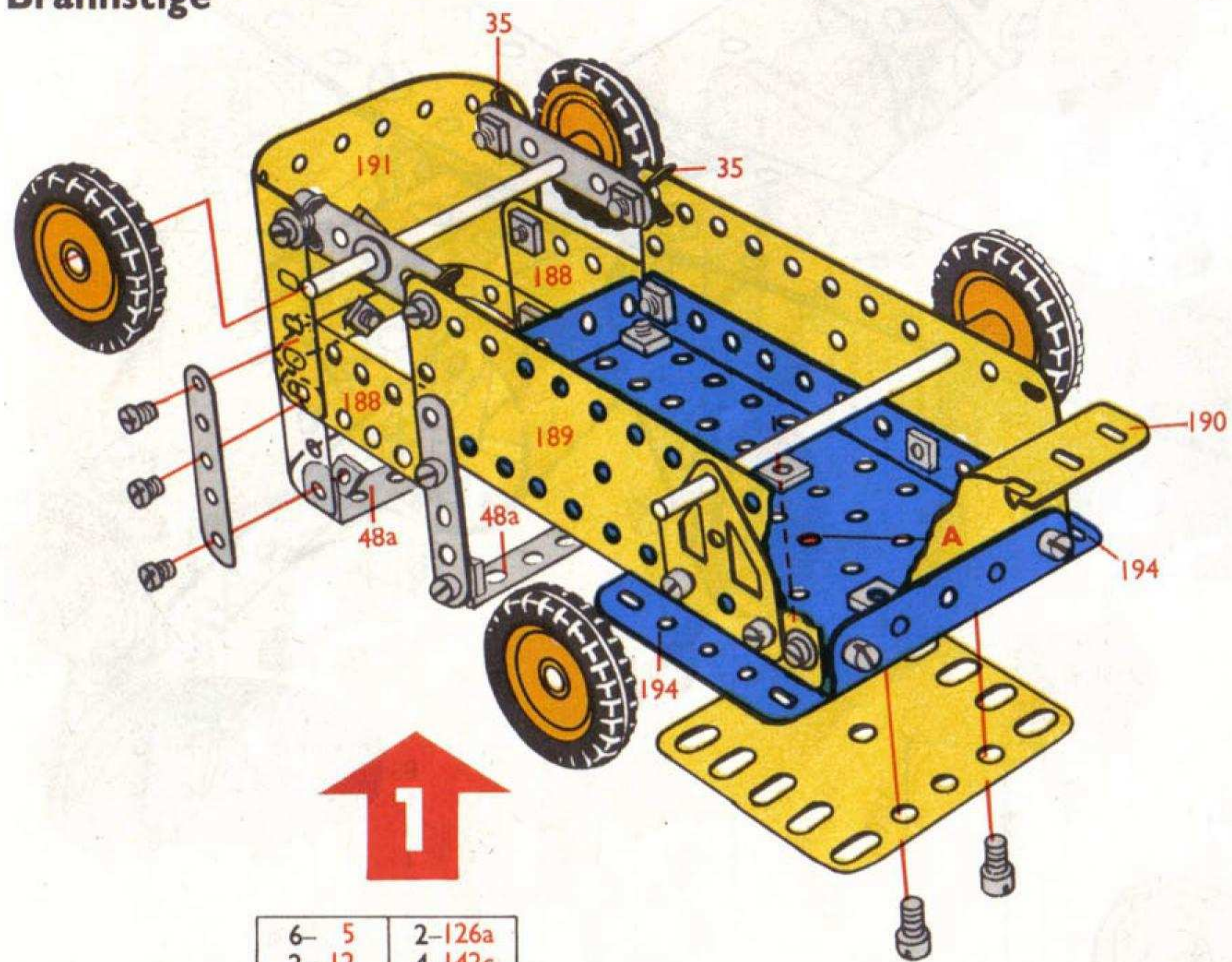
- | | |
|----------|----------|
| 4- 2 | 45- 37b |
| 5- 5 | 6- 38 |
| 2- 10 | 2- 48a |
| 8- 12 | 1- 52 |
| 2- 16 | 2- 90a |
| 1- 19s | 2- 126 |
| 1- 20a | 2- 126a |
| 4- 22 | *1- 186b |
| * 1- 23a | 2- 188 |
| 1- 24 | 2- 189 |
| 3- 35 | 2- 190 |
| 44- 37a | *1- M4 |

* Not included in set No. 3

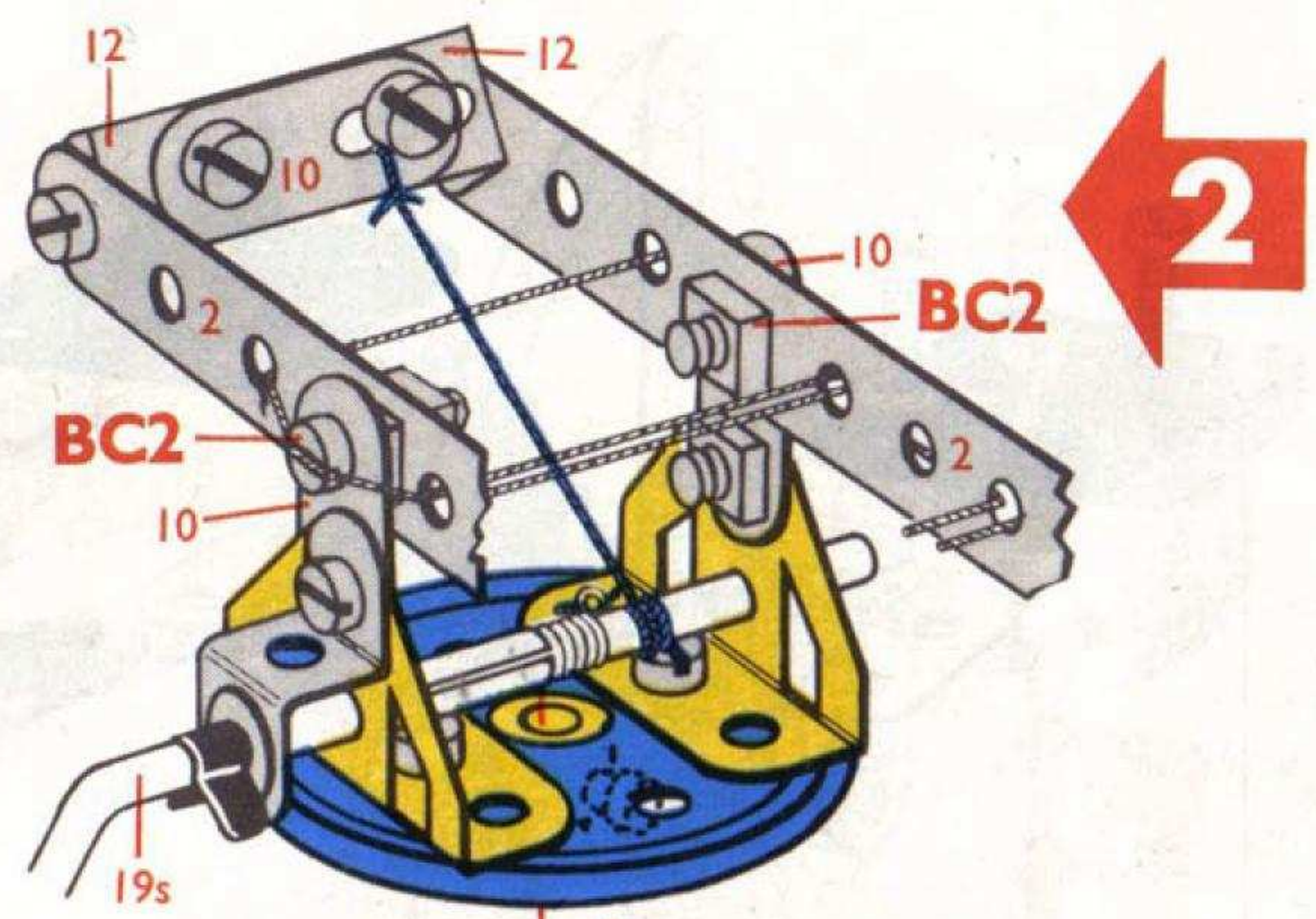
- 2- 10
- 2- 12
- 2- 16
- 1- 19s
- 1- 20a
- 4- 22
- * 1- 23a
- 1- 24
- 3- 35
- 10- 37a
- 11- 37b
- 3- 38
- * 1- 186b
- 2- 188



3.11.
Fire Escape
Branduitgang
Echelle à incendie
Uscita di sicurezza in caso d'incendio
Feuerleiter
Brandräddningsutrustning
Escalera para caso de incendio
Escada de incêndio
Brannstige

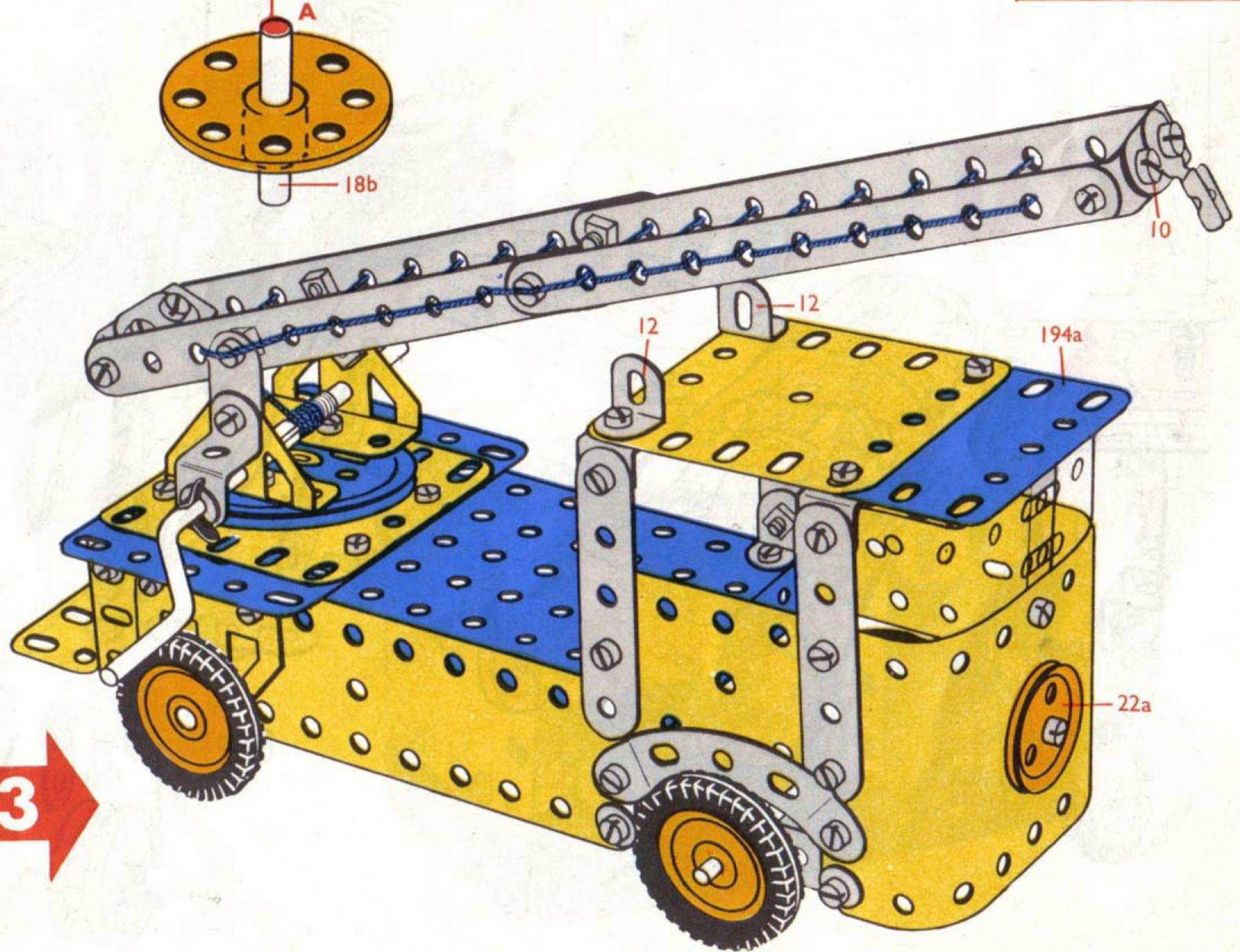


6-	5	2-	126a
2-	12	4-	142c
2-	16	2-	188
4-	22	2-	189
4-	35	1-	190
34-	37a	1-	191
30-	37b	2-	193
8-	38	2-	194
2-	48a	1-	199
1-	52		
4-	111c		



4-	2
4-	10
4-	12
1-	18b
1-	19s
1-	20a
1-	24
1-	35
12-	37a
10-	37b
2-	38
1-	40
1-	125
2-	126
1-	176
1-	212
1-	213

4-	2	2-	90a
6-	5	4-	111c
4-	10	1-	125
8-	12	2-	126
2-	16	2-	126a
1-	18b	4-	142c
1-	19s	1-	176
1-	20a	2-	188
4-	22	2-	189
1-	22a	2-	190
1-	24	1-	191
5-	35	2-	193
56-	37a	2-	194
50-	37b	1-	194a
10-	38	1-	199
1-	40	1-	212
2-	48a	1-	213
1-	52		



2-	12
1-	22a
10-	37a
10-	37b
2-	90a
1-	190
1-	194a



3.12.

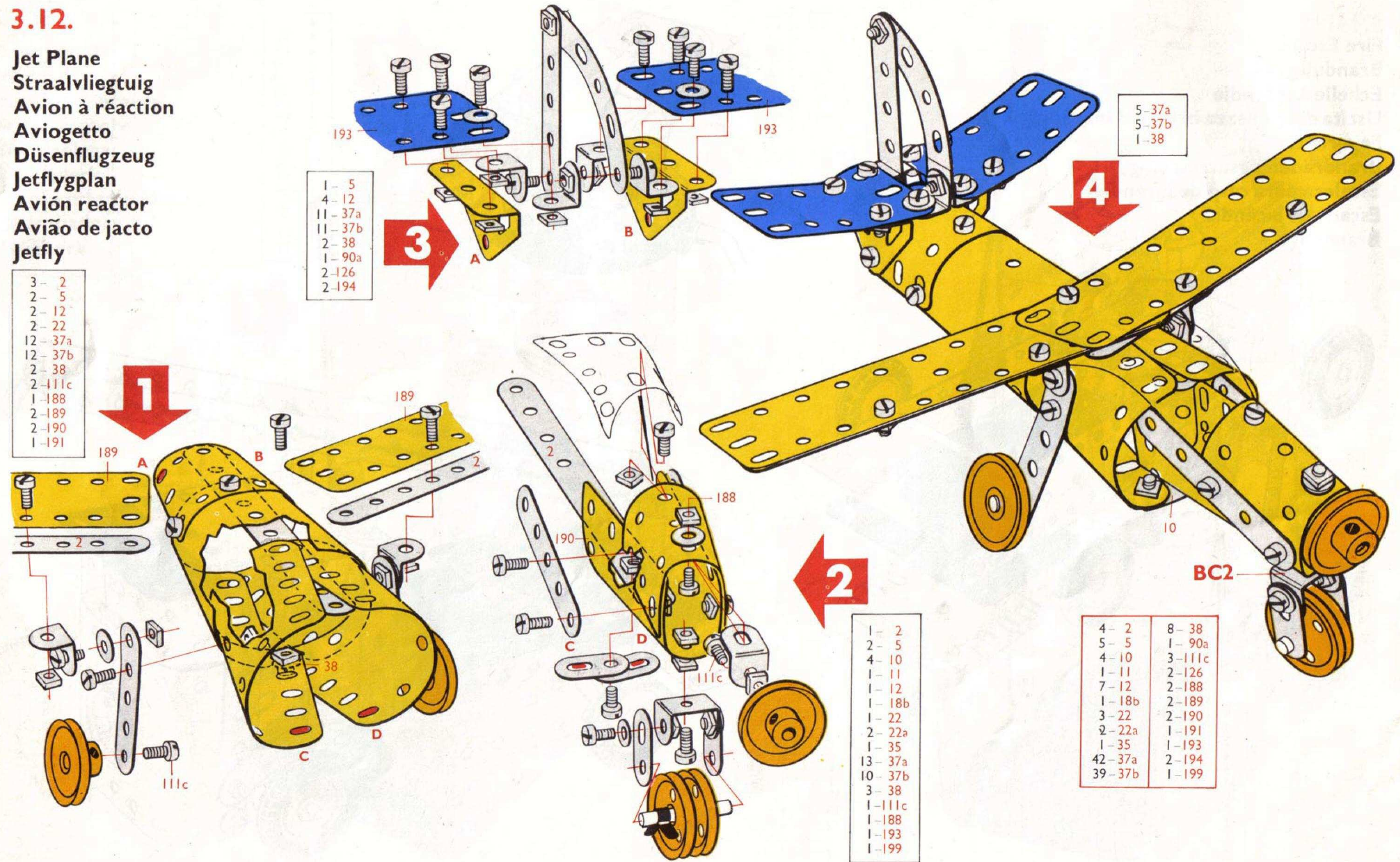
Jet Plane
 Straalvliegtuig
 Avion à réaction
 Aviogetto
 Düsenflugzeug
 Jetflygplan
 Avión reactor
 Avião de jacto
 Jetfly

- 3- 2
- 2- 5
- 2- 12
- 2- 22
- 12- 37a
- 12- 37b
- 2- 38
- 2- 111c
- 1- 188
- 2- 189
- 2- 190
- 1- 191

- 1- 5
- 4- 12
- 11- 37a
- 11- 37b
- 2- 38
- 1- 90a
- 2- 126
- 2- 194

- 1- 2
- 2- 5
- 4- 10
- 1- 11
- 1- 12
- 1- 18b
- 1- 22
- 2- 22a
- 1- 35
- 13- 37a
- 10- 37b
- 3- 38
- 1- 111c
- 1- 188
- 1- 193
- 1- 199

- 4- 2
- 5- 5
- 4- 10
- 1- 11
- 7- 12
- 1- 18b
- 3- 22
- 2- 22a
- 1- 35
- 42- 37a
- 39- 37b
- 8- 38
- 1- 90a
- 3- 111c
- 2- 126
- 2- 188
- 2- 189
- 2- 190
- 1- 191
- 1- 193
- 2- 194
- 1- 199

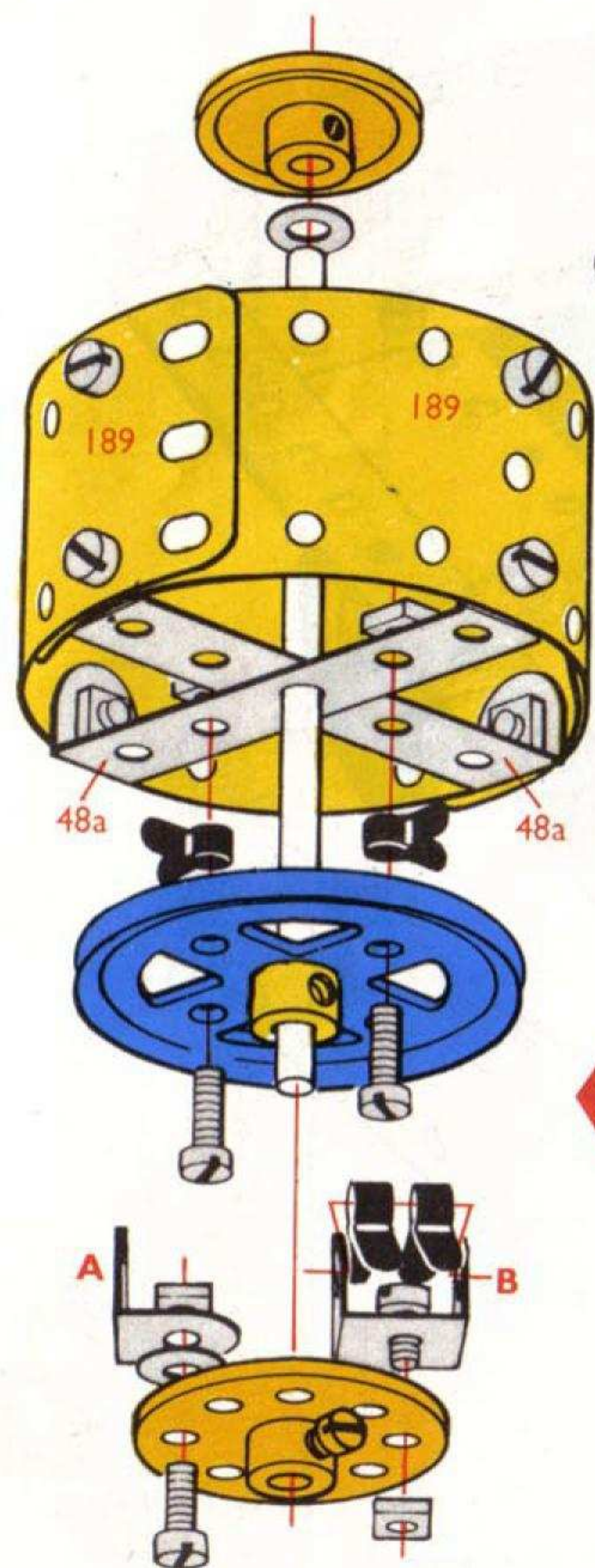


- 5- 37a
- 5- 37b
- 1- 38

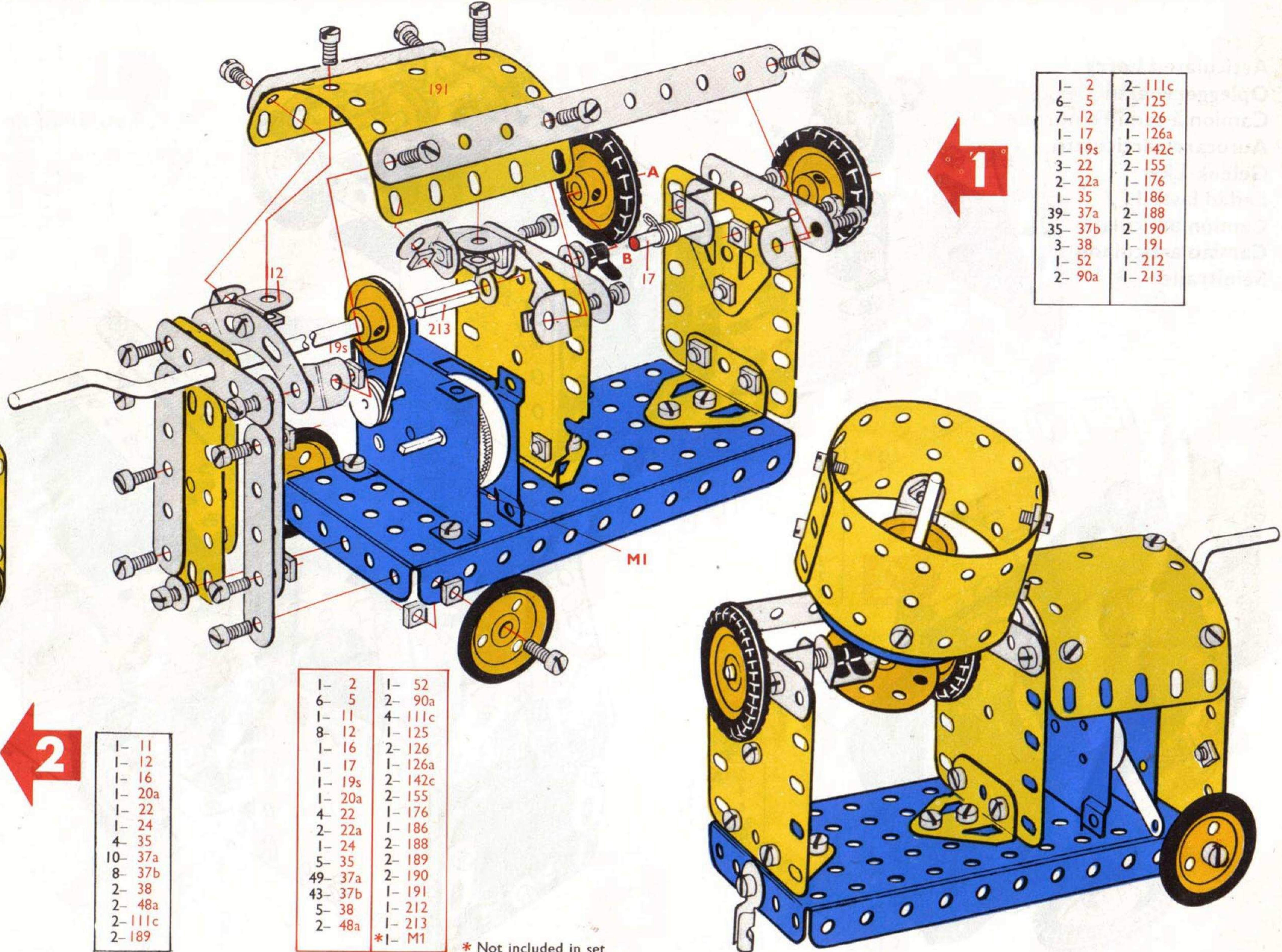
BC2

3.13.

Cement Mixer
Betonmolen
Mélangeur de ciment
Betoniera
Zementmischer
Betongblandare
Hormigonera
Betoneira
Sementblander



1-	11
1-	12
1-	16
1-	20a
1-	22
1-	24
4-	35
10-	37a
8-	37b
2-	38
2-	48a
2-	111c
2-	189




1-	2	1-	52
6-	5	2-	90a
1-	11	4-	111c
8-	12	1-	125
1-	16	2-	126
1-	17	1-	126a
1-	19s	2-	142c
1-	20a	2-	155
4-	22	1-	176
2-	22a	1-	186
1-	24	2-	188
5-	35	2-	189
49-	37a	2-	190
43-	37b	1-	191
5-	38	1-	212
2-	48a	1-	213
		*1-	M1

* Not included in set


1-	2	2-	111c
6-	5	1-	125
7-	12	2-	126
1-	17	1-	126a
1-	19s	2-	142c
3-	22	2-	155
2-	22a	1-	176
1-	35	1-	186
39-	37a	2-	188
35-	37b	2-	190
3-	38	1-	191
1-	52	1-	212
2-	90a	1-	213



3.14.
Articulated Lorry
Opleggervoertuig
Camion à semi-remorque
Autocarro articolato
Gelenk-Lkw
Ledad lastbil
Camión articulado
Camião articulado
Semitrailer

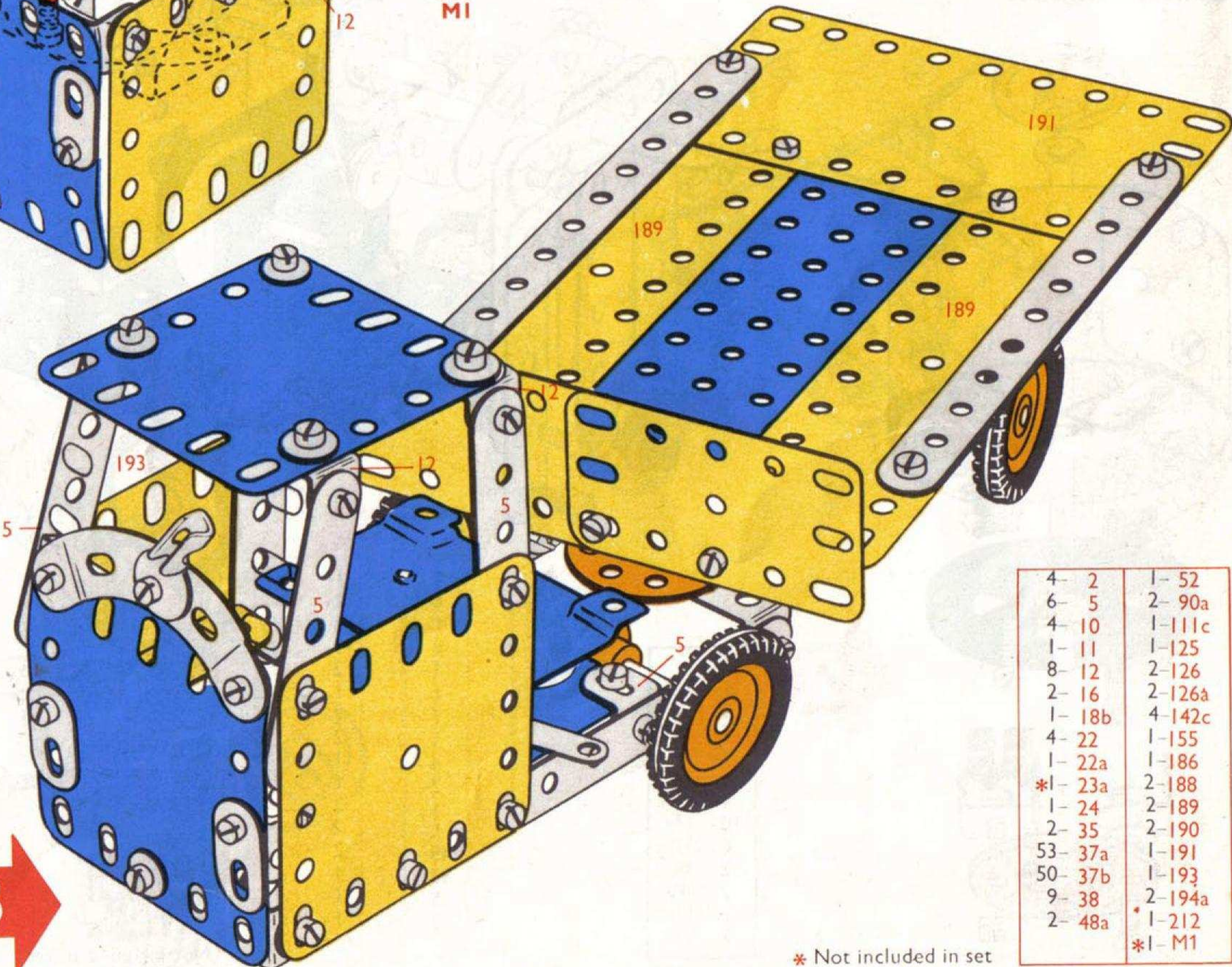


2- 2	22- 37a
2- 5	21- 37b
4- 10	5- 38
1- 11	2- 48a
2- 12	1- 90a
1- 16	2- 126
1- 18b	2- 142c
2- 22	1- 155
1- 22a	1- 186
*1- 23a	2- 190
1- 24	1- 194a
2- 35	



1- 16
2- 22
8- 37a
6- 37b
1- 52
1- 111c
1- 125
2- 126a
2- 142c
2- 188

2- 2
4- 5
6- 12
23- 37a
23- 37b
4- 38
1- 90a
2- 189
1- 191
1- 193
1- 194a
1- 212



4- 2	1- 52
6- 5	2- 90a
4- 10	1- 111c
1- 11	1- 125
8- 12	2- 126
2- 16	2- 126a
1- 18b	4- 142c
4- 22	1- 155
1- 22a	1- 186
*1- 23a	2- 188
1- 24	2- 189
2- 35	2- 190
53- 37a	1- 191
50- 37b	1- 193
9- 38	*2- 194a
2- 48a	*1- 212
	*1- M1

* Not included in set

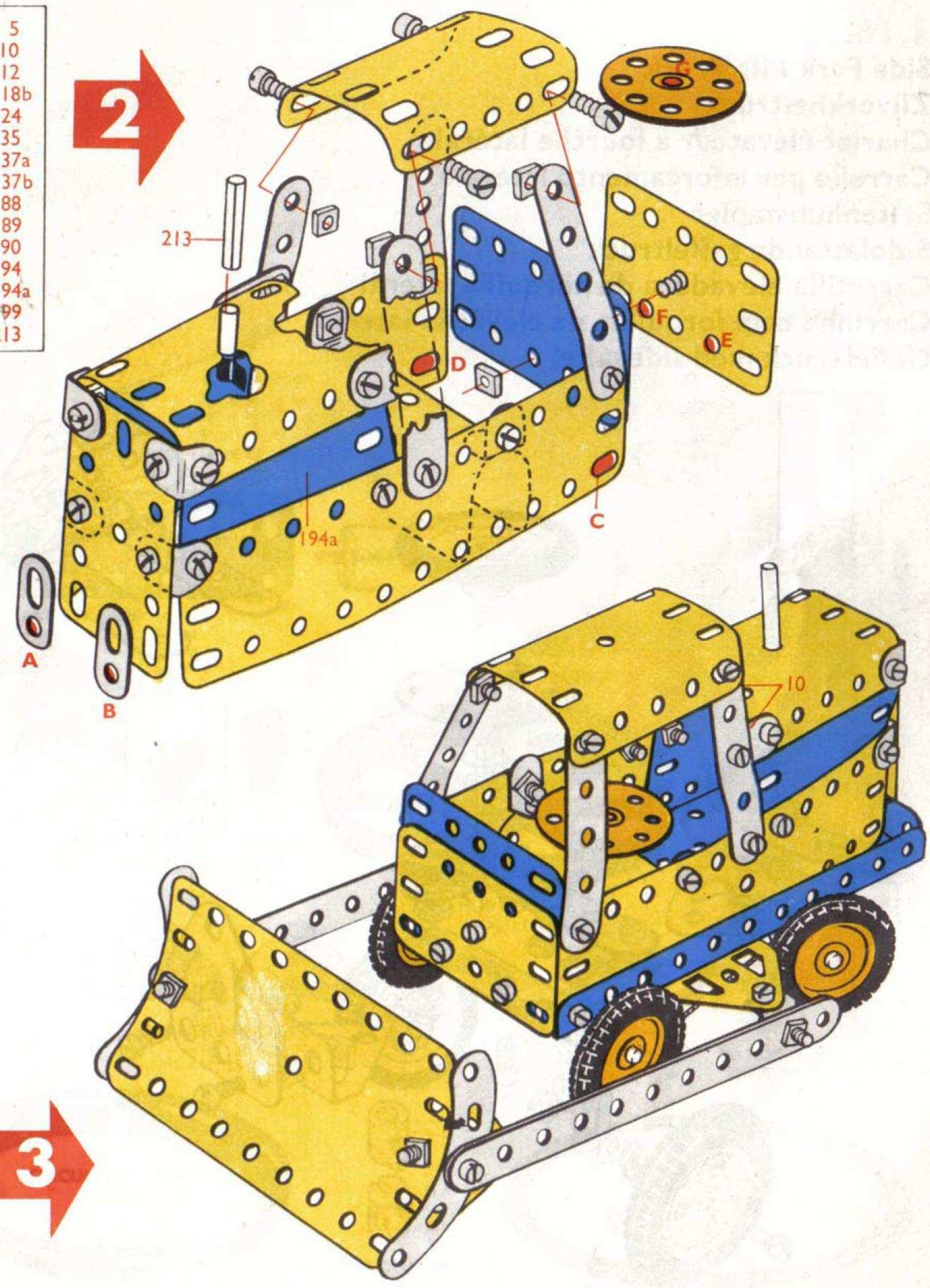
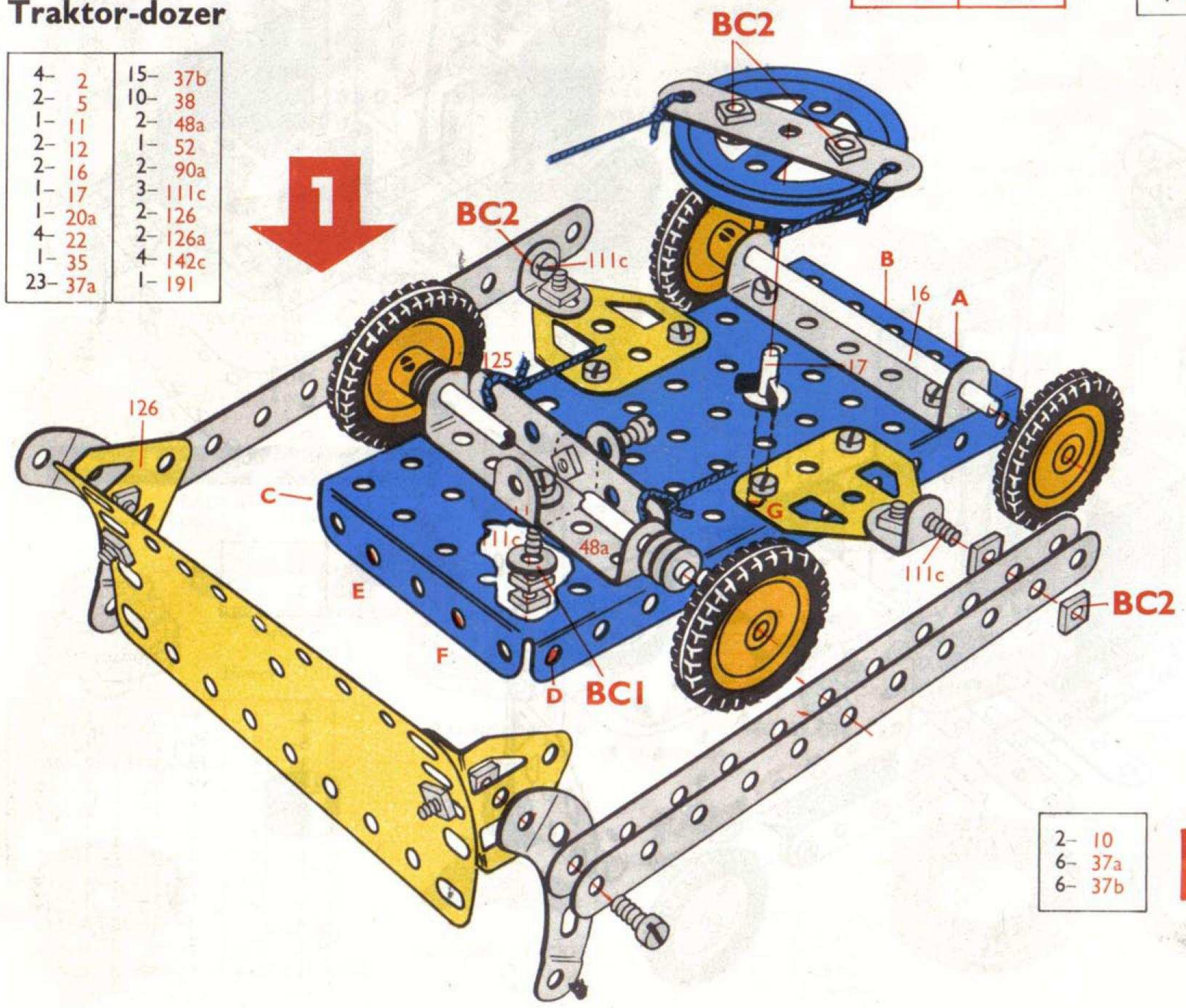
3.15.

Tractor Dozer
 Rupsbandtractor
 Tracteur à chenilles avec bulldozer
 Trattore-Dozer
 Fronträumer
 Schaktningstraktor
 Topadora oruga
 Tractor
 Traktor-dozer

4- 2	15- 37b
2- 5	10- 38
1- 11	2- 48a
2- 12	1- 52
2- 16	2- 90a
1- 17	3- 111c
1- 20a	2- 126
4- 22	2- 126a
1- 35	4- 142c
23- 37a	1- 191

4- 2	2- 48a
6- 5	1- 52
4- 10	2- 90a
1- 11	3- 111c
8- 12	2- 126
2- 16	2- 126a
1- 17	4- 142c
1- 18b	2- 188
1- 20a	2- 189
4- 22	2- 190
1- 24	1- 191
2- 35	1- 194
56- 37a	2- 194a
50- 37b	1- 199
10- 38	1- 213

4- 5
2- 10
6- 12
1- 18b
1- 24
1- 35
27- 37a
27- 37b
2- 188
2- 189
2- 190
1- 194
2- 194a
1- 199
1- 213



2- 10
6- 37a
6- 37b

3.16.

Side Fork Lift Truck

Zijvorkheftruck

Chariot élévateur à fourche latérale

Carrello per inforcamento laterale

Seitenhubstapler

Sidolastande gaffeltruck

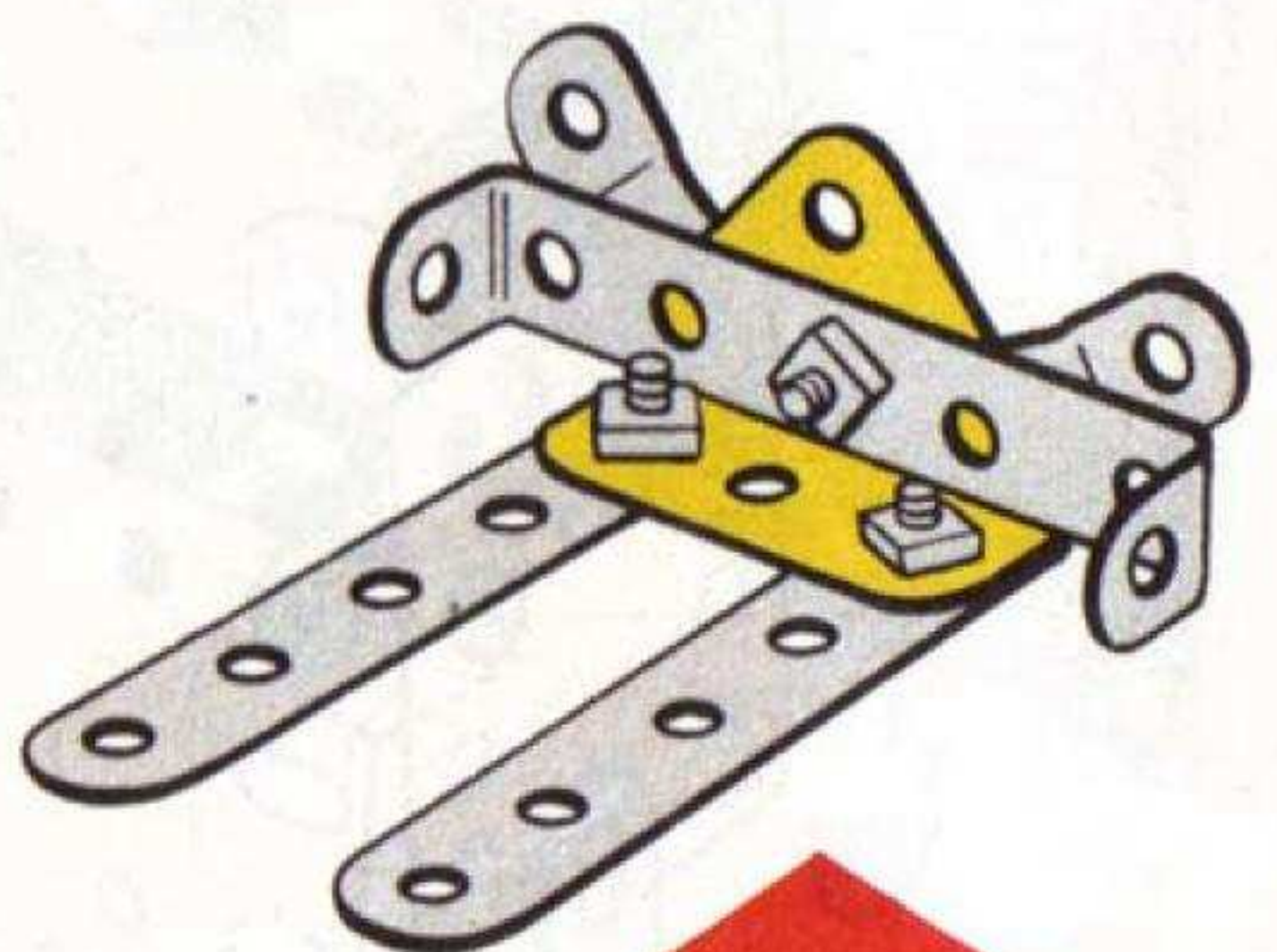
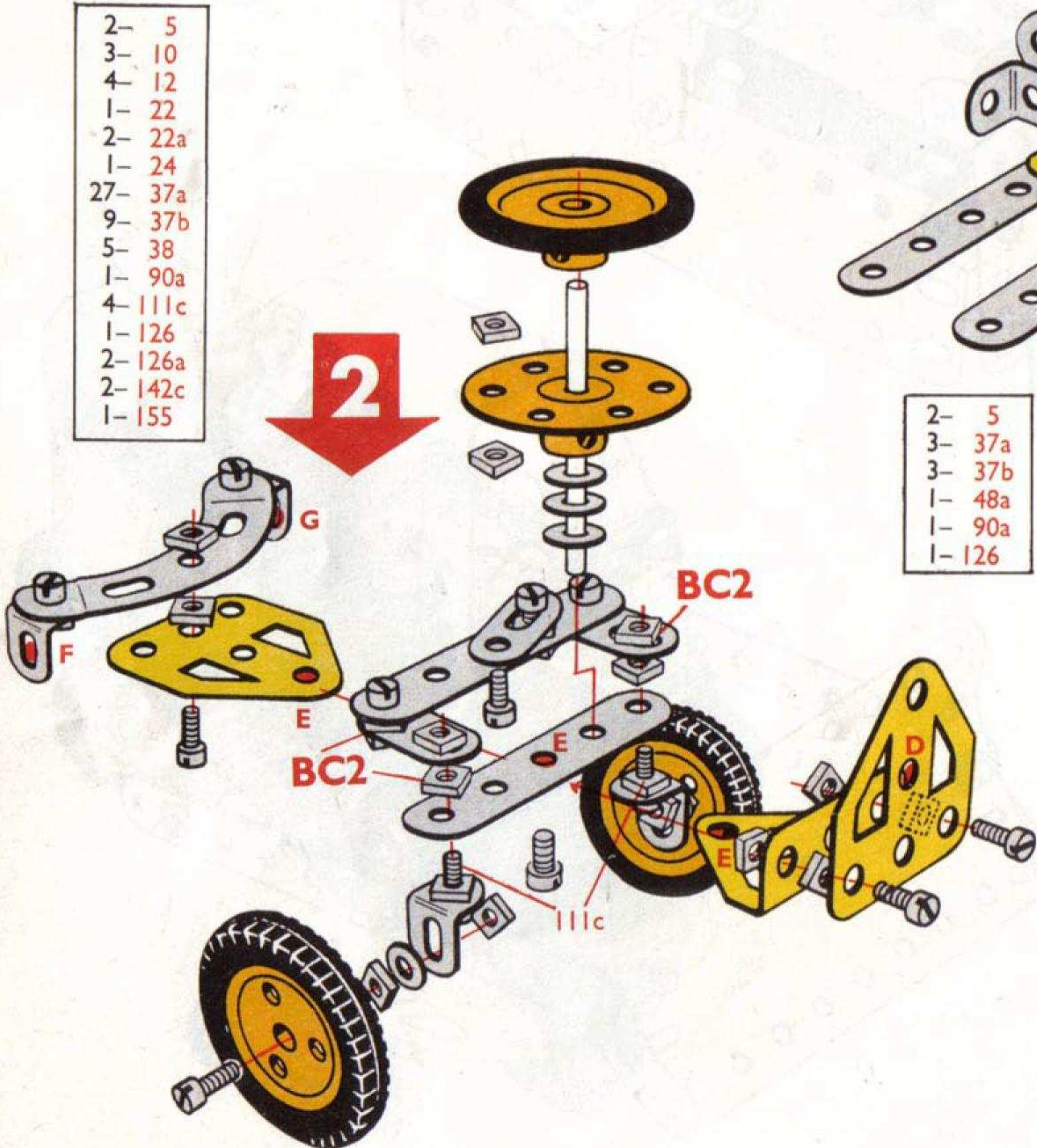
Carretilla elevadora de horquilla lateral

Carrinho com forquilha de elevação lateral

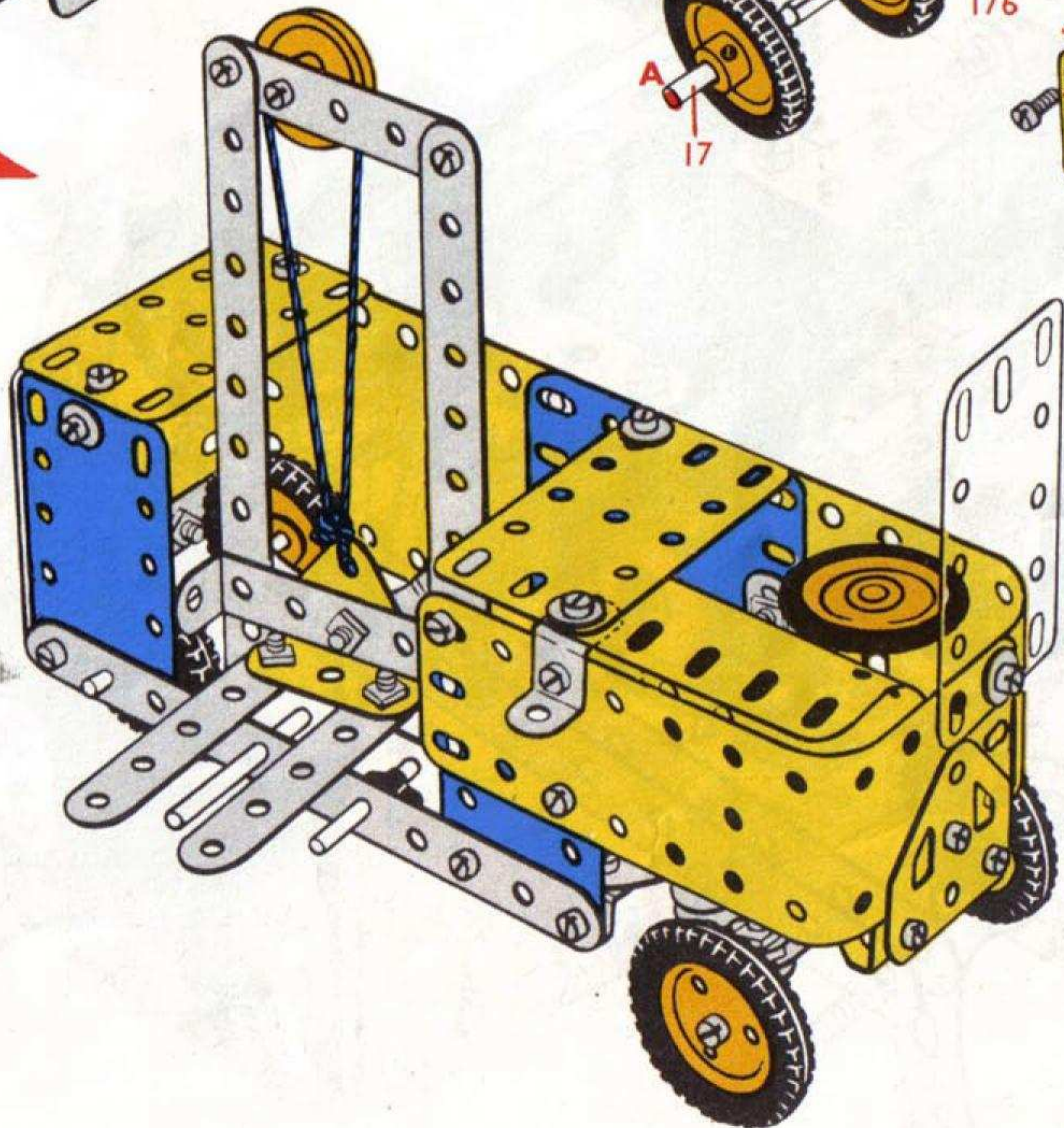
Gaffel truck med sidegaffel

4- 2	1- 48a
2- 5	1- 125
1- 11	2- 142c
4- 12	1- 176
1- 16	2- 188
1- 17	2- 189
1- 18b	2- 190
1- 19s	1- 191
3- 22	1- 193
4- 35	2- 194
23- 37a	1- 194a
24- 37b	1- 199
4- 38	1- 213
1- 40	

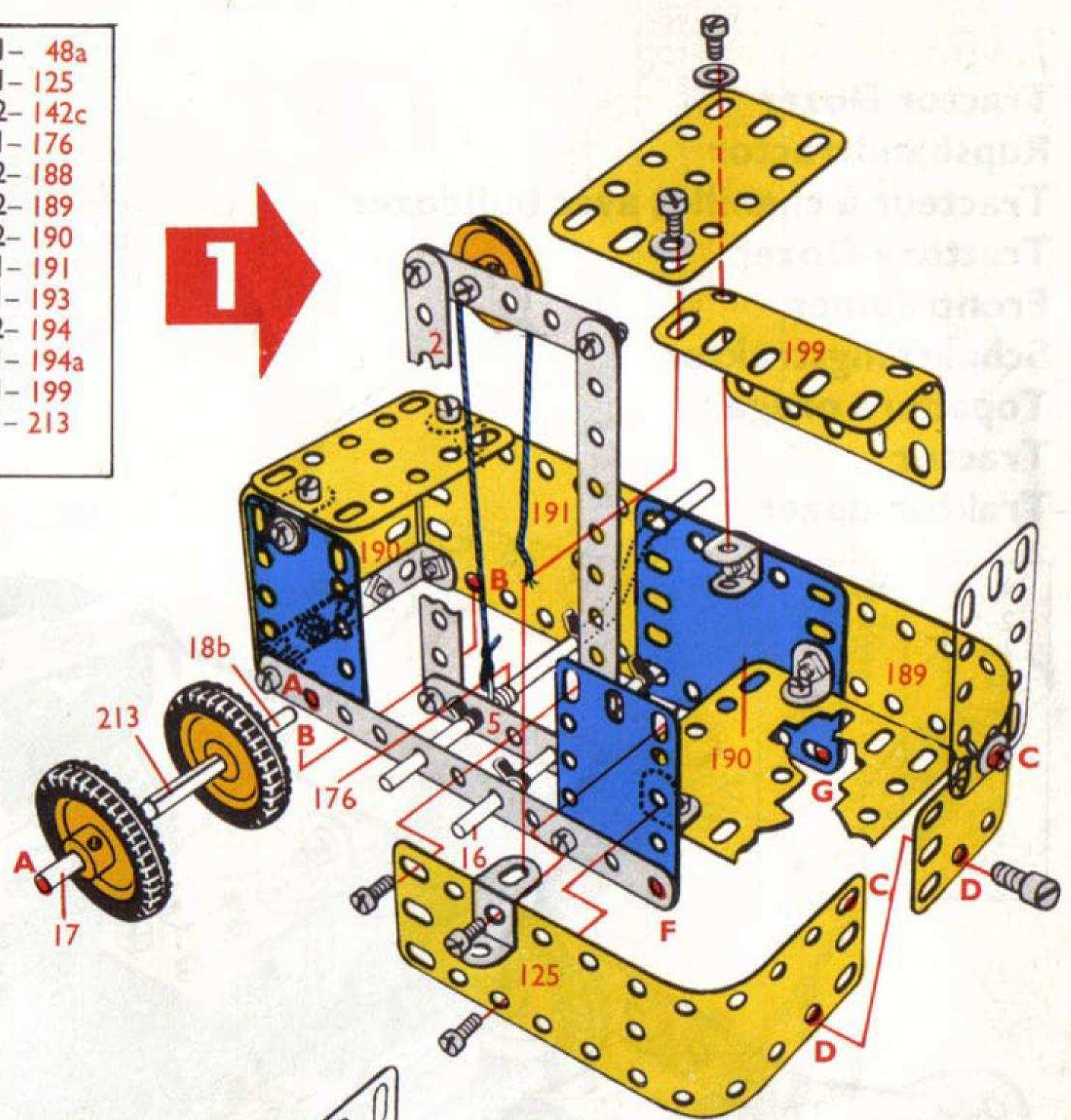
2- 5
3- 10
4- 12
1- 22
2- 22a
1- 24
27- 37a
9- 37b
5- 38
1- 90a
4- 111c
1- 126
2- 126a
2- 142c
1- 155




2- 5
3- 37a
3- 37b
1- 48a
1- 90a
1- 126




3- 37a
3- 37b




4- 2	4- 35	1- 155
6- 5	56- 37a	1- 176
3- 10	39- 37b	2- 188
1- 11	9- 38	2- 189
8- 12	1- 40	2- 190
1- 16	2- 48a	1- 191
1- 17	2- 90a	1- 193
1- 18b	4- 111c	2- 194
1- 19s	1- 125	1- 194a
4- 22	2- 126	1- 199
2- 22a	2- 126a	1- 213
1- 24	4- 142c	



51
FLANGED PLATES
 51 - 2½" × 1½"; 60 × 38 mm
 52 - 5½" × 2½"; 14 × 6 cm
 53 - 3½" × 2½"; 9 × 6 cm



52
FLAT PLATES
 52a - 5½" × 3½"; 14 × 9 cm
 53a - 4½" × 2½"; 11½ × 6 cm



54
FLANGED SECTOR PLATE
 54 - 4½"; 115 mm



55
PERFORATED SLOTTED STRIP
 55 - 5½"; 14 cm
 55a - 2"; 5 cm



57b
HOOK



57c
HOOK



57d
WIRE HOOK



58 **SPRING CORD** - 40"; 1 metre



59
COLLAR WITH SCREW



58a
COUPLING SCREW FOR 58



58b
HOOK FOR 58




61
WINDMILL SAIL



62
CRANK



62a
THREADED CRANK



62b
DOUBLE ARM CRANK



63
COUPLING



63c
THREADED COUPLING



63b
STRIP COUPLING



63d
SHORT COUPLING



64
THREADED BOSS



65
CENTRE FORK




69
SET SCREW
 69 - ½"; 4 mm



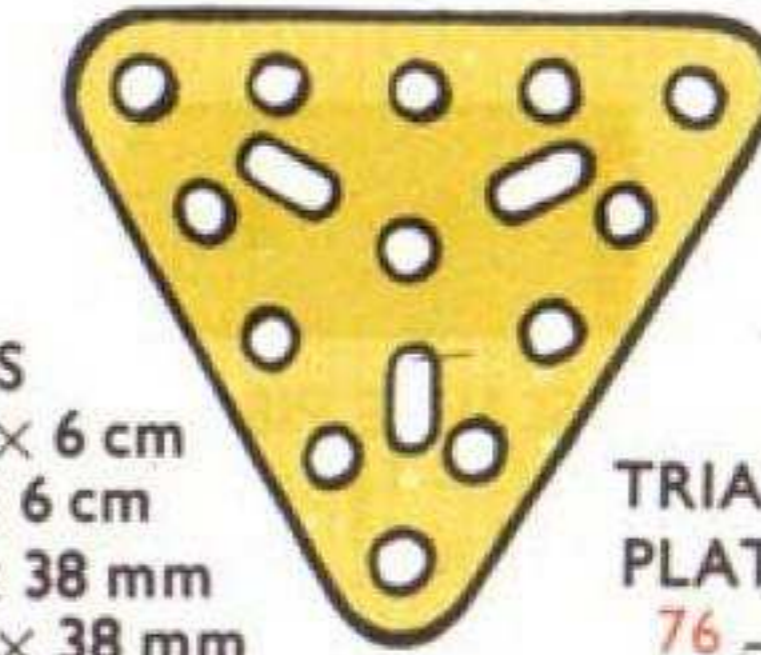
69a
GRUB SCREWS
 69a - ½"; 4 mm

69b
 69b - ¾"; 5 mm

69c
 69c - ¾"; 3 mm



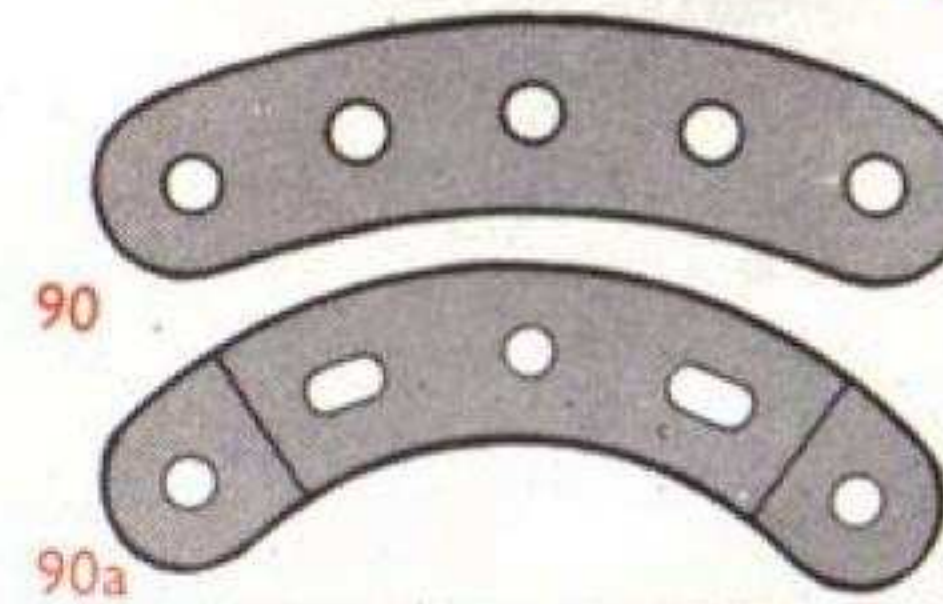
70
FLAT PLATES
 70 - 5½" × 2½"; 14 × 6 cm
 72 - 2½" × 2½"; 6 × 6 cm
 73 - 3" × 1½"; 75 × 38 mm
 74 - 1½" × 1½"; 38 × 38 mm




76
TRIANGULAR PLATES
 76 - 2½"; 6 cm
 77 - 1"; 25 mm



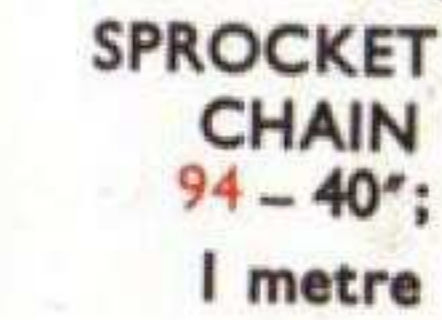
78 - 11½"; 29 cm
79 - 8"; 20 cm
79a - 6"; 15 cm
80 - 5"; 12½ cm
80a - 3½"; 9 cm
80b - 4½"; 11½ cm
80c - 3"; 7½ cm
81 - 2"; 5 cm
82 - 1"; 25 mm



89
CURVED STRIP
 89 - 5½"; 14 cm
 90 - 2½"; 6 cm




89a
CURVED STRIP STEPPED
 89a - 3"; 7½ cm
 89b - 4"; 10 cm
 90a - 2½"; 6 cm



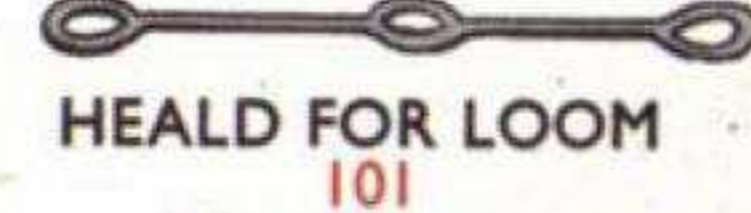
94
SPROCKET CHAIN
 94 - 40"; 1 metre




95
SPROCKET WHEELS
 95 - 2"; 5 cm
 95a - 1½"; 38 mm
 95b - 3"; 75 mm
 96 - 1"; 25 mm
 96a - ¾"; 19 mm




97
BRACED GIRDERS
 97 - 3½"; 9 cm
 99 - 12½"; 32 cm
 99a - 9½"; 24 cm
 99b - 7½"; 19 cm
 100 - 5½"; 14 cm



101
HEALD FOR LOOM



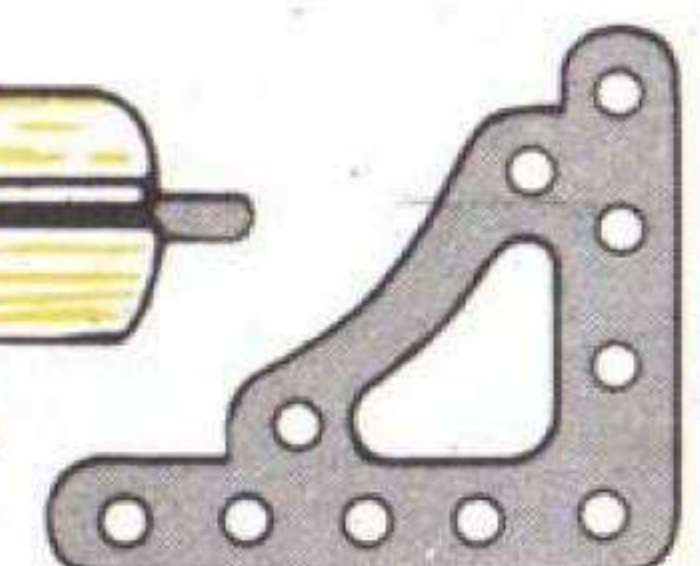
102
SINGLE BENT STRIP



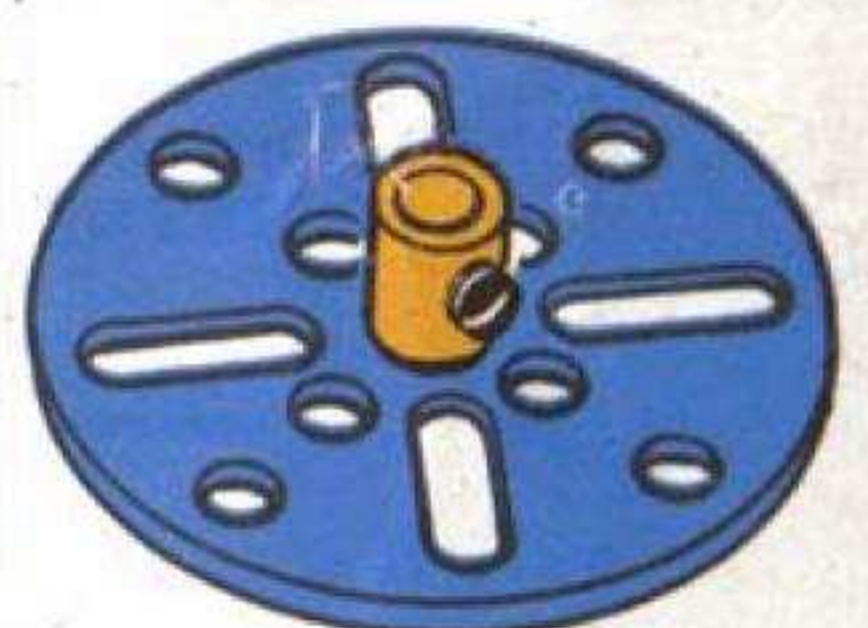
103
FLAT GIRDERS
 103 - 5½"; 14 cm
 103a - 9½"; 24 cm
 103b - 12½"; 32 cm
 103c - 4½"; 11½ cm
 103d - 3½"; 9 cm
 103e - 3"; 7½ cm
 103f - 2½"; 6 cm
 103g - 2"; 5 cm
 103h - 1½"; 38 mm
 103k - 7½"; 19 cm



106
WOOD ROLLER



108
CORNER GUSSET



109
FACE PLATE
 109 - 2½"; 6 cm



110
RACK STRIPS
 110 - 3½"; 9 cm
 110a - 6½"; 16½ cm




111
BOLTS
 111 - ¾"; 19 mm
 111a - ½"; 12 mm
 111c - ¾"; 9½ mm
 111d - 1½"; 28½ mm




123
CONE PULLEY
 123 - 1½" × 1" × ¾"; 32 × 25 × 19 mm



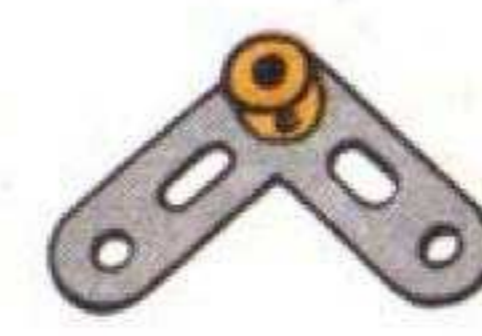
124
REVERSED ANGLE BRACKETS
 124 - 1"; 25 mm
 125 - ½"; 12 mm




126
TRUNNION



126a
FLAT TRUNNION



128
BELL CRANK




130
ECCENTRIC TRIPLE THROW
 130 - ½" × ¾" × ½"; 6 × 9 × 12 mm



130a
ECCENTRIC SINGLE THROW
 130a - ½"; 6 mm



131
CAM



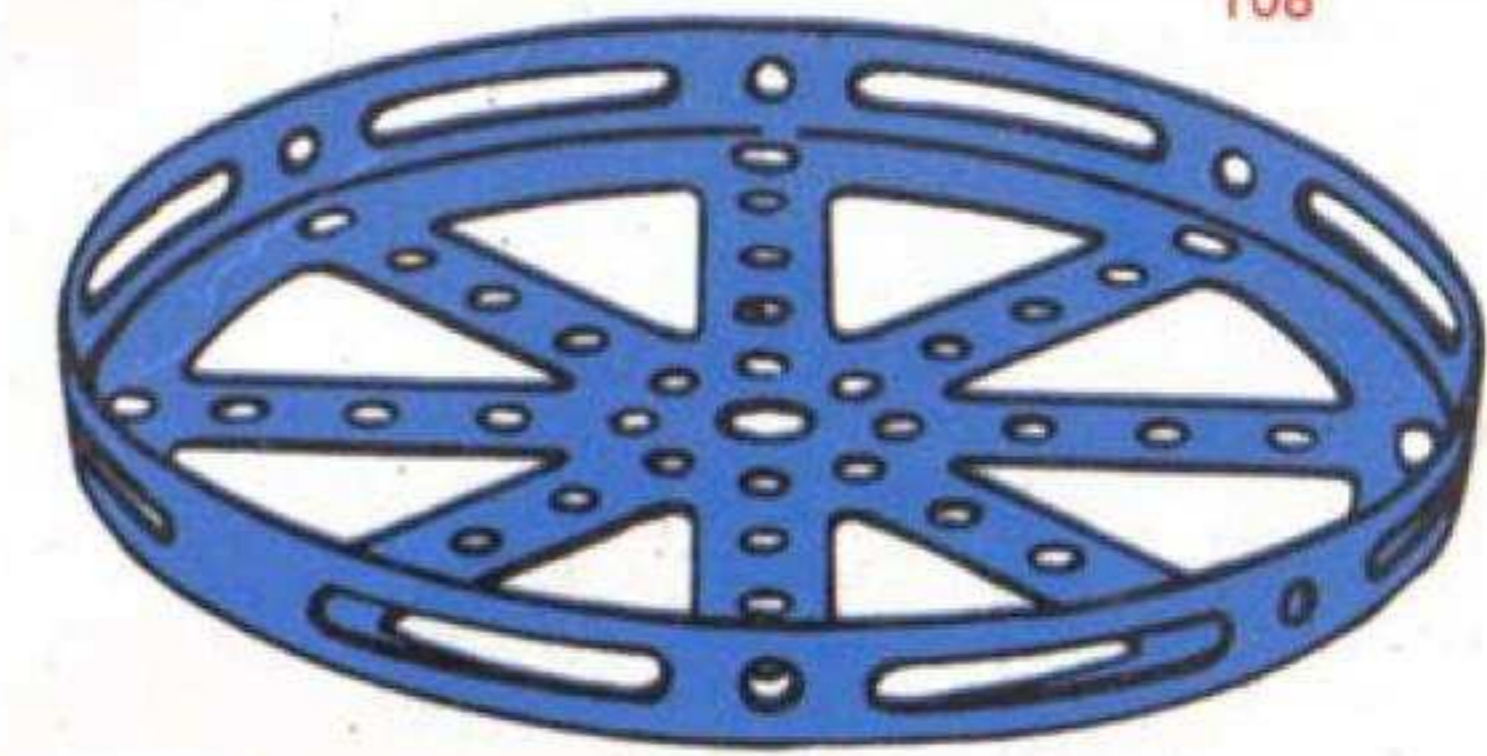
133
CORNER BRACKETS
 133 - 1½"; 38 mm
 133a - 1"; 25 mm



116
FORK PIECE LARGE




116a
FORK PIECE SMALL



118
HUB DISC
 118 - 5½"; 14 cm



120b
COMPRESSION SPRING
 120b - ¾"; 14 mm



122
LOADED SACK



137
WHEEL FLANGE




138
SHIP'S FUNNEL



139
FLANGED BRACKET
 139 (right)
 139a (left)



140
UNIVERSAL COUPLING



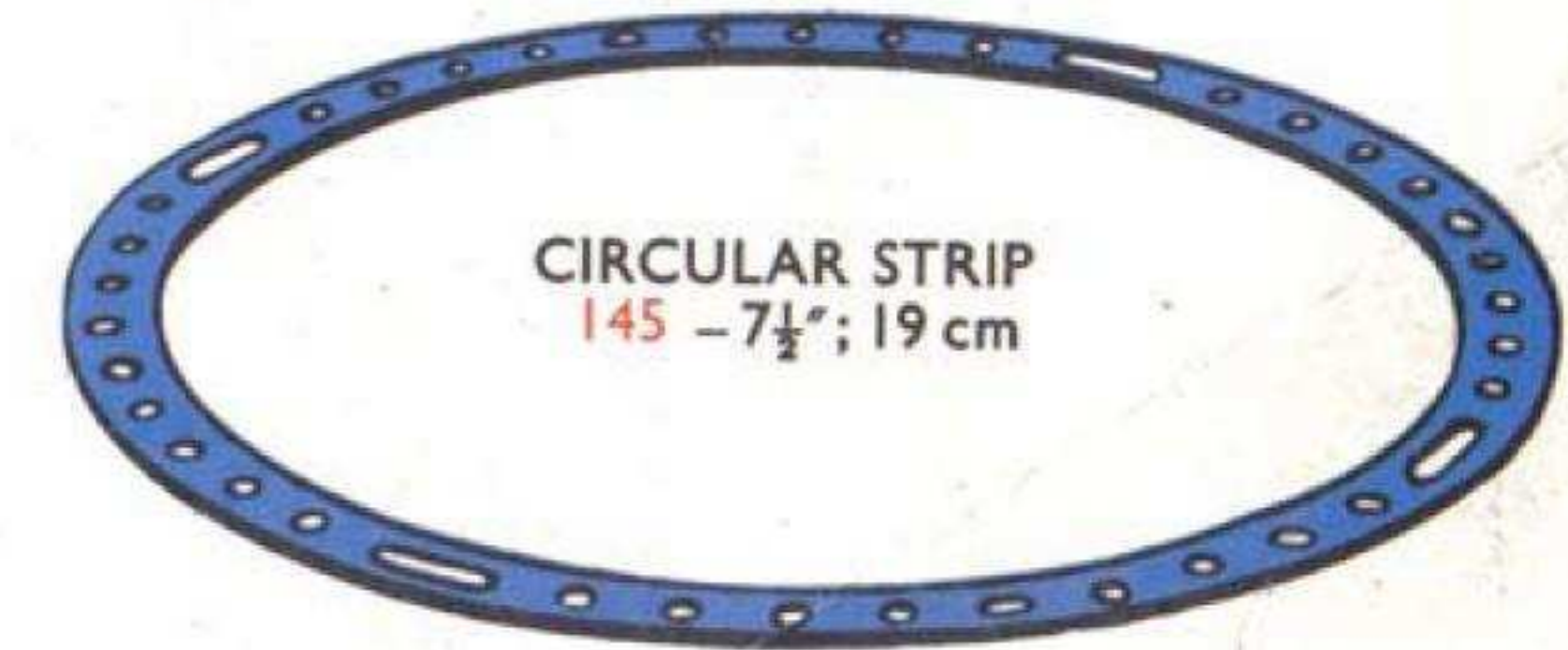
142a
MOTOR TYRES
 142a - 2"; 5 cm
 142b - 3"; 7½ cm
 142c - 1"; 25 mm
 142d - 1½"; 38 mm



143
CIRCULAR GIRDER
 143 - 5½"; 14 cm



144
DOG CLUTCH



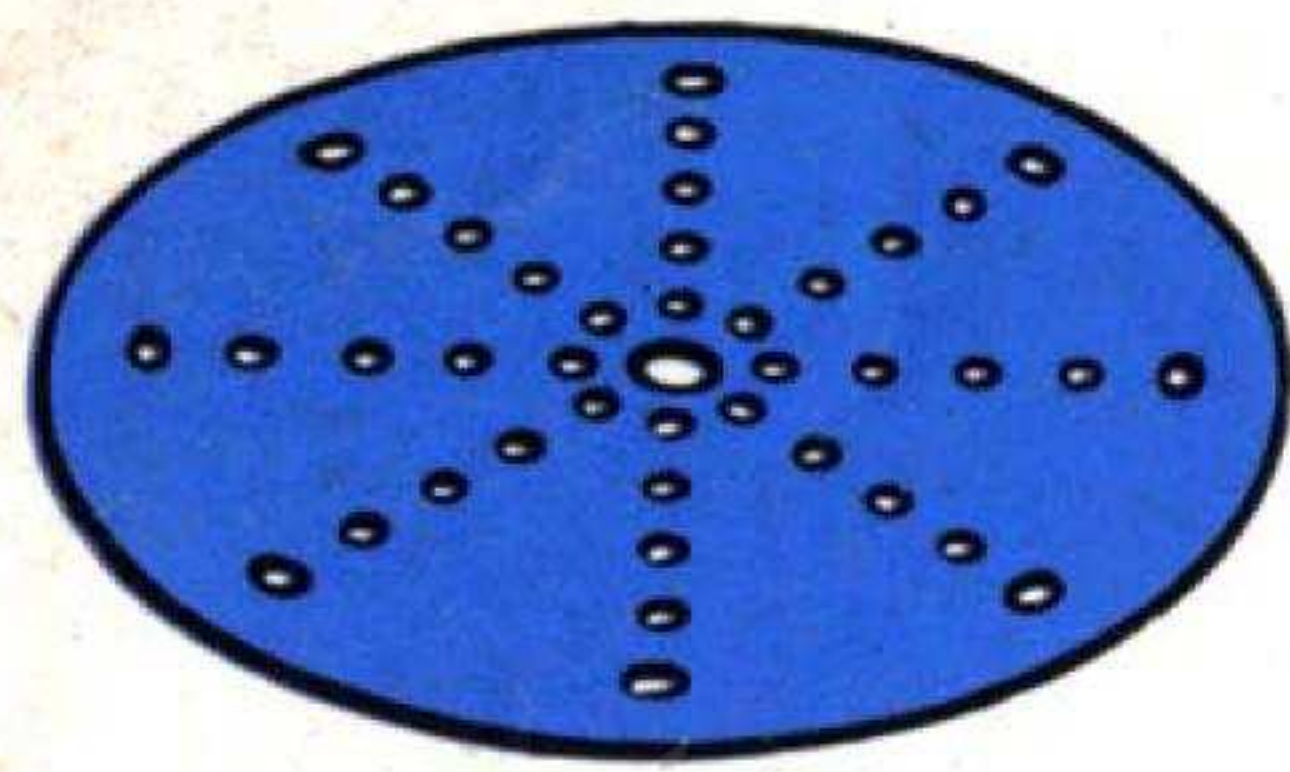
145
CIRCULAR STRIP
 145 - 7½"; 19 cm



136
HANDRAIL SUPPORT



136a
HANDRAIL COUPLING



CIRCULAR PLATES
146a - 4"; 10 cm
146 - 6"; 15 cm



PAWL WITH PIVOT BOLT & NUTS
147



PAWL
147a



PIVOT BOLT
147b



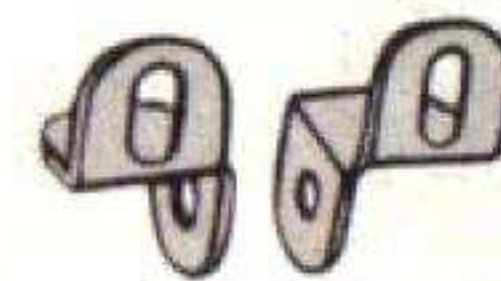
147c PAWL WITHOUT BOSS



RATCHET WHEEL
148




PULLEY BLOCKS
153 TRIPLE
151 SINGLE




CORNER ANGLE BRACKET
154a - 1/2"; 12 mm (right)
154b - 1/2"; 12 mm (left)



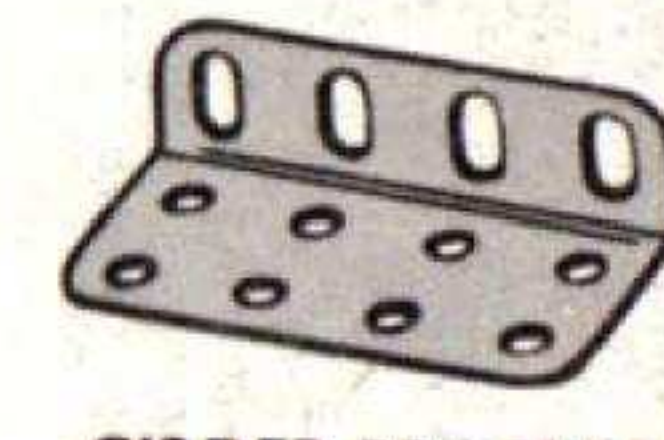
RUBBER RING
155 - 1"; 25 mm




FAN
157 - 2"; 5 cm




CHANNEL BEARING
160 - 1 1/2" x 1" x 1/2";
38 x 25 x 12 mm



GIRDER BRACKET
161 - 2" x 1" x 1/2";
50 x 25 x 12 mm



BOILER
162 BOILER COMPLETE - 5" x 2 1/4"; 12 1/2 x 5 cm
162a BOILER END - 2 1/8" x 3/4"; 50 x 19 mm



SLEEVE PIECE
163 - 1 1/2" x 1 1/4";
38 x 17 mm



CHIMNEY ADAPTOR
164 - 3/8" x 1/2";
16 x 12 mm



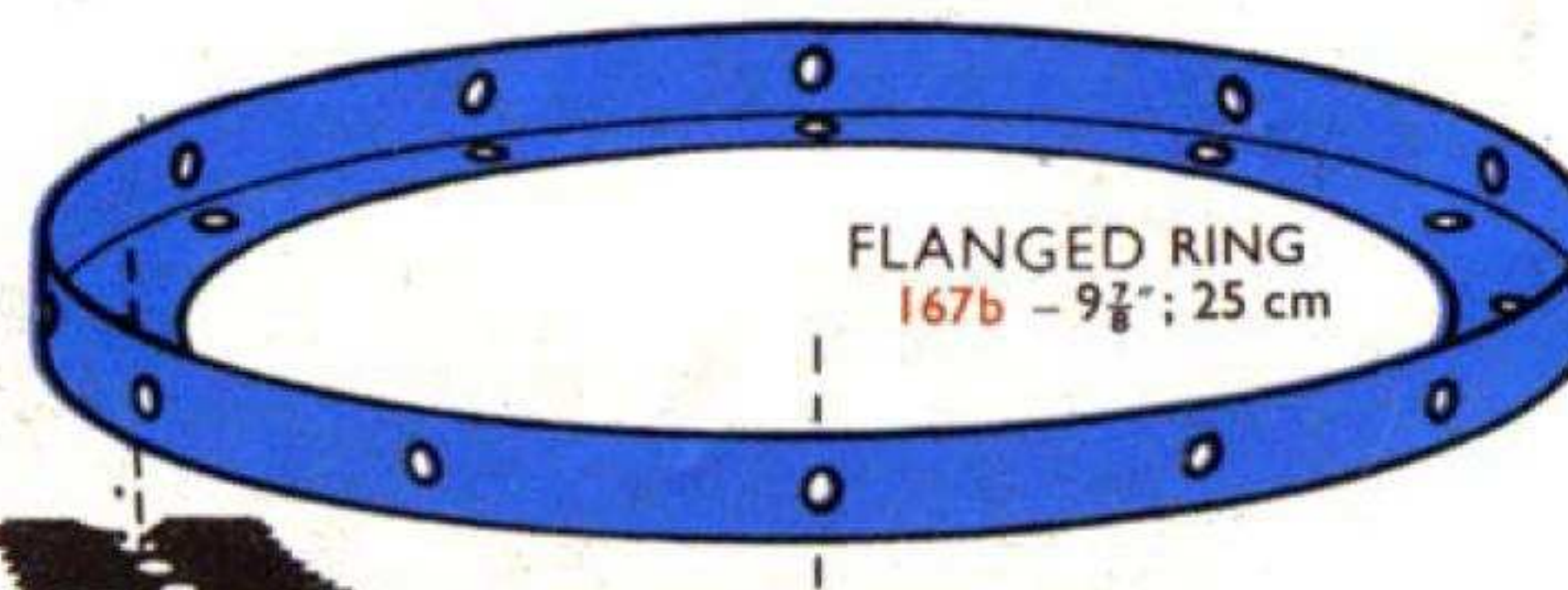
SWIVEL BEARING
165



END BEARING
166




LARGE TOOTHED QUADRANT PINION
167c



FLANGED RING
167b - 9 3/8"; 25 cm




LARGE TOOTHED QUADRANT
167a



168 BALL THRUST BEARING COMPLETE 4"; 10 cm
168a AND 168b BALL THRUST RACES
168c BALL CAGE



168d BALL
3/8"; 9 1/2 mm



173a ADAPTOR FOR SCREWED ROD



171 SOCKET COUPLING



176 ANCHORING SPRING



179 RCD SOCKET



175 FLEXIBLE COUPLING UNIT




GEAR RING
180 - 3 1/2"; 9 cm



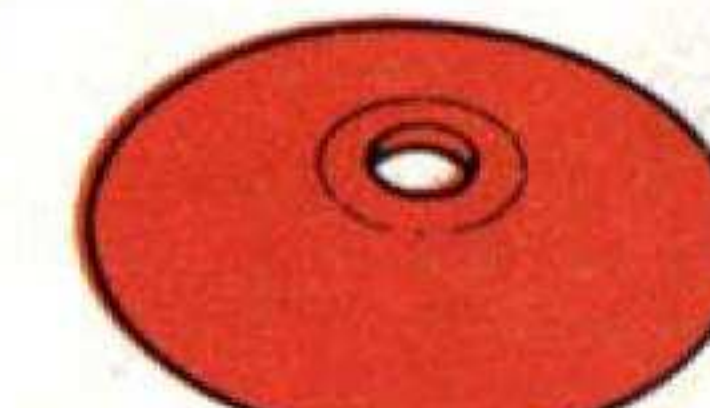
STEERING WHEELS
185 - 1 3/4"; 4 1/2 cm
185a - 2 1/2"; 60 mm




DRIVING BANDS
light heavy
186 - 2 1/2"; 6 cm 186c - 10"; 25 cm
186a - 6"; 15 cm 186d - 15"; 37 1/2 cm
186b - 10"; 25 cm 186e - 20"; 50 cm



ROAD WHEELS
187 - 2 1/2"; 60 mm
187b - 4 1/4"; 108 mm



CONICAL DISC
187a - 1 7/8"; 47 mm

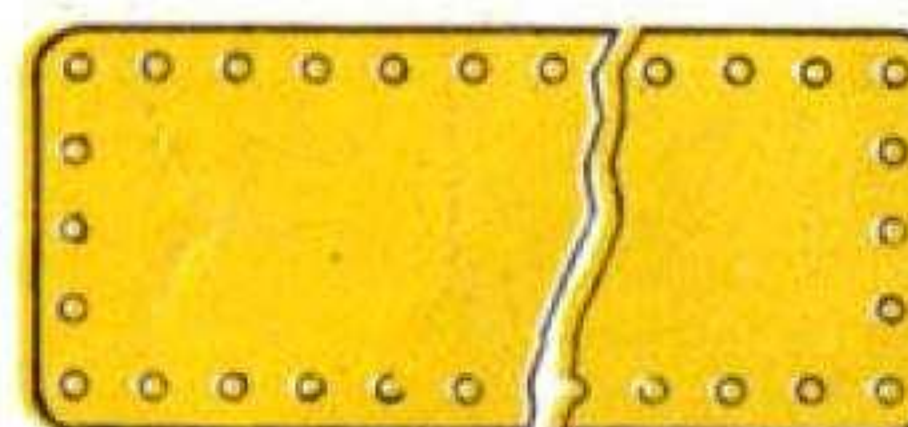


FLEXIBLE PLATES
188 - 2 1/2" x 1 1/4"; 60 x 38 mm
189 - 5 1/2" x 1 1/4"; 140 x 38 mm
190 - 2 1/2" x 2 1/4"; 6 x 6 cm
190a - 3 1/2" x 2 1/4"; 9 x 6 cm
191 - 4 1/2" x 2 1/4"; 11 1/2 x 6 cm
192 - 5 1/2" x 2 1/4"; 14 x 6 cm

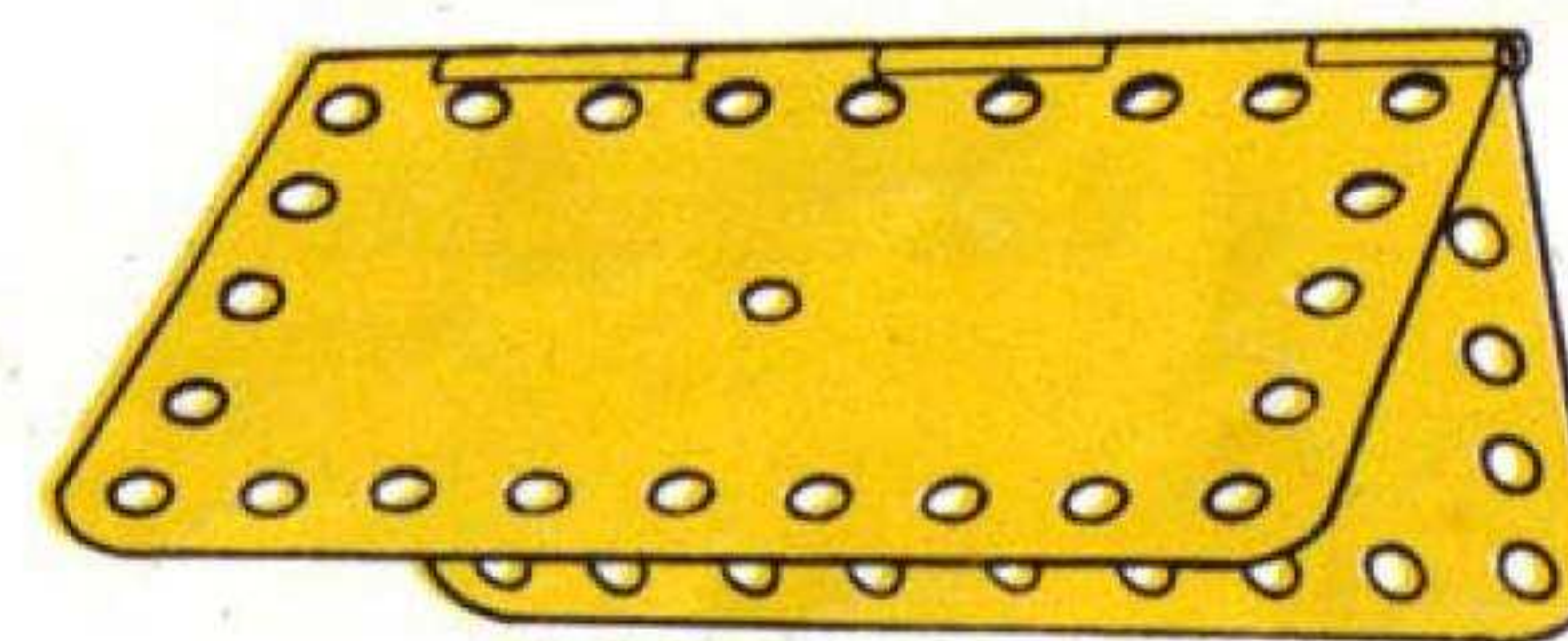
TRANSPARENT PLATES
193 - 2 1/2" x 1 1/4"; 60 x 38 mm
193a - 2 1/2" x 2 1/4"; 60 x 60 mm

193b - 3 1/2" x 2 1/4"; 90 x 60 mm
193c - 4 1/2" x 2 1/4"; 115 x 60 mm
193d - 5 1/2" x 1 1/4"; 140 x 38 mm
193e - 5 1/2" x 2 1/4"; 140 x 60 mm


BLUE PLASTIC PLATES
194 - 2 1/2" x 1 1/4"; 60 x 38 mm
194a - 2 1/2" x 2 1/4"; 60 x 60 mm
194b - 3 1/2" x 2 1/4"; 90 x 60 mm
194c - 4 1/2" x 2 1/4"; 115 x 60 mm
194d - 5 1/2" x 1 1/4"; 140 x 38 mm
194e - 5 1/2" x 2 1/4"; 140 x 60 mm



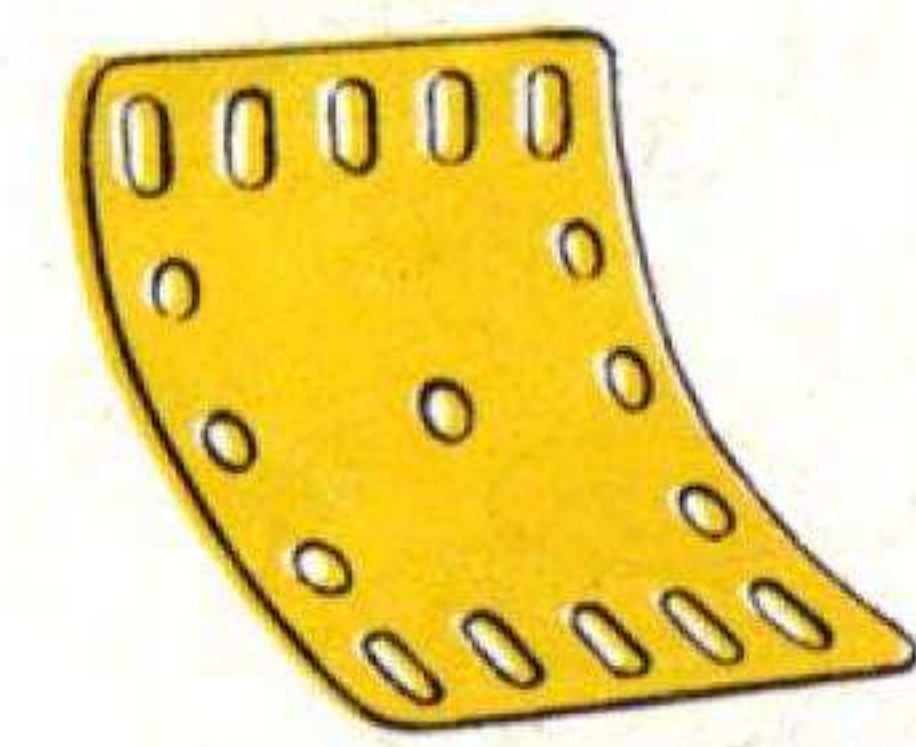
STRIP PLATES
195 - 7 1/2" x 2 1/4"; 19 x 6 cm
196 - 9 1/2" x 2 1/4"; 24 x 6 cm
197 - 12 1/2" x 2 1/4"; 32 x 6 cm




HINGED FLAT PLATE
198 - 4 1/2" x 2 1/4"; 11 1/2 x 6 cm




CURVED PLATE U SECTION
199 - 2 1/2" x 2 1/4" x 3/8";
60 x 60 x 7 mm



CURVED PLATE
200 - 2 1/2" x 2 1/4" x 1 1/4";
60 x 60 x 43 mm



FLEXIBLE GUSSET PLATE
201 - 2 1/2" x 2 1/4";
60 x 60 mm



HELICAL GEARS
211a - 1/2"; 12 mm
211b - 1 1/2"; 38 mm
can only be used together.

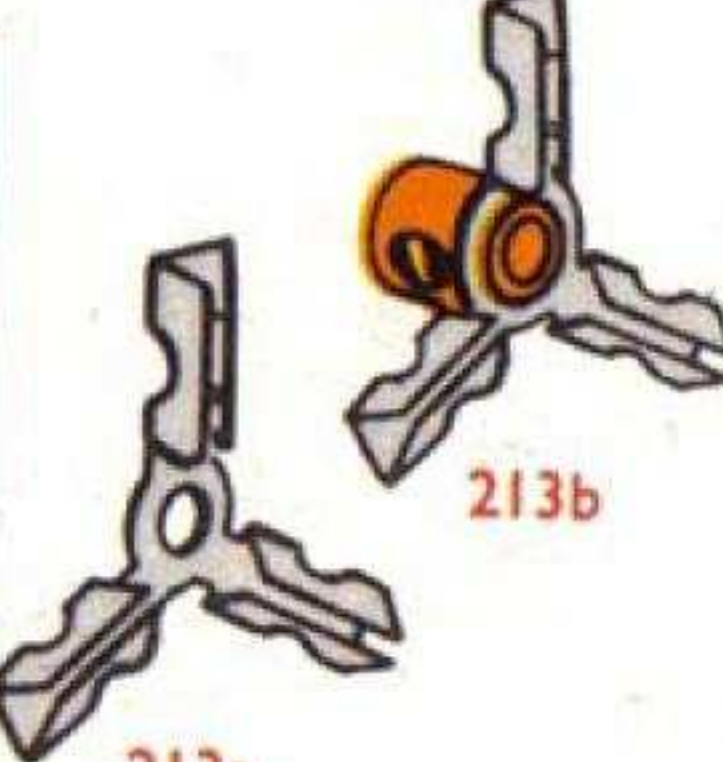
212 ROD AND STRIP CONNECTOR




212a ROD AND STRIP CONNECTOR RIGHT ANGLE



213

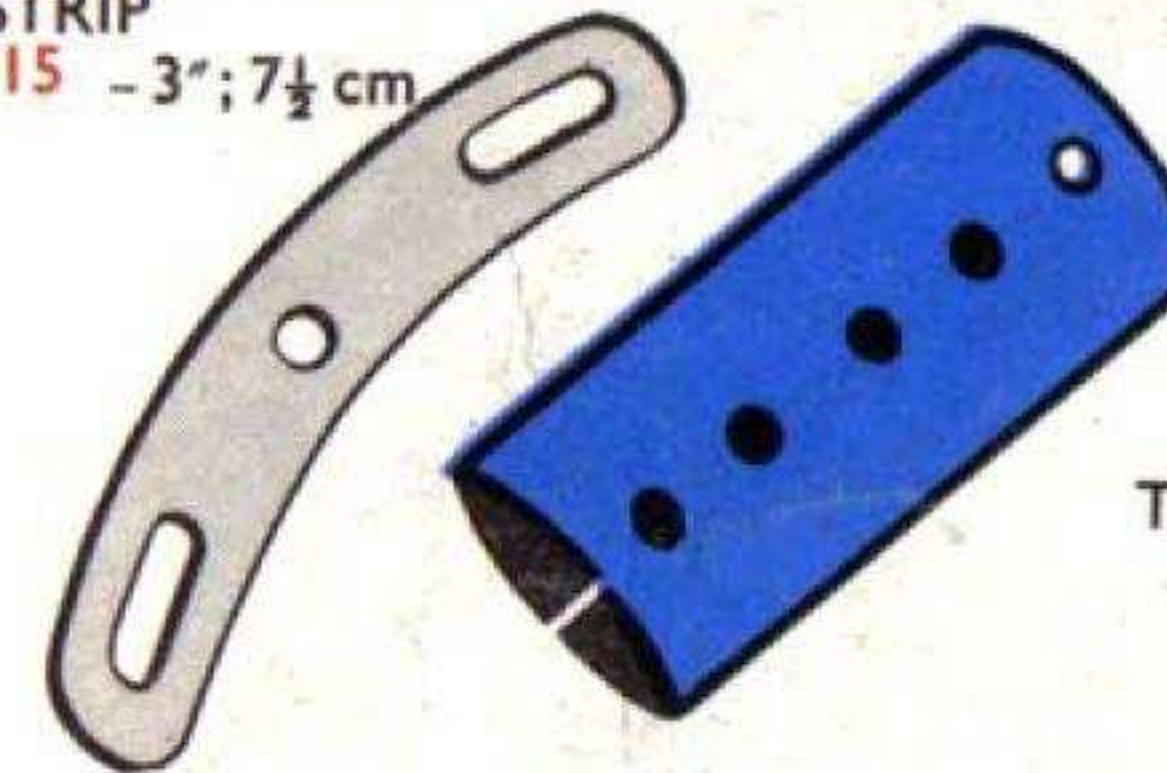


ROD CONNECTORS

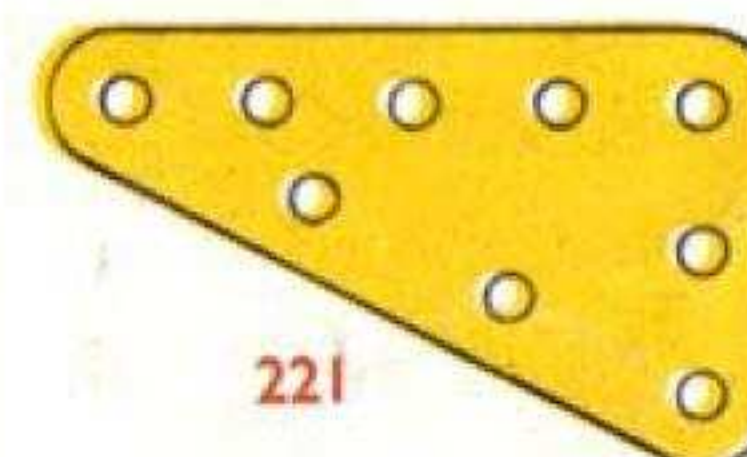


SEMI-CIRCULAR PLATE
214 - 2 1/2"; 6 cm

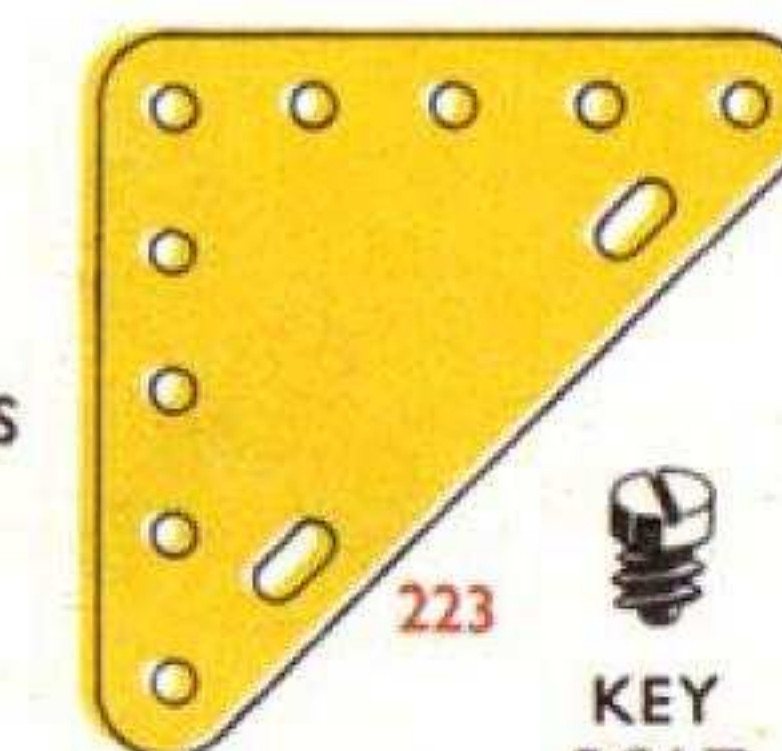
FORMED SLOTTED STRIP
215 - 3"; 7 1/2 cm



CYLINDER
216 - 2 1/2" x 1 1/4";
60 x 30 mm



TRIANGULAR FLEXIBLE PLATES
221 - 2 1/2" x 1 1/4"; 60 x 38 mm
222 - 2 1/2" x 2"; 60 x 50 mm
223 - 2 1/2" x 2 1/4"; 60 x 60 mm
224 - 3 1/2" x 1 1/4"; 90 x 38 mm
225 - 3 1/2" x 2"; 90 x 50 mm
226 - 3 1/2" x 2 1/4"; 90 x 60 mm



KEY BOLT
231



ROD WITH KEYWAY
230 - 4"; 10 cm



NARROW STRIPS
235 - 2 1/2" x 1 1/4"; 60 mm x 9 mm
235a - 3" x 1 1/4"; 75 mm x 9 mm
235b - 3 1/2" x 1 1/4"; 90 mm x 9 mm
235d - 4 1/2" x 1 1/4"; 115 mm x 9 mm
235f - 5 1/2" x 1 1/4"; 140 mm x 9 mm