

MECCANO PARTS AND ACCESSORIES

Parts marked thus * will be available for separate sale as soon as circumstances permit



PERFORATED STRIPS

Part	Length	Price, incl. Tax
1.	12 1/2"	each 4d.
1a.	9"	" " 3d.
1b.	7 1/2"	" " 2d.
2.	5"	" " 2d.
2a.	4"	" " 1d.



ANGLE GIRDERS

Part	Length	Price, incl. Tax
7.	24"	each *
7a.	18"	" " 7d.
8.	12"	" " 7d.
8a.	9"	" " 9d.
8b.	7"	" " 9d.
9.	5"	" " 3 1/2d.



10. Fishplate (pkts. of 12) 3d. 11. Double Bracket each 1d.

ANGLE BRACKETS

Part	Length	Price, incl. Tax
12.	1" x 1"	each 3d.
12a.	1" x 1"	" " 2d.
12b.	1" x 1 1/2"	each 1 1/2d.
12c.	Obtuse 1" x 1 1/2"	" " 1d.

AXLE RODS

Part	Length	Price, incl. Tax
13.	1 1/2"	each 5d.
13a.	8"	" " 4d.
14.	6 1/2"	" " 3 1/2d.
15.	5"	" " 3d.
15a.	4 1/2"	" " 2 1/2d.
15b.	4"	" " 2 1/2d.



CRANK HANDLE

Part	Length	Price, incl. Tax
19g.	3 1/2" shaft with grip	each *
19h.	" " " without grip	" "
19s.	" " " without grip	" "



Part	Description	Price, incl. Tax
19a.	Spoked Wheel 3" diam.	each *
20.	Flanged Wheel 1 1/2" diam.	" " 10d.
20b.	" " " " " " "	" " 7 1/2d.



Part	Description	Price, incl. Tax
19b.	3" diam., with boss and screw	each 1/-
19c.	6" " " " " " "	" "
20a.	2" " " " " " "	" " 10d.
21.	1 1/2" " " " " " "	" " 9d.
22.	1" " " " " " "	" " 6d.
22a.	1" " " without boss and screw	" " 4d.
23.	1" " " " " " "	" " 3 1/2d.
23a.	1" " " with " " " "	" " 6 1/2d.



Part	Description	Price, incl. Tax
24.	Bush Wheel 1 1/2" diam.	each 7d.
24a.	Wheel Disc 1 1/2" diam., without bush	" " 4d.

PINIONS

Part	Length	Price, incl. Tax
25.	1" diam., 25 teeth	each 1/-
25a.	1" " " " " "	" " 25 "
25b.	1" " " " " "	" " 25 "
26.	1" " " " " "	" " 9d.
26a.	1" " " " " "	" " 19 "
26b.	1" " " " " "	" " 19 "



Part	Description	Price, incl. Tax
27.	1 1/2" diam., 50 teeth	each 9d.
27a.	1 1/2" " " " " "	" " 10d.
27b.	3 1/2" " " " " "	" " 133 "
27c.	2 1/2" " " " " "	" " 95 "



Part	Description	Price, incl. Tax
28.	1 1/2" diam., 50 teeth	each 1 1/2d.
29.	1" " " " " "	" " 7d.



Part	Description	Price, incl. Tax
30.	Bevel Gear, 2" diam., 26 teeth (for use in pairs)	each 1/9
30a.	" " " " " " "	" " 16 "
30c.	" " " " " " "	" " 48 "



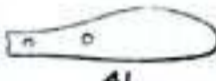
Part	Description	Price, incl. Tax
31.	Gear Wheel 1" diam., 1/2" face, 38 teeth	each *
32.	Worm, 1/2" diam.	" " 9d.
34.	Spanner	" " 1 1/2d.



Part	Description	Price, incl. Tax
34b.	Box Spanner	each *



Part	Description	Price, incl. Tax
35.	Spring Clips	Box of 50 1/9
36.	Screwdriver	each *
36a.	" " " " " "	" "
36c.	Drift (for levering bolt holes into line)	" "
37.	Nuts and Bolts, 7/32"	Box of 24 1/-
38.	Washer	Packet of 20 3d.
38d.	" " " " " "	" " 12 "
40.	Hank of Cord	each *



Part	Description	Price, incl. Tax
41.	Propeller Blade	each *
43.	Tension Spring 2" long	" "



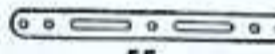
Part	Description	Price, incl. Tax
44.	Bent Strip, stepped	each 2d.
45.	Double Bent Strip	" " 2d.

DOUBLE ANGLE STRIPS

Part	Description	Price, incl. Tax
46.	2 1/2" x 1" each 3d.	each 2d.
47.	2 1/2" x 1 1/2" " " "	" " 2 1/2d.
47a.	3" x 1 1/2" " " "	" " 3d.
48.	1 1/2" x 1" " " "	" " 3 1/2d.



Part	Description	Price, incl. Tax
50.	Slide Piece	each *
51.	Flanged Plate, 2 1/2" x 1 1/2"	" " 3 1/2d.
52.	" " " " " "	" " 8d.
52a.	Flat Plate, 5 1/2" x 3 1/2"	" " 6d.
53.	Flanged Plate, 3 1/2" x 2 1/2"	" " 5 1/2d.
53a.	Flat Plate, 4 1/2" x 2 1/2"	" "



Part	Description	Price, incl. Tax
54.	Flanged Sector Plate, 4 1/2" long	each 6d.
55.	Perforated Strip, slotted 5 1/2" long	" "
55a.	" " " " " "	" " 2 "



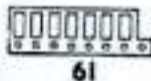
Part	Description	Price, incl. Tax
57b.	Hook, Loaded, Large	each *
57c.	" " " Small	" " 1 1/2d.



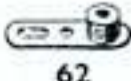
Part	Description	Price, incl. Tax
58.	Spring Card, 40" length	each *
58a.	Coupling Screw for Spring Card	" "
58b.	Hook for Spring Card	" "



Part	Description	Price, incl. Tax
59.	Collar, with screw	each 3d.



Part	Description	Price, incl. Tax
61.	Windmill Sail	each *



Part	Description	Price, incl. Tax
62.	Crank	each 4 1/2d.
62a.	Threaded Crank	" " 4 1/2d.
62b.	Double Arm Crank	" " 4 1/2d.



Part	Description	Price, incl. Tax
63.	Coupling	each 1/3
63b.	Strip Coupling	" "
63c.	Threaded Coupling	" "



Part	Description	Price, incl. Tax
64.	Threaded Boss	each *
65.	Centre Fork	" "
69.	Set Screw, 5/32"	" "
69a.	Grub Screw, 5/32"	" "
69b.	" " " 7/32"	" "
69c.	" " " 7/64"	" "
70.	Flat Plate, 5 1/2" x 2 1/2"	" "




Part	Description	Price, incl. Tax
72.	Flat Plate, 2 1/2" x 2 1/2"	each *
73.	" " " " " "	" " 1 1/2d.
76.	Triangular Plate, 2 1/2"	" "
77.	" " " " " "	" " 1 1/2d.

SCREWED RODS

Part	Description	Price, incl. Tax
78.	1 1/2" each	each *
79.	8" " "	" "
79a.	6" " "	" "
80.	5" " "	" "
80a.	3 1/2" " "	" "

CURVED STRIPS

Part	Description	Price, incl. Tax
89.	5 1/2" x 10" radius each *	each 1 1/2d.
89a.	Stepped 3" x 1 1/2" radius each *	each 1 1/2d.
90.	2 1/2" x 2 1/2" radius each *	each 1 1/2d.
90a.	Stepped 2 1/2" x 1 1/2" radius each *	each 1 1/2d.



Part	Description	Price, incl. Tax
94.	Sprocket Chain, 40" length	each 1/2

SPROCKET WHEELS

Part	Description	Price, incl. Tax
95.	2" diam., 36 teeth	each 1/2
95a.	1 1/2" " " "	" "
95b.	3" " " "	" "
96.	1" " " "	" " 6d.
96a.	1" " " "	" "



BRACED GIRDERS

Part	Description	Price, incl. Tax
97.	3 1/2" long each *	each *
97a.	2" " " "	" " 9d.
98.	2 1/2" " " "	" " 5 1/2d.
99.	1 1/2" " " "	" " 16d.



Part	Description	Price, incl. Tax
101.	Head, for looms	each *
102.	Single Bent Strip	" "



FLAT GIRDERS

Part	Description	Price, incl. Tax
103.	5 1/2" long each 3d.	each *
103a.	9" " " "	" " 2d.
103b.	12" " " "	" " 2 "
103c.	4" " " "	" " 1 1/2d.
103d.	3 1/2" " " "	" " 7 "



Part	Description	Price, incl. Tax
104.	Shuttle, for looms	each *
105.	Reed Hook, for looms	" "



Part	Description	Price, incl. Tax
106.	Wood Roller	each *
106a.	Sand Roller	" "




Part	Description	Price, incl. Tax
108.	Corner Gusset	each 4 1/2d.
109.	Face Plate, 2 1/2" diam.	" " 8d.



Part	Description	Price, incl. Tax
110.	Rack Strip, 3 1/2" long	each *
110a.	" " " " " "	" "

BOLTS

Part	Description	Price, incl. Tax
111.	1/2" (Box of 12)	6d.
111a.	1/4" " " "	5d.
111b.	1/8" " " "	1 1/2d.
113.	Girder Frame	each *



MECCANO PARTS AND ACCESSORIES

Parts marked thus * will be available for separate sale as soon as circumstances permit



118



120*



122

Price, incl. Tax

117. Metal Ball, 1" diam. each *
 118. Hub Disc, 5/8" diam. .. 2/-
 120b. Compression Spring, 9/16" long
 122. Miniature Loaded Sack



123



125

123. Cone Puller, 1 1/2", 1" and 3/4" diam. each *
 124. Reversed Angle Bracket 1"
 125. " " " 1" 1d.



126



126a

126. Trunnion each 2d.
 126a. Flat Trunnion .. 1d.



127



128



129

127. Bell Crank each *
 128. Bell Crank, with Boss
 129. Toothed Segment, 1 1/2" radius



130



130a

130. Eccentric, Triple Throw, 1 1/2", 1" and 3/4" each *
 130a. " " Single



131



132

131. Dredger each *
 132. Flywheel, 2 1/2" diam.



133



133a

CORNER BRACKETS

133. 1 1/2" each * 133a. 1" each *



134

134. Crank Shaft, 1" stroke each *



136



136a



137

136. Handrail Support each *
 136a. Handrail Coupling
 137. Wheel Flange



138*



139



140

Price, incl. Tax

- 138a. Ship Funnel each *
 139. Flanged Bracket (right)
 139a. " (left)
 140. Universal Coupling



142*

142. Rubber Ring (to fit 2" diam. rim) each *
 142a. Motor Tyre (to fit 2" diam. rim)
 142b. " " " 3"
 142c. " " " 1 1/2"
 142d. " " " 1"



143

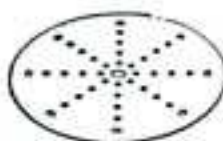


144

143. Circular Girder, 5 1/2" diam. each *
 144. Dog Clutch



145



146

145. Circular Strip, 7 1/2" diam. overall each *
 146. 6" dia. overall each * 146a. 4" diam. overall each *



147 & 148



151



154 & 154a

147. Pawl, with Pivot Bolt and Nuts each *
 147a. Pawl
 147b. Pivot Bolts with 2 Nuts
 147c. Pawl, without boss
 148. Ratchet Wheel

PULLEY BLOCKS

151. Single Sheave each * 153. Three Sheave each *
 152. Two
 154a. Corner Angle Bracket 1 1/2" (right-hand)
 154b. Corner Angle Bracket, 1 1/2" (left-hand)
 155. Rubber Ring (for 1" Pulleys)



157



160



161

157. Fat, 2" diam. each *
 160. Channel Bearing, 3 1/2" x 1" x 1/2"
 161. Girder Bracket, 2" x 1" x 1/2"



163



162



164

162. Boiler, complete, 5" long x 2 1/2" diam. each *
 162a. " " Ends 2-1/2" diam. x 1/2"
 162b. " " without ends, 4" long x 2-1/2" diam.
 163. Sleeve Piece, 1 1/2" long x 1-1/2" diam. .. 3/d.
 164. Chimney Adaptor, 1" diam. x 1" high .. 3/d.



165



166



168

165. Swivel Bearing each *
 166. End Bearing
 167b. Flanged Ring, 9/8" diam.
 168. Ball Bearing, 4" diam.
 168a. " Race, flanged disc, 3 1/2" diam.
 168b. " " spooled " 4"
 168c. " Cage, 3 1/2" diam., complete with Balls



171



175



176

171. Socket Coupling each *
 175. Flexible Coupling Unit
 176. Anchoring Spring for Cord



179



180

179. Rod Socket each *
 180. Gear Ring, 2 1/2" diam. (133 m.s. teeth, 95 int.)



185



187

185. Steering Wheel, 1 1/2" diam. each 10d.

DRIVING BANDS

186. 2 1/2" (light) each * 186c. 10" (Heavy) each *
 186a. 6" 186d. 15"
 186b. 10" 186e. 20"
 187. Road Wheel, 2 1/2" diam. 10d.
 187a. Conical Disc, 1 1/2" diam. 4d.



192



197

190. 2 1/2" x 1" each 2d. 190a. 3 1/2" x 2 1/2" each *
 191. 5" x 1" .. 3/d. 191. 4 1/2" x 2 1/2" .. 4d.
 192. 2 1/2" x 2 1/2" .. 2/d. 192. 5" x 2 1/2" .. 4/d.
 196. 9 1/2" x 2 1/2" each * 197. 12 1/2" x 2 1/2" .. 10d.



198



199



200

198. Hinged Flat Plate, 4 1/2" x 2 1/2" each 1/-
 199. Curved Plate, U-Section
 200. " " 2 1/2" x 3 1/2" x 9/32" radius .. 3/d.
 " " 2 1/2" x 2 1/2" x 1-11/16" radius .. 3/d.



211a & 211b



212



213

- 211a. Helical Gear, 1 1/2" Can only be used each *
 211b. " " 1 1/2" together
 212. Rod and Strip Connector
 213. Rod Connector



214



215

214. Semi-Circular Plate, 2 1/2" each 3d.
 215. Formed Slotted Strip, 1/2" 2d.



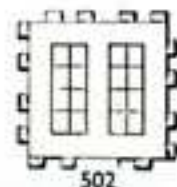
216

216. Cylinder, 2 1/2" long, 1 1/2" diam. each 6/d.

DINKY BUILDER PARTS



501



502



506




501



506

501. Large square (yellow or blue) each 6d.
 502. Large square with windows (yellow) .. 8d.
 506. Small square (yellow or blue) .. 3d.
 511. Oblong (yellow or blue) .. 4d.
 512. Oblong with door and window (yellow) .. 6d.



511



516



521



521



511



512



526

516. Large triangle (yellow) each 4/d.
 521. Small triangle (yellow or blue) .. 3d.
 526. Wheel 7d.
 536. Split rod, 1" 1/d.
 539. Split rod, 2 1/2" 1/d.



545




542



539




536



551



553



552

542. Split rod, 3 1/2" each 2d.
 545. Split rod, 4" 2/d.
 551. Blank of cord 2d.
 552. Sheet of flag, etc. 1d.
 553. Dismantling tool 4d.

MADE IN ENGLAND BY MECCANO LTD., LIVERPOOL.